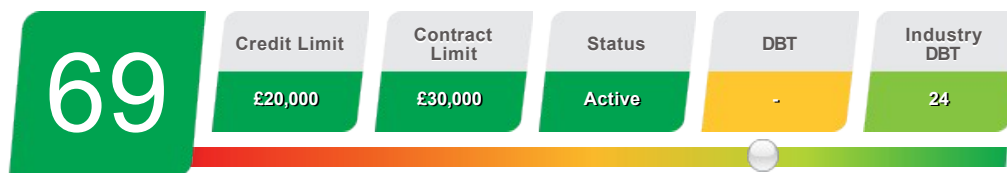


Company Name: **TROJAN SPECIAL FASTENERS LIMITED**
Company No: **02668394**
Safe No: **UK02329410**

Company Status: **Active - Accounts Filed**



Registered Address: **18 FORTNUM CLOSE
TILE CROSS
BIRMINGHAM
B33 0LG**

Your Name: **Yasin Bhatti**
Your User ID: **101009655**
Date / Time: **9:50 Friday, 01 July 2016**

Your Name: Yasin Bhatti
Your User ID: 101009655
Date / Time: 9:50 Friday, 01 July 2016

Company Name: TROJAN SPECIAL FASTENERS LIMITED
Company Number: 02668394
Safe Number: UK02329410

Limited Company
 Report Summary



Company Summary

Registered Address	18 FORTNUM CLOSE TILE CROSS BIRMINGHAM B33 0LG	Trading Address	18 Fortnum Close Tile Cross Birmingham West Midlands B33 0LG
Website Address	http://www.trojanspecialfastenersltd.co.uk		
Telephone Number	01217898586	Fax Number	
TPS	No	FPS	Yes
Incorporation Date	04/12/1991		
Previous Name		Type	Private limited with Share Capital
Date of Change	-	FTSE Index	-
Currency	GBP	Filing Date of Accounts	06/06/2015
SIC07	32990	Share Capital	£1,000
SIC07 Description	OTHER MANUFACTURING N.E.C.		
Principal Activity	The manufacture of fasteners, screws, chains.		

Credit Rating & Limit

Todays Rating [1-100]	69
Previous Rating [0-100]	62
Todays Limit	£20,000
Previous Limit	£20,000
Todays Contract Limit	£30,000

Based upon the company's latest industry classification, todays rating of 69 places the company in the middle to upper 25% of 14131 companies sampled from the same industry

Rating - Key Financials Filed / Established

Rating	Description
● 71 - 100	Very Low Risk
● 51 - 70	Low Risk
● 30 - 50	Moderate Risk
● 21 - 29	High Risk
● 1 - 20	Very High Risk
Not Rated	Please see report for description

Rating - Newly Incorporated

Rating	Description
● 51 - 100	Low Risk
● 30 - 50	Moderate Risk
● 1 - 29	Caution - High Risk
Not Rated	Please see report for description

INTERNATIONAL SCORE

International Score Description:
Low Risk
 The Creditsafe International Score represents a common risk scoring platform which enables companies to be compared on an international basis.

SCORE DESCRIPTION

A	Very Low Risk
B	Low Risk
C	Moderate Risk
D	High Risk
E	Not Rated

Key Financials

Year to Date	Turnover	Pre Tax Profit	Shareholder	Funds Employees
31/01/2015	-	-	£213,470	-
31/01/2014	-	-	£228,590	-
31/01/2013	-	-	£194,164	-

Mortgage Summary

Total Mortgage	5
Outstanding	2
Satisfied	3

Trade Debtors / Bad Debt Summary

Total Number of Documented Trade	4
Total Value of Documented Trade	£3,403

Commentary

This company has been treated as a Small company in respect of the rating/limit generated.

The latest Balance Sheet indicates a very positive net working capital position.

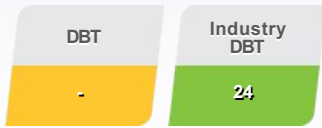
There has been a reduction in shareholders funds compared with the previous balance sheet.

CCJ

Total Number of Exact CCJs -	0	Total Value of Exact CCJs -	
Total Number of Possible CCJs -	0	Total Value of Possible CCJs -	
Total Number of Satisfied CCJs -	0	Total Value of Satisfied CCJs -	
Total Number of Writs -	-		

Payment Information

Company DBT



Payment Trend



Customer Payment Experiences



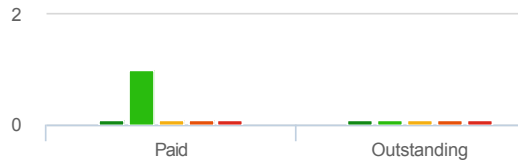
Number of Experiences

-

Customer Payment Experiences are supplied by Creditsafe users based on their payment experience with their customers.

Trade Payment Information

Average Invoice Value	163.87
Invoices available	1
Paid	1
Outstanding	0



Trade Payment Data is information that we collect from selected third party partners who send us information about their whole sales ledger.

■ Within Terms
 ■ 0-30 Days
 ■ 31-60 Days
 ■ 61-90 Days
 ■ 91+ Days

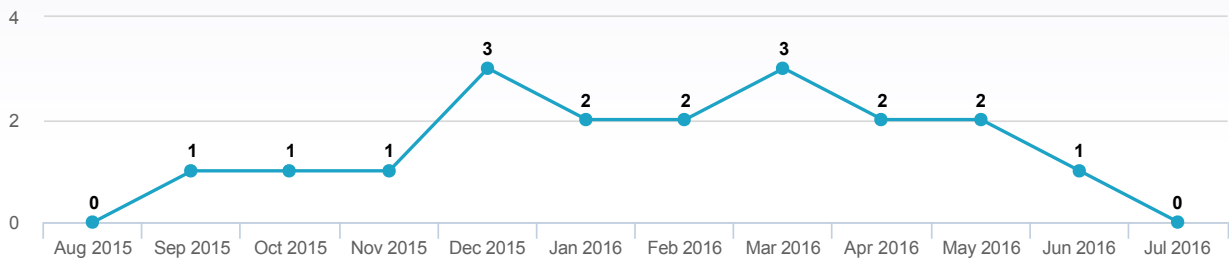
Enquiries Trend

The last enquiry date was 23/06/2016

There have been 18 enquiries in the last 12 months.

There are an average of 2 reports taken each month.

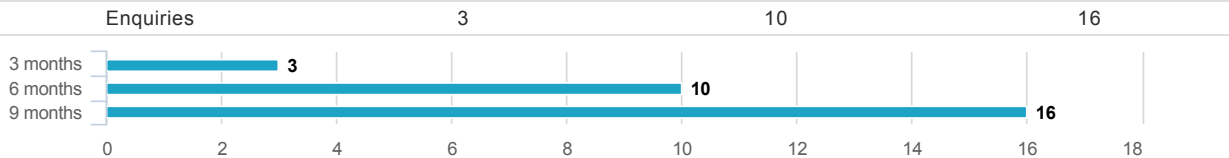
Monthly Breakdown



3 MONTHS

6 MONTHS

9 MONTHS



Total Current Directors	4
Total Current Secretaries	1
Total Previous Directors / Company Secretaries	4

Current Directors

Title	Mr	Function	Director
Name	Mohammed Bashir	Nationality	British

Date of Birth	05/1955	Present Appointments	1
Latest Address	41 Drummond Road, Bordesley Green, Birmingham, West Midlands	Appointment Date	05/12/1991
Post Code	B9 5XJ		
Title	Mr	Function	Director
Name	Ali Mohammed	Nationality	British
Date of Birth	10/1952	Present Appointments	2
Latest Address	138 Colonial Road, Bordesley Green, Birmingham, West Midlands	Appointment Date	05/12/1991
Post Code	B9 5NG		
Title	Mr	Function	Director
Name	Shoket Hussain	Nationality	British
Date of Birth	08/1952	Present Appointments	1
Latest Address	150 Wyckham Road Wyckham Road, Castle Bromwich, Birmingham	Appointment Date	05/12/1991
Post Code	B36 0HU		
Title	Mr	Function	Director
Name	Mobeen Ali	Nationality	British
Date of Birth	11/1971	Present Appointments	3
Latest Address	37 Upton Road, Stechford, Birmingham, West Midlands	Appointment Date	01/02/2002
Post Code	B33 8SX		





Current Company Secretary












Title	Mr	Function	Company Secretary
Name	Ali Mohammed	Nationality	British
Date of Birth	10/1952	Present Appointments	2
Latest Address	138 Colonial Road, Bordesley Green, Birmingham, West Midlands	Appointment Date	05/12/1991
Post Code	B9 5NG		

Top Shareholders


















Name	Currency	Share Count	Share Type	Nominal Value	% of Total Share Count
MR ALI MOHAMMED	GBP	200	ORDINARY	1	20
MOBEEN ALI	GBP	200	ORDINARY	1	20
MR A.A.A. BHATTI	GBP	200	ORDINARY	1	20
MR SHOKET HUSSAIN	GBP	200	ORDINARY	1	20
MR MOHAMMED BASHIR	GBP	200	ORDINARY	1	20

Profit & Loss


Date Of Accounts	31/01/15	(%)	31/01/14	(%)	31/01/13	(%)	31/01/12	(%)	31/01/11
Weeks	52	(%)	52	(%)	52	(%)	52	(%)	52
Currency	GBP	(%)	GBP	(%)	GBP	(%)	GBP	(%)	GBP
Consolidated A/cs	N	(%)	N	(%)	N	(%)	N	(%)	N
 Turnover	-	-	-	-	-	-	-	-	-
 Export	-	-	-	-	-	-	-	-	-
 Cost of Sales	-	-	-	-	-	-	-	-	-
 Gross Profit	-	-	-	-	-	-	-	-	-





 Wages & Salaries	-	-	-	-	-	-	-	-	-
 Directors Emoluments	-	-	-	-	-	-	-	-	-
 Operating Profit	-	-	-	-	-	-	-	-	-
 Depreciation	£43,354	731.3%	£5,215	-73.8%	£19,891	-11.3%	£22,421	24.5%	£18,014
 Audit Fees	-	-	-	-	-	-	-	-	-
 Interest Payments	-	-	-	-	-	-	-	-	-
 Pre Tax Profit	-	-	-	-	-	-	-	-	-
 Taxation	-	-	-	-	-	-	-	-	-
 Profit After Tax	-	-	-	-	-	-	-	-	-
 Dividends Payable	-	-	-	-	-	-	-	-	-
 Retained Profit	-	-	-	-	-	-	-	-	-

Balance Sheet






Date Of Accounts	31/01/15	(%)	31/01/14	(%)	31/01/13	(%)	31/01/12	(%)	31/01/11
 Tangible Assets	£158,526	-9.8%	£175,657	4.6%	£167,914	-4.3%	£175,539	11.1%	£157,933
 Intangible Assets	0	-	0	-	0	-	0	-	0
 Total Fixed Assets	£158,526	-9.8%	£175,657	4.6%	£167,914	-4.3%	£175,539	11.1%	£157,933
 Stock	£9,229	-	£9,229	-31.7%	£13,508	-41.5%	£23,097	150.5%	£9,222
 Trade Debtors	£170,050	-4.9%	£178,813	55.7%	£114,852	-13.4%	£132,652	-2.8%	£136,423
 Cash	£24,424	-41.5%	£41,760	-20.1%	£52,290	58.9%	£32,912	-53.8%	£71,263
 Other Debtors	0	-	0	-	0	-	0	-	0
 Miscellaneous Current Assets	0	-	0	-	0	-	0	-	0
 Total Current Assets	£203,703	-11.4%	£229,802	27.2%	£180,650	-4.2%	£188,661	-13%	£216,908
 Trade Creditors	£121,767	-21%	£154,224	27.7%	£120,773	22.4%	£98,641	3.9%	£94,956
 Bank Loans & Overdrafts	0	-	0	-	0	-	0	-	0
 Other Short Term Finance	0	-	0	-	0	-	0	-	0
 Miscellaneous Current Liabilities	0	-	0	-	0	-	0	-	0
 Total Current Liabilities	£121,767	-21%	£154,224	27.7%	£120,773	22.4%	£98,641	3.9%	£94,956
 Bank Loans & Overdrafts and LTL	£26,992	19.2%	£22,645	-32.7%	£33,627	-47.8%	£64,396	-13%	£74,025
 Other Long Term Finance	0	-	0	-	0	-	0	-	0
 Total Long Term Liabilities	£26,992	19.2%	£22,645	-32.7%	£33,627	-47.8%	£64,396	-13%	£74,025

Capital & Reserves





Date Of Accounts	31/01/15	(%)	31/01/14	(%)	31/01/13	(%)	31/01/12	(%)	31/01/11
 Called Up Share Capital	£1,000	-	£1,000	-	£1,000	-	£1,000	-	£1,000

 P & L Account Reserve	£212,470	-6.6%	£227,590	17.8%	£193,164	-3.5%	£200,163	-2.3%	£204,860
 Revaluation Reserve	-	-	-	-	-	-	-	-	-
 Sundry Reserves	-	-	-	-	-	-	-	-	-
 Shareholder Funds	£213,470	-6.6%	£228,590	17.7%	£194,164	-3.5%	£201,163	-2.3%	£205,860



Other Financial Items

Date Of Accounts	31/01/15	(%)	31/01/14	(%)	31/01/13	(%)	31/01/12	(%)	31/01/11
 Net Worth	£213,470	-6.6%	£228,590	17.7%	£194,164	-3.5%	£201,163	-2.3%	£205,860
 Working Capital	£81,936	8.4%	£75,578	26.2%	£59,877	-33.5%	£90,020	-26.2%	£121,952
 Total Assets	£362,229	-10.7%	£405,459	16.3%	£348,564	-4.3%	£364,200	-2.8%	£374,841
 Total Liabilities	£148,759	-15.9%	£176,869	14.6%	£154,400	-5.3%	£163,037	-3.5%	£168,981
 Net Assets	£213,470	-6.6%	£228,590	17.7%	£194,164	-3.5%	£201,163	-2.3%	£205,860







Cash Flow









Date Of Accounts	31/01/15	(%)	31/01/14	(%)	31/01/13	(%)	31/01/12	(%)	31/01/11
 Net Cashflow from Operations	-	-	-	-	-	-	-	-	-
 Net Cashflow before Financing	-	-	-	-	-	-	-	-	-
 Net Cashflow from Financing	-	-	-	-	-	-	-	-	-
 Increase in Cash	-	-	-	-	-	-	-	-	-

Miscellaneous

Date Of Accounts	31/01/15	(%)	31/01/14	(%)	31/01/13	(%)	31/01/12	(%)	31/01/11
Contingent Liability	NO	-	NO	-	NO	-	NO	-	NO
 Capital Employed	£240,462	-4.3%	£251,235	10.3%	£227,791	-14.2%	£265,559	-5.1%	£279,885
 Number of Employees	-	-	-	-	-	-	-	-	-
Accountants									
Auditors									
Auditor Comments	The company is exempt from audit								
Bankers	LLOYDS TSB BANK PLC								
Bank Branch Code									

Ratios

Date Of Accounts	31/01/15	31/01/14	31/01/13	31/01/12	31/01/11
 Pre-tax profit margin %	-	-	-	-	-
 Current ratio	1.67	1.49	1.50	1.91	2.28
 Sales/Net Working Capital	-	-	-	-	-
 Gearing %	12.60	9.90	17.30	32	36
 Equity in %	58.90	56.40	55.70	55.20	54.90
 Creditor Days	-	-	-	-	-

 Debtor Days	-	-	-	-	-
 Liquidity/Acid Test	1.59	1.43	1.38	1.67	2.18
 Return On Capital Employed %	-	-	-	-	-
 Return On Total Assets Employed %	-	-	-	-	-
 Current Debt Ratio	0.57	0.67	0.62	0.49	0.46
 Total Debt Ratio	0.69	0.77	0.79	0.81	0.82
 Stock Turnover Ratio %	-	-	-	-	-
 Return on Net Assets Employed %	-	-	-	-	-

Report Notes

There are no notes to display.

Status History

No Status History found

Event History

Date	Description
23/11/2015	Annual Returns
10/06/2015	New Accounts Filed
21/12/2014	Annual Returns
01/07/2014	New Accounts Filed
27/11/2013	Annual Returns
06/06/2013	New Accounts Filed
11/12/2012	Annual Returns
16/05/2012	New Accounts Filed
16/05/2012	New Accounts Filed
19/11/2011	Annual Returns
24/05/2011	New Accounts Filed
03/12/2010	Annual Returns
24/04/2010	New Accounts Filed
29/12/2009	Annual Returns
16/11/2009	Annual Returns

Rating History [Show graph](#)

Date	Rating	Description
02/09/2014	69	Low Risk
24/08/2014	62	Low Risk
01/07/2014	82	Very Low Risk
06/06/2013	80	Very Low Risk
04/06/2013	75	Very Low Risk
28/03/2013	77	Very Low Risk
10/12/2012	79	Very Low Risk
16/05/2012	77	Very Low Risk
19/11/2011	86	Very Low Risk
24/05/2011	84	Very Low Risk

Limit History [Show graph](#)

Date	Limit
02/09/2014	£20,000
24/08/2014	£20,000

21/04/2010	£25,000
16/11/2009	£8,000
20/02/2009	£8,000
17/06/2004	£40,000

Previous Company Names

No Previous Names found

Writ Details

No writs found

Statistics

Group	-
Linkages	0 companies
Countries	In 0 countries

Summary

Holding Company	-
Ownership Status	
Ultimate Holding Company	-

Group Structure

Full

No Group Structure

Mortgage Details

Mortgage Type:	LEGAL CHARGE
Date Charge Created:	22/12/05
Date Charge Registered:	04/01/06
Date Charge Satisfied:	12/05/16
Status:	SATISFIED
Person(s) Entitled:	THE GOVERNOR AND COMPANY OF THE BANK OF SCOTLAND;
Amount Secured:	
Details:	18 FORTNUM CLOSE, TILT CROSS, BIRMINGHAMFIXED CHARGE ALL BUILDINGS AND OTHER STRUCTURES FIXED TO THE PROPERTY FIXED CHARGE ANY GOODWILL RELATING TO THE PROPERTY FIXED CHARGE ALL PLANT MACHINERY AND OTHER ITEMS AFFIXED TO THE PROPERTY ASSIGNMENT OF THE RENTAL SUMS TOGETHER WITH THE BENEFIT OF ALL RIGHTS AND REMEDIES FIXED CHARGE THE PROCEEDS OF ANY CLAIM MADE UNDER INSURANCE POLICY RELATING TO THEPROPERTY FLOATING CHARGE ALL UNATTACHEDPLANT MACHINERY CHATELS AND GOODS ON OR IN OR USED IN CONNECTION WITH THE PROPERTY OR THE BUSINESS OR UNDERTAKING AT THE PROPERTY
Mortgage Type:	DEBENTURE
Date Charge Created:	21/12/05
Date Charge Registered:	23/12/05
Date Charge Satisfied:	-
Status:	OUTSTANDING
Person(s) Entitled:	THE GOVERNOR AND COMPANY OF THE BANK OF SCOTLAND
Amount Secured:	ALL MONIES DUE OR TO BECOME DUE FROM THE COMPANY TO THE CHARGEЕ ON ANY ACCOUNT WHATSOEVER
Details:	FIXED AND FLOATING CHARGES OVER THE UNDERTAKING AND ALL PROPERTY AND ASSETS PRESENT AND FUTURE INCLUDING GOODWILL BOOKDEBTS UNCALLED CAPITAL BUILDINGS FIXTURESFIXED PLANT AND MACHINERY
Mortgage Type:	COMMERCIAL PROPERTY SECURITY DEED

Date Charge Created:	27/10/97
Date Charge Registered:	05/11/97
Date Charge Satisfied:	-
Status:	OUTSTANDING
Person(s) Entitled:	TSB BANK PLC
Amount Secured:	ALL MONIES DUE OR TO BECOME DUE FROM THE COMPANY TO THE CHARGEES ON ANY ACCOUNT WHATSOEVER
Details:	F/H 18 FORTNUM CLOSE TILE CROSS BIRMINGHAM T/N WK48426 FLOATING CHARGE OVER ALL MOVEABLE PLANT MACHINERY IMPLEMENTS UTENSILS FURNITURE AND EQUIPMENT SEE THE MORTGAGE CHARGE DOCUMENT FOR FULL DETAILS
Mortgage Type:	LEGAL CHARGE
Date Charge Created:	12/01/95
Date Charge Registered:	18/01/95
Date Charge Satisfied:	25/11/97
Status:	SATISFIED
Person(s) Entitled:	MIDLAND BANK PLC
Amount Secured:	ALL MONIES DUE OR TO BECOME DUE FROM THE COMPANY TO THE CHARGEES ON ANY ACCOUNT WHATSOEVER
Details:	UNIT 18 FORTNUM CLOSE TILE CROSS BIRMINGHAM WEST MIDLANDS T/NO WK48426 TOGETHER WITH ALL FIXTURES AND FITTINGS NOW OR AT ANY TIME HEREAFTER ON THE PROPERTY. THE BENEFITS OF ALL RIGHTS LICENCES AND THE GOODWILL OF THE MORTGAGOR INRELATION TO THE BUSINESS FROM TIME TO TIME CARRIED ON AT THE PROPERTY
Mortgage Type:	FIXED AND FLOATING CHARGE
Date Charge Created:	07/12/94
Date Charge Registered:	09/12/94
Date Charge Satisfied:	25/11/97
Status:	SATISFIED
Person(s) Entitled:	MIDLAND BANK PLC
Amount Secured:	ALL MONIES DUE OR TO BECOME DUE FROM THE COMPANY TO THE CHARGEES ON ANY ACCOUNT WHATSOEVER
Details:	FIXED AND FLOATING CHARGES OVER THE UNDERTAKING AND ALL PROPERTY AND ASSETS PRESENT AND FUTURE INCLUDING UNCALLED CAPITAL GOODWILL BOOKDEBTS AND PATENTS

Creditor Details

	Total Number	Total Value
Trade Creditors	0	-
No Creditor Data		

Trade Debtors / Bad Debt Detail

	Total Number of Documented Trade	Total Value of Documented Trade	
Trade Debtors	4	£3,403	
Company Name		Amount	Statement Date
Trevafield Fasteners Limited		£1,772	29/06/2012
Westwood Bolt And Nut Company Ltd		£1,201	19/05/2011
N W Engineers Supply Ltd		£250	20/11/2014
N England Fasteners Ltd		£180	18/03/2014

Previous Director/Company Secretaries

Name	Current Directorships	Previous Directorships
Ronald George Smith	0	1
Anjam Bhatti	1	1
Jacqueline Scott	2	1642

Average Invoice Value £163.87

Invoices available 1

Paid 1

Outstanding 0

Trade Payment Data is information that we collect from selected third party partners who send us information about their whole sales ledger.

	Within Terms	0-30 Days	31-60 Days	61-90 Days	91+ Days
Paid	0	1	0	0	0
Outstanding	0	0	0	0	0



Creditsafe UK
Bryn House,
Caerphilly Business Park,
Van Rd,
Caerphilly,
CF83 3GG



www.creditsafeuk.com



twitter.com/creditsafeuk



facebook.com/creditsafeuk



linkedin.com/company/creditsafe

Registered in Wales. Company number: 03836192