



Gary Pearce [Follow](#)

Welcome to TV aerials Warrington, If you have TV Aerial problems or need a satellite installation inquiries regarding a CCTV, Sky HD, Freeview, Freesat.

Mar 18 · 5 min read

TV Aerial and Satellite Training In Warrington

At a time of increasing change within our industry, training and education is essential if you want to keep abreast of the latest technology, design and installation techniques. The TV Aerials Warrington's intense programmes are designed to develop skills and competencies necessary to meet the demands of the aerial and systems installation industry.







Please note that successfully passing any TV Aerials Warrington Training Course does not give you membership of the Confederation and use of the TV Aerials Warrington logo is not permitted. Nine of our programmes have achieved City & Guilds Accreditation which recognises the process and delivery of a bespoke training programme. These are not City & Guilds Qualifications, and you will not be authorised to use the City & Guilds logo. Please note our training processes and systems have been Accredited, not the content of our programmes or the TV Aerials Warrington as an organisation. You will receive a TV Aerials Warrington training certificate which contains the City & Guilds Accredited Programme logo.

TV Aerials Warrington Accessibility Policy

The TV Aerials Warrington welcomes applications from potential participants

of all social and ethnic backgrounds. Its enrolment policy aims to promote equal opportunities, while at the same time selecting participants who have the ability and motivation to benefit from the courses that they intend to follow and who will make a contribution to the Industry. To this end, in the spirit of the Equality Act 2005, the TV Aerials Warrington will undertake reasonable adjustments for qualified applicants with disabilities to enter the TV Aerials Warrington Education and Skills Programme, in accordance with the provisions of the Act. Any applicant who needs to report any disabilities to the TV Aerials Warrington, please do so at the time of booking, or shortly after in order for the learning programme to be adapted and cater for your needs.





Suitability

This programme is suitable for participants with no experience who wish to enter the industry and for those who have experience but want to know more about the theoretical and practical aspects of terrestrial and satellite signal reception and installation.

Aims

This programme covers all aspects of TV delivered via an aerial and satellite dish into a coaxial network around a single dwelling property.

Objectives

Over the 3 days this programme presents all the criteria necessary to deliver terrestrial and satellite TV programming to TV receiving equipment in the home.

Content

- Health & Safety in relation to the use of ladders. (Aerial & Satellite)
- Electrical Safety requirements for signal distribution. (Aerial & Satellite)
- Signal types & measurement. (Aerial & Satellite)
- Aerial design & choice through survey tests. (Aerial only)
- Brackets, fixings & installing a chimney lashing kit. (Aerial & Satellite)
- Cables, certification & correct fitting of connectors. (Aerial & Satellite)
- Aerial alignment & recording signals. (Aerial only)
- 4G Interference Mitigation. (Aerial only)
- Amplifiers, diplexers, combiners & their application. (Aerial & Satellite)
- Modulation techniques & digital compression. (Aerial & Satellite)
- Surveying and testing location site/planning considerations. (Satellite only).
- Reception of other satellites. (Satellite only)
- Assembly, fixing and alignment of a satellite dish. (Satellite only)
- Received connection and interconnection to ancillary equipment. (Satellite only)
- Fault tracing and mitigation techniques. (Satellite only)
- Customer relations, conduct, documentation & insurance. (Aerial & Satellite)
- Future development of the aerial/satellite and multimedia industry.

Basic Aerial & Satellite Installation Learning Outcomes

Following this 3-day programme all participants will be able to;

- Select the correct aerial for regional terrestrial TV reception.
- Select the correct dish size for regional satellite TV reception.
- Record signals for both terrestrial & satellite.
- Install a chimney lashing.
- Fit the correct connectors to terminate coaxial cables.
- Assemble a satellite dish.
- Install & align a Sky UK satellite dish.
- Install and programme a Sky UK HD satellite receiver.

Learning Style

This programme is classroom based by PowerPoint and contains a mix of practical demonstrations with hands-on learning exercises.

Assessment Method

The assessment method for this programme is by means of a multiple choice open book assessment paper with a pass mark of 65%.

Programme Duration

This programme is run over 3 days.

Suitability

This programme is suitable for anyone who is installing aerials and is not fully conversant with the current standard (IEC 60728–11:2010) and TV Aerials Warrington Code of Practice 3—Electrical Safety Requirements for Signal Reception Systems (Excluding CATV).

Aims

Participants will gain a practical working knowledge of how to install a safe signal distribution system in the home or commercial premises.

Objectives

At the end of this programme all participants will be able to install a safety mechanism on a distribution system, analyse the effectiveness and record the results.

Content

- Background to why earthing and bonding may be necessary.
- Electrical regulations and safety.

- Single Dwelling Unit (SDU) requirements.
- Multiple Dwelling Unit (MDU) and commercial Premise requirements.

Learning Outcomes

This 1-day programme will enable all participants to;

- Test an electrical circuit for safety.
- Make a safety bond.
- Perform the necessary tests and checks that ensure a system is safe.

Learning Style

This programme is classroom based with a PowerPoint presentation and contains theoretical and practical learning exercise techniques.

Assessment Method

The assessment method for this programme is by means of practical worksheets and a multiple choice open book assessment paper with a pass mark of 65%.

Programme Duration

This programme is run over 1 day.

This programme is suitable for participants involved in the TV/RF distribution industry with a desire to learn the developments of Fibre Optic Technology and associated equipment. A reasonable understanding of current Integrated Reception Systems (IRS) would be desirable but not absolutely necessary.

Aims

This programme will enable participants to understand the working and planning of a typically sized fibre optic delivery system.

Objectives

Over this 1-day programme participants will become practically familiar with all the components of a working fibre optic system.

Content

- The history and development of fibre optic technology.
- The importance of Health and Safety when working with fibre optics.
- Types of cables and connectors used in the fibre optic industry.
- The applications of fibre optics with an understanding of the technology.
- Components contained within the systems and their practical application.
- Calculations of signal losses & gains within them.

- Design three typical sized fibre optic systems.
- Fusion splicing and termination of fibre optic cables and connectors.
- Fibre containment methods.
- Demonstrate an ability to install and fault find on fibre optic systems in the TV industry.
- Major manufacturer latest fibre IRS systems explained.

Learning Outcomes

This 1-day programme will enable all participants to;

- Work with the main component of a fibre network.
- Carry out fusion splicing of cables.
- Connect and terminate fibre cable.
- Design a fibre optic delivery system.

Learning Style

A PowerPoint led delivery including industry videos, clear theoretical explanations and hands-on applications. Continual informal and formal assessments will monitor progress throughout the day.

Assessment Method

The assessment method for this programme is by means of practical assessment exercises and a multiple choice open book assessment paper with a pass mark of 65%.

Programme Duration

This programme is run over 1 day.

Tv Aerials Warrington

Aerials Warrington

Tv Training Warrington

Satellites Warrington

One clap, two clap, three clap, forty?

By clapping more or less, you can signal to us which stories really stand out.



Gary Pearce

Follow

Welcome to TV aerials Warrington, If you have TV Aerial problems or need a satellite installation inquiries regarding a CCTV, Sky HD, Freeview, Freesat.

Trending on Medium



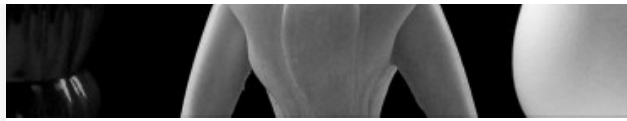


TV Aerials Warrington



Gary Pearce
8 min read

1



Men want sex and women want love? Not exactly.



Ken Blackman
4 min read

6.1K



How To Accomplish More In 30 Days Than Most Do In 365



Benjamin P. Hardy
7 min read

7.9K



Responses

 Write a response...