

Model Name	HB/ MB/ LB	CODE	Category
CONCORDE	HB	BB-CC-01	
CONCORDE	MB	BB-CC-02	EXECUTIVE
VECTA	HB	BB-VC-01 B	EXECUTIVE
KRUZ	HB	BB-KR-01 A	EXECUTIVE
VECTA	MB	BB-VC-02 B	
KRUZ	MB	BB-KR-02 A	EXECUTIVE

KRUZ I	HB	BB-KRI-01 D	
SUPREMO	HB	BB-SP-01 B	EXECUTIVE
SUPREMO	MB	BB-SP-02 B	EXECUTIVE
MAXIMA	MB	BB-MX-02 A	EXECUTIVE
VERSA	MB	BB-VS-02 B	EXECUTIVE

ARMADA	MB	BB-AR-02 B	
HARMONY	MB	BB-HR-02 D	
GENESIS	MB	BB-GN-02 A	
MAXIMA	MB	BB-MX-02 C	
VELOXX	MB	BB-VLX-02 C	







CAFFETARIA		BC-CB-19	
CAFFETARIA		BC-CB-21	
CAFFETARIA		BC-CB-22	
SINGLE SEATER		BB-WC-01	
ELITE	MB	BB-EL-02 A	
ELITE	MB	BB-EL-02 C	







Specification





MRP

IMG

<ol style="list-style-type: none"> 1. Multi-position locking Synchro Tilt Mechanism with "Return-Prevention" facility. 2. 5-prong Die Cast Aluminum base with heavy duty twin wheeled PU castors. 3. Super High Back to ensure comfortable neck support. 4. Class IV chrome gas lift as per DIN Standards. 5. Elegant PU Leather upholstery. 6. Leather upholstered, Chrome Ringed & PU padded armrest 	<p>34217</p>	
<ol style="list-style-type: none"> 1. Multi-position locking Synchro Tilt Mechanism with "Return-Prevention" facility. 2. 5-prong Die Cast Aluminum base with heavy duty twin wheeled PU castors. 3. Class IV chrome gas lift as per DIN Standards. 4. Elegant PU Leather upholstery. 5. Leather upholstered, Chrome Ringed & PU padded armrest 	<p>33179</p>	
<ol style="list-style-type: none"> 1. Multi-position locking Knee Tilt Synchro Mechanism with "Return-Prevention" facility 2. 5-prong Low Rise Nylon Base With Heavy Twin Wheeled PU Castors. 3. Elegant Height and Depth Adjustable Headrest for proper Neck Support. 4. Elegant Height Adjustable PU padded armrest. 5. Class IV gas lift as per DIN Standards 6. Elegant PU Leather upholstery and Imported Nylon Mesh Fabric for back 7. Height Adjustable Lumbar support. 	<p>20063</p>	
<ol style="list-style-type: none"> 1. Multiple-position locking Synchro Tilt Mechanism with "Return-Prevention" facility 2. 5-prong High rise Nylon Base fitted with twin wheel PU castors 3. Height Adjustable Head Rest for proper Neck Support. 4. Elegant Height Chrome Adjustable PU padded armrest. 5. Class IV gas lift as per DIN Standards. 6. Elegant Fabric upholstery and Imported Nylon Mesh Fabric for Back. 7. Depth and Height Adjustable Lumbar support for Back 	<p>19675</p>	
<ol style="list-style-type: none"> 1. Multi-position locking Knee Tilt Synchro Mechanism with "Return-Prevention" facility. 2. 5-prong Low Rise Nylon Base With Heavy Twin Wheeled PU Castors 3. Elegant Height Adjustable PU padded armrest 4. Class IV gas lift as per DIN Standards. 5. Elegant PU Leather upholstery and Imported Nylon Mesh Fabric for back. 6. Height Adjustable Lumbar supports. 	<p>19032</p>	
<ol style="list-style-type: none"> 1. Multiple-position locking Synchro Tilt Mechanism with "Return-Prevention" facility 2. 5-prong High rise Nylon Base fitted with twin wheel PU castors 3. Elegant Height Chrome Adjustable PU padded armrest. 	<p>16486</p>	

<ol style="list-style-type: none"> 1. Single-position locking Centre Tilt Mechanism. 2. 5-prong Low rise PP Base fitted with twin wheel nylon castor. 3. Height Adjustable Head Rest for proper Neck Support. 4. Elegant "T" shaped PP armrest. 5. Class IV gas lift as per DIN Standards. 6. Elegant Fabric upholstery and Imported Nylon Mesh Fabric for Back. 7. Depth and Height Adjustable Lumbar support for Back. 	10274	
<ol style="list-style-type: none"> 1. Single position locking Synchro tilt mechanism 2. 5-prong High rise Nylon Base fitted with twin wheel nylon castors 3. Elegant Height Chrome Adjustable PU padded armrest. 4. Class IV gas lift as per DIN Standards. 5. Elegant Fabric upholstery. 	10112	
<ol style="list-style-type: none"> 1. Single position locking Synchro tilt mechanism. 2. 5-prong High rise Nylon Base fitted with twin wheel nylon castors. 3. Elegant Height Chrome Adjustable PU padded armrest. 4. Class IV gas lift as per DIN Standards. 5. Elegant Fabric upholstery. 	10019	
<ol style="list-style-type: none"> 1. Multiple positions locking Synchro tilt mechanism. 2. 5-prong High rise Nylon Base fitted with twin wheel PU castors. 3. Elegant Indian Height Adjustable PU padded armrest. 4. Class IV gas lift as per DIN Standards. 5. Fabric upholstery. 	10007	
<ol style="list-style-type: none"> 1. Single-position locking Tilt Mechanism. 2. 5-prong High rise Nylon Base fitted with twin wheel nylon castors. 3. Elegant Height Adjustable PU padded armrest 4. Class IV gas lift as per DIN Standards. 5. Elegant Fabric upholstery for Seat and Nylon Mesh for Back. 	9955	
<ol style="list-style-type: none"> 1. Single position locking Synchro tilt mechanism. 		

<ol style="list-style-type: none"> 1. Single position locking Synchro tilt mechanism 2. 5-prong High rise Nylon base fitted with twin wheel nylon castors. 3. Elegant Indian Height Adjustable PU padded armrest. 4. Class IV gas lift as per DIN Standards. 5. Elegant Fabric upholstery for Seat and Nylon Mesh for Back. 	7628	
<ol style="list-style-type: none"> 1. Permanent Contact single position locking mechanism with tilt tension control mechanism. 2. 5-prong PP Base fitted with twin wheel nylon castors. 3. Elegant Fixed "Silver T" shaped PP armrest. 4. Class IV gas lift as per DIN Standards. 5. Elegant Fabric upholstery. 	7603	
<ol style="list-style-type: none"> 1. Single position locking Synchro tilt mechanism. 2. 5-prong High rise Nylon Base fitted with twin wheel nylon castors. 3. Elegant Chrome Height Adjustable PU padded armrest. 4. Class IV gas lift as per DIN Standard. 5. Durable Mesh Fabric upholstery for Backrest. 	7598	
<ol style="list-style-type: none"> 1. Single position locking Synchro tilt mechanism. 2. 5-prong High rise Nylon Base fitted with twin wheel nylon castors. 3. Elegant Fixed "T" shaped PP armrest. 4. Class IV gas lift as per DIN Standards. 5. Elegant Fabric upholstery. 	7301	
<ol style="list-style-type: none"> 1. Single position locking Synchro tilt mechanism. 2. 5-prong PP Base fitted with twin wheel nylon castors. 3. Elegant Fixed "T" shaped PP armrest. 4. Class IV gas lift as per DIN Standards. 5. Elegant Fabric upholstery. 	7259	
<ol style="list-style-type: none"> 1. Permanent Contact single position locking mechanism with tilt tension control mechanism. 		

<ol style="list-style-type: none"> 1. Stackable. 2. Bentwood Cafeteria Dining Chairs. 3. Miller Backrest with coffee cup design. 4. Basswood veneer (Cherry). 5. 5/8" Chromed legs. 	2510	
<ol style="list-style-type: none"> 1. Stackable 2. Bentwood Cafeteria Dining Chairs 3. Tulip Backrest with 4 lines 4. Basswood veneer (Cherry) 5. 5/8" Chromed legs. 	2510	
<ol style="list-style-type: none"> 1. Stackable 2. Bentwood Cafeteria Dining Chairs 3. Apple Backrest with hand hole 4. Basswood veneer (Cherry) 5. 5/8" Chromed legs. 	2420	
<ol style="list-style-type: none"> 1. Elegant and durable design. 2. Easy maintenance. 3. Smooth and finished edges. 4. Powder coated perforated sheet 	2224	
<ol style="list-style-type: none"> 1. Single position locking Synchro tilt mechanism. 2. 5-prong High rise Nylon Base fitted with twin wheel nylon castors. 3. Height Adjustable AD65/ AD25 "T" shaped PU armrest. 4. Class IV gas lift as per DIN Standards. 5. Elegant Fabric upholstery. 	8049	
<ol style="list-style-type: none"> 1. Push Back Mechanism. 2. 5-prong PP Base fitted with twin wheel nylon castors. 3. Height Adjustable AD35 "T" shaped PP armrest. 	6052	

CONCORDE	HB	BB-CC-01	EXECUTIVE
-----------------	-----------	-----------------	------------------

CONCORDE	MB	BB-CC-02	EXECUTIVE
-----------------	-----------	-----------------	------------------



34217

1. Multi-position locking Synchro Tilt Mechanism with "Return-Prevention" facility.
2. 5-prong Die Cast Aluminum base with heavy duty twin wheeled PU castors.
3. Super High Back to ensure comfortable neck support.
4. Class IV chrome gas lift as per DIN Standards.
5. Elegant PU Leather upholstery.
6. Leather upholstered, Chrome Ringed & PU padded armrest.



33179

1. Multi-position locking Synchro Tilt Mechanism with "Return-Prevention" facility.
2. 5-prong Die Cast Aluminum base with heavy duty twin wheeled PU castors.
3. Class IV chrome gas lift as per DIN Standards.
4. Elegant PU Leather upholstery.
5. Leather upholstered, Chrome Ringed & PU padded armrest

VECTA	HB	BB-VC-01 B	EXECUTIVE
--------------	-----------	-------------------	------------------

VECTA	MB	BB-VC-02 B	
--------------	-----------	-------------------	--



1. Multi-position locking Knee Tilt Synchro Mechanism with "Return-Prevention" facility
2. 5-prong Low Rise Nylon Base With Heavy Twin Wheeled PU Castors.
3. Elegant Height and Depth Adjustable Headrest for proper Neck Support.
4. Elegant Height Adjustable PU padded armrest.
5. Class IV gas lift as per DIN Standards
6. Elegant PU Leather upholstery and Imported Nylon Mesh Fabric for back
7. Height Adjustable Lumbar support.



1. Multi-position locking Knee Tilt Synchro Mechanism with "Return-Prevention" facility.
2. 5-prong Low Rise Nylon Base With Heavy Twin Wheeled PU Castors
3. Elegant Height Adjustable PU padded armrest
4. Class IV gas lift as per DIN Standards.
5. Elegant PU Leather upholstery and Imported Nylon Mesh Fabric for back.
6. Height Adjustable Lumbar supports.

20063

19032

KRUZ

HB

BB-KR-01 EXECUTIVE

1. Multiple-position locking Synchro Tilt Mechanism with "Return-Prevention" facility
2. 5-prong High rise Nylon Base fitted with twin wheel PU castors
3. Height Adjustable Head Rest for proper Neck Support.
4. Elegant Height Chrome Adjustable PU padded armrest.
5. Class IV gas lift as per DIN Standards.
6. Elegant Fabric upholstery and Imported Nylon Mesh Fabric for Back.
7. Depth and Height Adjustable Lumbar support for Back

19675