























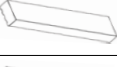




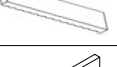
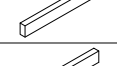








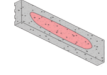

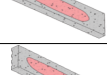









SR.	PRODUCT	SERIES	SIZE (mm)	Quantity per Carton	Quantity per M2	PRICE PER PIECE IN RMB									PRODUCTS
						Red	Shading Red	Metallic	Mixed Colors (Brownish)	Shading Metallic	Ivory	Shading Ivory	Pearl	Shading Pearl	
1	Wall Tile (Plain)	SHIN'ICHI	15 x 60 x 108	72 pcs	154	0.86	0.98	1.08	1.20	1.20	1.44	1.49	1.59	1.75	
2	Wall Tile (Plain)	SHIN'ICHI	15 x 60 x 120	72 pcs	139	0.96	1.09	1.20	1.33	1.33	1.60	1.66	1.77	1.94	
3	Wall Tile (Plain)	SHIN'ICHI	15 x 60 x 220	40 pcs	76	1.76	2.01	2.19	2.44	2.44	2.93	3.04	3.25	3.56	
4	Wall Tile (Plain)	SHIN'ICHI	15 x 60 x 222	44 pcs	75	1.77	2.02	2.21	2.46	2.46	2.96	3.06	3.28	3.60	
5	Wall Tile (Plain)	SHIN'ICHI	15 x 60 x 224	44 pcs	74	1.79	2.04	2.23	2.49	2.49	2.98	3.09	3.31	3.63	
6	Wall Tile (Plain)	SHIN'ICHI	15 x 60 x 227	44 pcs	73	1.81	2.07	2.26	2.52	2.52	3.02	3.13	3.35	3.68	
7	Wall Tile (Plain)	SHIN'ICHI	15 x60 x244	44 pcs	68	1.95	2.23	2.43	2.71	2.71	3.25	3.37	3.60	3.95	
8	Wall Tile (Plain)	SHIN'ICHI	15 x60 x245	44 pcs	68	1.96	2.23	2.44	2.72	2.72	3.26	3.38	3.62	3.97	
9	Wall Tile (Plain)	SHIN'ICHI	15 x60 x247	44 pcs	67	1.97	2.25	2.46	2.74	2.74	3.29	3.41	3.65	4.00	
10	Wall Tile (Plain)	SHIN'ICHI	18 x 60 x 60	128 pcs	278	0.48	0.55	0.60	0.67	0.67	0.80	0.83	0.89	0.97	
11	Wall Tile (Plain)	SHIN'ICHI	15 x 60 x 60	128 pcs	278	0.48	0.55	0.60	0.67	0.67	0.80	0.83	0.89	0.97	
12	Wall Tile (Plain)	SHIN'ICHI	18 x 60 x 75	128 pcs	222	0.60	0.68	0.75	0.83	0.83	1.00	1.04	1.11	1.22	
13	Wall Tile (Plain)	SHIN'ICHI	18 x 60 x 108	72 pcs	154	0.86	0.98	1.08	1.20	1.20	1.44	1.49	1.59	1.75	
14	Wall Tile (Plain)	SHIN'ICHI	18 x 60 x 120	72 pcs	139	0.96	1.09	1.20	1.33	1.33	1.60	1.66	1.77	1.94	
15	Wall Tile (Plain)	SHIN'ICHI	18 x 60 x 227	36 pcs	73	1.81	2.07	2.26	2.52	2.52	3.02	3.13	3.35	3.68	
16	Wall Tile (Plain)	SHIN'ICHI	18 x 60 x 226	36 pcs	74	1.80	2.06	2.25	2.51	2.51	3.01	3.12	3.34	3.66	
17	Wall Tile (Plain)	SHIN'ICHI	18 x 60 x 225	36 pcs	74	1.80	2.05	2.24	2.50	2.50	3.00	3.11	3.32	3.65	

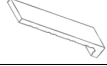
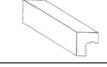


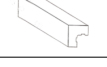





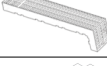
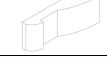
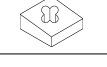
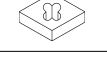
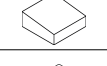


SR.	PRODUCT	SERIES	SIZE (mm)	Quantity per Carton	Quantity per M2	PRICE PER PIECE IN RMB									PRODUCTS
						Red	Shading Red	Metallic	Mixed Colors (Brownish)	Shading Metallic	Ivory	Shading Ivory	Pearl	Shading Pearl	
18	Wall Tile (Plain)	SHIN'ICHI	18 x 60 x 224	36 pcs	74	1.79	2.04	2.23	2.49	2.49	2.98	3.09	3.31	3.63	
19	Wall Tile (Plain)	SHIN'ICHI	18 x 60 x 247	36 pcs	67	1.97	2.25	2.46	2.74	2.74	3.29	3.41	3.65	4.00	
20	Wall Tile (Plain)	SHIN'ICHI	18 x 60 x 245	36 pcs	68	1.96	2.23	2.44	2.72	2.72	3.26	3.38	3.62	3.97	
21	Wall Tile (Plain)	SHIN'ICHI	18 x 60 x 244	36 pcs	68	1.95	2.23	2.43	2.71	2.71	3.25	3.37	3.60	3.95	
22	Wall Tile (Plain)	SHIN'ICHI	27 x 60 x 227	24 pcs	73	1.81	2.07	2.26	2.52	2.52	3.02	3.13	3.35	3.68	
23	Wall Tile (Plain)	SHIN'ICHI	27 x 40 x 227	40 pcs	110	1.21	1.38	1.51	1.68	1.68	2.02	2.09	2.23	2.45	
24	Wall Tile (Plain)	SHIN'ICHI	27 x 40 x 224	40 pcs	112	1.19	1.36	1.49	1.66	1.66	1.99	2.06	2.20	2.42	
25	Wall Tile (Plain)	SHIN'ICHI	25 x 60 x 227	24 pcs	73	1.81	2.07	2.26	2.52	2.52	3.02	3.13	3.35	3.68	
26	Wall Tile (Plain)	SHIN'ICHI	25 x 60 x 225	24 pcs	74	1.80	2.05	2.24	2.50	2.50	3.00	3.11	3.32	3.65	
27	Wall Tile (Plain)	SHIN'ICHI	25 x 60 x 224	24 pcs	74	1.79	2.04	2.23	2.49	2.49	2.98	3.09	3.31	3.63	
28	Wall Tile (Plain)	SHIN'ICHI	18 x 227 x 60	36 pcs	73	1.81	2.07	2.26	2.52	2.52	3.02	3.13	3.35	3.68	
29	Wall Tile (Plain)	SHIN'ICHI	18 x 227 x 40	60 pcs	110	1.21	1.38	1.51	1.68	1.68	2.02	2.09	2.23	2.45	
30	Wall Tile (Plain)	SHIN'ICHI	18 x 227 x 25	72 pcs	176	0.75	0.86	0.94	1.05	1.05	1.26	1.31	1.40	1.53	
31	Wall Tile (Plain)	SHIN'ICHI	15 x 30 x 227	80 pcs	147	0.91	1.04	1.13	1.26	1.26	1.51	1.57	1.68	1.84	
32	Wall Tile (Plain)	SHIN'ICHI	15 x 30 x 220	80 pcs	152	0.88	1.00	1.10	1.22	1.22	1.47	1.52	1.62	1.78	
33	Wall Tile (Plain S-Interlock)	SHIN'ICHI II	18 x 213 x 40	64 pcs	117	1.13	1.30	1.41	1.58	1.58	1.89	1.96	2.10	2.30	
34	Wall Tile (Plain S-Interlock)	SHIN'ICHI II	18 x 213 x 60	42 pcs	78	1.70	1.94	2.12	2.36	2.36	2.84	2.94	3.14	3.45	

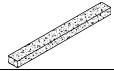
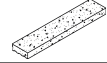
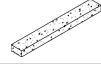



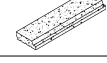

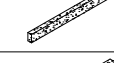
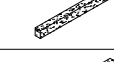




SR.	PRODUCT	SERIES	SIZE (mm)	Quantity per Carton	Quantity per M2	PRICE PER PIECE IN RMB									PRODUCTS
						Red	Shading Red	Metallic	Mixed Colors (Brownish)	Shading Metallic	Ivory	Shading Ivory	Pearl	Shading Pearl	
35	Wall Tile (Plain T-Interlock)	SHIN'ICHI III	18 x 60 x 227	32 pcs	73	1.81	2.07	2.26	2.52	2.52	3.02	3.13	3.35	3.68	
36	Wall Tile (Vertical Lined)	MIYAZAKI	18 x 227 x 25	72 pcs	176	0.75	0.86	0.94	1.05	1.05	1.26	1.31	1.40	1.53	
37	Wall Tile (Horizontal Lined)	MIYAZAKI	18 x 60 x 224	36 pcs	74	1.79	2.04	2.23	2.49	2.49	2.98	3.09	3.31	3.63	
38	Wall Tile (Horizontal Lined)	MIYAZAKI	18 x 60 x 245	36 pcs	68	1.96	2.23	2.44	2.72	2.72	3.26	3.38	3.62	3.97	
39	Wall Tile (Horizontal Lined)	MIYAZAKI	18 x 60 x 247	36 pcs	67	1.97	2.25	2.46	2.74	2.74	3.29	3.41	3.65	4.00	
40	Wall Tile (Vertical Lined)	MIYAZAKI	18 x 227 x 40	60 pcs	110	1.21	1.38	1.51	1.68	1.68	2.02	2.09	2.23	2.45	
41	Wall Tile (Vertical Lined)	MIYAZAKI	18 x 227 x 60	36 pcs	73	1.81	2.07	2.26	2.52	2.52	3.02	3.13	3.35	3.68	
42	Wall Tile (Horizontal Lined)	MIYAZAKI	18 x 60 x 227	36 pcs	73	1.81	2.07	2.26	2.52	2.52	3.02	3.13	3.35	3.68	
43	Wall Tile (Horizontal Lined)	MIYAZAKI	18 x 60 x 224	36 pcs	74	1.79	2.04	2.23	2.49	2.49	2.98	3.09	3.31	3.63	
44	Wall Tile (Horizontal Lined)	MAKATO	18 x 60 x 224	36 pcs	74	1.79	2.04	2.23	2.49	2.49	2.98	3.09	3.31	3.63	
45	Wall Tile (Horizontal Lined)	MAKATO	18 x 60 x 247	36 pcs	67	1.97	2.25	2.46	2.74	2.74	3.29	3.41	3.65	4.00	
46	Wall Tile (Vertical Lined)	MAKATO	18 x 220 x 40	60 pcs	114	1.17	1.34	1.46	1.63	1.63	1.95	2.02	2.16	2.38	
47	Wall Tile (Vertical Lined)	MAKATO	18 x 220 x 60	36 pcs	76	1.76	2.01	2.19	2.44	2.44	2.93	3.04	3.25	3.56	
48	Wall Tile (Horizontal Lined)	MAKATO	18 x 60 x 227	36 pcs	73	1.81	2.07	2.26	2.52	2.52	3.02	3.13	3.35	3.68	
49	Wall Tile (Porous Raw)	MAMORU	18 x 60 x 227	36 pcs	73	1.91	2.14	2.32	2.72	3.02	3.13	3.35	3.68	3.95	
50	Wall Tile (E Shaped)	HIKARU	18 x 60 x 60	152 pcs	278	0.61	0.68	0.76	0.86	0.86	0.94	1.01	1.08	1.19	
51	Wall Tile (E Shaped)	HIKARU	18 x 60 x 227	36 pcs	73	2.32	2.59	2.86	3.27	3.27	3.54	3.81	4.09	4.49	

SR.	PRODUCT	SERIES	SIZE (mm)	Quantity per Carton	Quantity per M2	PRICE PER PIECE IN RMB									PRODUCTS
						Red	Shading Red	Metallic	Mixed Colors (Brownish)	Shading Metallic	Ivory	Shading Ivory	Pearl	Shading Pearl	
52	Wall Tile (Raw Vertical Lined)	CHINATSU	18 x 227 x 40	60 pcs	110	1.27	1.43	1.54	1.82	2.02	2.09	2.23	2.45	2.63	
53	Wall Tile (Raw Vertical Lined)	CHINATSU	18 x 227 x 60	36 pcs	73	1.91	2.14	2.32	2.72	3.02	3.13	3.35	3.68	3.95	
54	Wall Tile (Horizontal Lined - S Interlock)	CHINATSU II	18 x 213 x 40	64 pcs	117	1.19	1.34	1.45	1.70	1.89	1.96	2.10	2.30	2.47	
55	Wall Tile (Horizontal Lined - S Interlock)	CHINATSU II	18 x 213 x 60	42 pcs	78	1.79	2.01	2.17	2.56	2.84	2.94	3.14	3.45	3.71	
56	Wall Tile (Step)	TAKAYUKI	(15+13)60 x 227	24 pcs	73	2.32	2.59	2.86	3.27	3.27	3.54	3.81	4.09	4.49	
57	Wall Tile (Step)	TAKAYUKI	(15+13)60 x 60	108 pcs	278	0.61	0.68	0.76	0.86	0.86	0.94	1.01	1.08	1.19	
58	Wall Tile (Vertical Lined -V Shape)	KATSURO	18 x 227 x 40	60 pcs	110	1.21	1.38	1.51	1.68	1.68	2.02	2.09	2.23	2.45	
59	Wall Tile (Vertical Lined -V Shape)	KATSURO	18 x 227 x 60	36 pcs	73	1.81	2.07	2.26	2.52	2.52	3.02	3.13	3.35	3.68	
60	Wall Tile (Vertical Lined - V Shape - S Interlock)	KATSURO II	18 x 213 x 25	96 pcs	188	0.71	0.81	0.88	0.99	0.99	1.18	1.22	1.31	1.44	
61	Wall Tile (Vertical Lined - V Shape - S Interlock)	KATSURO II	18 x 213 x 40	64 pcs	117	1.13	1.30	1.41	1.58	1.58	1.89	1.96	2.10	2.30	
62	Wall Tile (Vertical Lined - V Shape - S Interlock)	KATSURO II	18 x 213 x 60	42 pcs	78	1.70	1.94	2.12	2.36	2.36	2.84	2.94	3.14	3.45	
63	Wall Tile (Vertical Lined -U Shape)	SATOSHI	18 x 227 x 75	32 pcs	59	2.26	2.59	2.83	3.15	3.15	3.78	3.92	4.19	4.60	
64	Wall Tile (Vertical Lined -U Shape)	SATOSHI	18 x 227 x 40	60 pcs	110	1.21	1.38	1.51	1.68	1.68	2.02	2.09	2.23	2.45	
65	Wall Tile (Vertical Lined -U Shape)	SATOSHI	18 x 227 x 60	36 pcs	73	1.81	2.07	2.26	2.52	2.52	3.02	3.13	3.35	3.68	
66	Wall Tile (Vertical Lined -U Shape)	SATOSHI	18 x 75 x 40	168 pcs	333	0.40	0.46	0.50	0.56	0.56	0.67	0.69	0.74	0.81	
67	Wall Tile (Vertical Lined -U Shape)	SATOSHI	18 x 150 x 60	80 pcs	111	1.20	1.37	1.49	1.67	1.67	2.00	2.07	2.21	2.43	
68	Wall Tile (Vertical Lined -U Shape)	SATOSHI	18 x 150 x 40	80 pcs	167	0.80	0.91	1.00	1.11	1.11	1.33	1.38	1.48	1.62	

SR.	PRODUCT	SERIES	SIZE (mm)	Quantity per Carton	Quantity per M2	PRICE PER PIECE IN RMB										PRODUCTS
						Red	Shading Red	Metallic	Mixed Colors (Brownish)	Shading Metallic	Ivory	Shading Ivory	Pearl	Shading Pearl		
69	Wall Tile (Vertical Lined - U Shape S Interlock)	SATOSHI II	18 x 213 x 60	42 pcs	78	1.70	1.94	2.12	2.36	2.36	2.84	2.94	3.14	3.45		
70	Wall Tile (Vertical Lined - U Shape S Interlock)	SATOSHI II	18 x 213 x 40	64 pcs	117	1.13	1.30	1.41	1.58	1.58	1.89	1.96	2.10	2.30		
71	Wall Tile (Ripped Surface)	TAKAKO	(15+5)220 x 60	40 pcs	76	2.24	2.51	2.77	3.17	3.17	3.43	3.70	3.96	4.36		
72	Wall Tile (Ripped Surface)	TAKAKO	(15+5)220 x 30	72 pcs	152	1.12	1.25	1.39	1.58	1.58	1.72	1.85	1.98	2.18		
73	Wall Tile (Ripped and Raw Lined Surface)	TAKAKO II	(15+5)220 x 60	40 pcs	76	2.24	2.51	2.77	3.17	3.17	3.43	3.70	3.96	4.36		
74	Wall Tile (Wave Surface)	NOBUYUKI	(15+8)220 x 60	36 pcs	76	2.31	2.57	2.84	3.23	3.23	3.56	3.83	4.09	4.42		
75	Wall Tile (Arc)	MINAKO	(15+10)247 x 40	40 pcs	101	1.73	1.93	2.12	2.42	2.42	2.67	2.87	3.06	3.31		
76	Wall Tile (Big Arc)	OSAMU	(13+17)75 x 247	20 pcs	54	3.24	3.61	3.98	4.54	4.54	5.00	5.37	5.74	6.21		
77	Wall Tile (Big Arc)	OSAMU	(13+17)75 x 38	90 pcs	351	0.50	0.56	0.61	0.70	0.70	0.77	0.83	0.88	0.95		
78	Wall Tile (Big Arc)	OSAMU	(13+17)75 x 75	64 pcs	178	0.98	1.10	1.21	1.38	1.38	1.52	1.63	1.74	1.88		
79	Wall Tile (Elevated Lined)	MASAYOSHI	(22+15)75 x 227	32 pcs	59	2.58	2.91	3.20	3.62	3.75	4.10	4.34	4.65	5.11		
80	Wall Tile (Elevated Lined)	MASAYOSHI	(22+15)75 x 333	20 pcs	40	3.78	4.27	4.70	5.31	5.49	6.02	6.37	6.82	7.49		
81	Wall Tile (Elevated Lined)	MASAYOSHI	(22+15)75 x 75	96 pcs	178	0.85	0.96	1.06	1.20	1.24	1.36	1.43	1.54	1.69		
82	Wall Tile (Elevated Lined)	MASAYOSHI	(22+15)75 x 37	192 pcs	360	0.42	0.47	0.52	0.59	0.61	0.67	0.71	0.76	0.83		
83	Wall Tile (Shamoto - Plain)	SHICHIRO	15 x 60 x 220	40 pcs	76	1.85	2.07	2.24	2.64	2.93	3.04	3.25	3.56	3.83		
84	Wall Tile (Shamoto - Plain)	SHICHIRO	18 x 60 x 220	36 pcs	76	1.85	2.07	2.24	2.64	2.93	3.04	3.25	3.56	3.83		

SR.	PRODUCT	SERIES	SIZE (mm)	Quantity per Carton	Quantity per M2	PRICE PER PIECE IN RMB										PRODUCTS
						Red	Shading Red	Metallic	Mixed Colors (Brownish)	Shading Metallic	Ivory	Shading Ivory	Pearl	Shading Pearl		
85	Wall Tile (Shamoto - Plain)	SHICHIRO	15 x 60 x 227	44 pcs	73	1.91	2.14	2.32	2.72	3.02	3.13	3.35	3.68	3.95		
86	Wall Tile (Shamoto - Plain)	SHICHIRO	18 x 60 x 227	36 pcs	73	1.91	2.14	2.32	2.72	3.02	3.13	3.35	3.68	3.95		
87	Wall Tile (Shamoto - Plain - T Interlock)	SHICHIRO II	18 x 60 x 227	32 pcs	73	1.91	2.14	2.32	2.72	3.02	3.13	3.35	3.68	3.95		
88	Wall Tile (Spot)	MASUMI	15 x 60 x 220	40 pcs	76	1.91	2.14	2.31	2.71	3.00	3.13	3.33	3.66	3.92		
89	Wall Tile (Spot)	MASUMI	18 x 60 x 220	40 pcs	76	1.91	2.14	2.31	2.71	3.00	3.13	3.33	3.66	3.92		
90	Wall Tile (Spot)	MASUMI	15 x 60 x 227	44 pcs	73	1.97	2.21	2.38	2.79	3.09	3.23	3.43	3.77	4.05		
91	Wall Tile (Spot)	MASUMI	18 x 60 x 227	36 pcs	73	1.97	2.21	2.38	2.79	3.09	3.23	3.43	3.77	4.05		
92	Wall Tile (Spot - T Interlock)	MASUMI II	18 x 60 x 227	32 pcs	73	1.97	2.21	2.38	2.79	3.09	3.23	3.43	3.77	4.05		
93	Wall Tile (Plus - Negative)	HANAKO	25 x 92 x 92	10 pcs	118	1.13	1.29	1.41	1.57	1.69	1.88	1.95	2.08	2.29		
94	Wall Tile (Plus - Negative - Slope)	HANAKO II	(25,32) 92 x 92	10 pcs	118	1.28	1.45	1.59	1.80	1.86	2.04	2.16	2.31	2.54		
95	Wall Tile (Circle - Negative)	MADOKA	25 x 92 x 92	10 pcs	118	1.13	1.29	1.41	1.57	1.69	1.88	1.95	2.08	2.29		
96	Wall Tile (Circle - Negative - Slope)	MADOKA II	(25,32) 92 x 92	10 pcs	118	1.28	1.45	1.59	1.80	1.86	2.04	2.16	2.31	2.54		
97	Wall Tile (Square - Negative)	MASASHI	25 x 92 x 92	10 pcs	118	1.13	1.29	1.41	1.57	1.69	1.88	1.95	2.08	2.29		
98	Wall Tile (Square - Negative - Slope)	MASASHI II	(25,32) 92 x 92	10 pcs	118	1.28	1.45	1.59	1.80	1.86	2.04	2.16	2.31	2.54		
99	Wall Tile W-Corner	SHIN'ICHI	18 x 227 x 40	60 pcs	110	2.78	3.17	3.47	3.86	4.18	4.64	4.80	5.14	5.64		

SR.	PRODUCT	SERIES	SIZE (mm)	Quantity per Carton	Quantity per M2	PRICE PER PIECE IN RMB										PRODUCTS
						Red	Shading Red	Metallic	Mixed Colors (Brownish)	Shading Metallic	Ivory	Shading Ivory	Pearl	Shading Pearl		
100	Wall Tile W-Corner	SHIN'ICHI	18 x 227 x 60	36 pcs	73	4.17	4.76	5.20	5.80	6.27	6.95	7.20	7.71	8.46		
101	Wall Tile W-Corner	SHIN'ICHI	40 x 40 x 136	36 pcs	184	1.66	1.90	2.08	2.31	2.50	2.78	2.88	3.08	3.38		
102	Wall Tile W-Corner	SHIN'ICHI	40 x 40 x 142	36 pcs	176	1.74	1.99	2.17	2.42	2.61	2.90	3.00	3.21	3.53		
103	Wall Tile W-Corner	SHIN'ICHI	40 x 40 x 227	24 pcs	110	2.78	3.17	3.47	3.86	4.18	4.64	4.80	5.14	5.64		
104	Wall Tile W-Corner	SHIN'ICHI	40 x 40 x 120	36 pcs	208	1.47	1.68	1.83	2.04	2.21	2.45	2.54	2.72	2.98		
105	Wall Tile W-Corner	SHIN'ICHI	50 x 60 x 120	36 pcs	139	2.20	2.52	2.75	3.06	3.31	3.68	3.81	4.07	4.47		
106	Wall Tile W-Corner	SHIN'ICHI	50 x 60 x 136	36 pcs	123	2.50	2.85	3.12	3.47	3.75	4.17	4.32	4.62	5.07		
107	Wall Tile W-Corner	SHIN'ICHI	50 x 60 x 142	36 pcs	117	2.61	2.98	3.25	3.63	3.92	4.35	4.51	4.82	5.29		
108	Wall Tile W-Corner	SHIN'ICHI	50 x 60 x 227	24 pcs	73	4.17	4.76	5.20	5.80	6.27	6.95	7.20	7.71	8.46		
109	Wall Tile Corner (Raw- Lined)	CHINATSU	18 x 227 x 40	60 pcs	110	2.78	3.17	3.47	3.86	4.18	4.64	4.80	5.14	5.64		
110	Wall Tile Corner (Raw- Lined)	CHINATSU	18 x 227 x 60	36 pcs	73	4.17	4.76	5.20	5.80	6.27	6.95	7.20	7.71	8.46		
111	Wall Tile Belt	HOTARU	(18+24) x 160 x 60	18 pcs	104	2.94	3.36	3.67	4.08	4.42	4.90	5.08	5.43	5.96		
112	Wall Tile (Plus Negative - Slope)	KAMEKO	90 x 36 x 25	42 pcs	309	0.49	0.55	0.61	0.69	0.71	0.78	0.83	0.88	0.97		
113	Wall Tile (Plus Negative)	KAMEKO II	90 x 90 x 25	48 pcs	123	1.08	1.23	1.34	1.50	1.62	1.80	1.86	1.99	2.19		
114	Wall Tile (Solid Slope)	YASUKO	90 x 36 x 25	27 pcs	123	1.92	2.17	2.39	2.70	2.79	3.06	3.24	3.47	3.81		
115	Wall Tile (Solid)	YASUKO II	90 x 90 x 25	33 pcs	123	1.38	1.54	1.70	1.94	1.94	2.11	2.27	2.43	2.67		
116	Wall Tile (Shamoto - Plain)	SHICHIRO	25 x 60 x 400	16 pcs	387	0.36	0.41	0.44	0.52	0.57	0.59	0.64	0.70	0.75		

SR.	PRODUCT	SERIES	SIZE (mm)	Quantity per Carton	Quantity per M2	PRICE PER PIECE IN RMB										PRODUCTS
						Red	Shading Red	Metallic	Mixed Colors (Brownish)	Shading Metallic	Ivory	Shading Ivory	Pearl	Shading Pearl		
117	Wall Tile (Shamoto - Plain)	SHICHIRO	25 x 40 x 400	24 pcs	580	0.24	0.27	0.29	0.34	0.38	0.40	0.42	0.47	0.50		
118	Wall Tile (Shamoto - Plain)	SHICHIRO	20 x 60 x 300	24 pcs	516	0.27	0.30	0.33	0.39	0.43	0.45	0.48	0.52	0.56		
119	Wall Tile (Shamoto - Plain)	SHICHIRO	20 x 40 x 300	40 pcs	774	0.18	0.20	0.22	0.26	0.29	0.30	0.32	0.35	0.37		
120	Wall Tile (Shamoto - Plain)	SHICHIRO	15x 60 x 200	44 pcs	774	0.18	0.20	0.22	0.26	0.29	0.30	0.32	0.35	0.37		
121	Wall Tile (Shamoto - Plain)	SHICHIRO	15x 40 x 200	40 pcs	1161	0.12	0.14	0.15	0.17	0.19	0.20	0.21	0.23	0.25		
122	Wall Tile (Shamoto - Plain)	SHICHIRO	20 x 92 x 192	24 pcs	526	0.27	0.30	0.32	0.38	0.42	0.44	0.47	0.51	0.55		
123	Wall Tile (Shamoto - Plain - T Interlock)	SHICHIRO III	18 x 60 x 227	36 pcs	682	0.21	0.23	0.25	0.29	0.33	0.34	0.36	0.40	0.43		
124	Wall Tile (Shamoto - Plain)	SHICHIRO	10 x 20 x 220	150 pcs	227	0.62	0.69	0.75	0.88	0.98	1.01	1.08	1.19	1.28		
125	Wall Tile (Shamoto - Plain)	SHICHIRO	10 x 20 x 227	150 pcs	220	0.64	0.71	0.77	0.91	1.01	1.04	1.12	1.23	1.32		
126	Wall Tile (Shamoto - Plain)	SHICHIRO	15 x 20 x 220	120 pcs	227	0.62	0.69	0.75	0.88	0.98	1.01	1.08	1.19	1.28		
127	Wall Tile (Shamoto - Plain)	SHICHIRO	15 x 20 x 227	120 pcs	220	0.64	0.71	0.77	0.91	1.01	1.04	1.12	1.23	1.32		
128	Wall Tile (Raw - Lined - T Interlock)	CHINATSU III	18 x 60 x 227	36 pcs	682	0.21	0.23	0.25	0.29	0.33	0.34	0.36	0.40	0.43		
129	Wall Tile (Robust Surface Shamoto)	YOSHIKO	25 x 87 x 87	48 pcs	1227	0.14	0.16	0.18	0.20	0.20	0.22	0.24	0.25	0.27		
130	Wall Tile (Robust Surface Shamoto)	YOSHIKO	25 x 87 x 87	36 pcs	1227	0.14	0.16	0.18	0.20	0.20	0.22	0.24	0.25	0.27		
131	Wall Tile (Robust Surface Shamoto)	YOSHIKO	20 x 60 x 227	32 pcs	682	0.26	0.29	0.32	0.36	0.36	0.40	0.43	0.45	0.49	