



General product information		2-3
Dining tables	<i>all solid</i>	4-7
Chairs	<i>all solid</i>	8-9
Sofa sets	<i>all solid</i>	10-15
Leather & fabric price group overview		15
Seat and back cushions only (foam and fillings)		16
Coffee - , end - and nest of tables	<i>all solid</i>	16-18
Kurt Østervig sideboard & cabinets	<i>all solid</i>	19
Captains bar & "classic", laptop desk, secretairies	<i>solid / veneered</i>	19
Details about frederiksborg & rosenborg		20
frederiksborg 1190M series & secretairies	<i>all solid</i>	21
frederiksborg Wall hanging cabinets & wall shelf	<i>all solid</i>	21
frederiksborg wall unit	<i>all solid</i>	22-27
frederiksborg dining room cabinets	<i>all solid</i>	28-30
frederiksborg new wall unit examples	<i>all solid</i>	31
frederiksborg bedroom furniture / wardrobes	<i>all solid</i>	32
Beds	<i>all solid</i>	33
rosenborg dining room cabinets, secretairies	<i>partly solid</i>	34-36
rosenborg new wall unit examples	<i>partly solid</i>	37
rosenborg wall unit	<i>partly solid</i>	38-40
rosenborg bedroom furniture / wardrobes	<i>partly solid</i>	41
frederiksborg & rosenborg TV cabinets	<i>all solid & partly solid</i>	42-43

Allgemeine Verkaufs- und Lieferbedingungen (Auszug)

§ 1 Geltungsbereich Die Nachstehenden allgemeinen Verkaufs- und Lieferbedingungen finden dann Anwendung, wenn zwischen Verkäufer und Käufer nichts anderes ausdrücklich vereinbart worden ist.

§ 2 Handelsklauseln Etwa vereinbarte Handelsklauseln sind gemäss den beim Vertragsabschluss geltenden Incoterms auszulegen.

§ 3 Versicherung Transportversicherung ist vom Käufer abzuschliessen, es sei denn, dass etwas anderes vereinbart ist. Der Käufer verpflichtet sich, auch im übrigen die Waren versichert zu halten.

§ 5 Annahmeverzug Erkennt der Käufer, dass er die Waren am vereinbarten Tag nicht annehmen kann, oder dass er wahrscheinlich in Annahmeverzug geraten wird, so hat er dies dem Verkäufer unverzüglich schriftlich mitzuteilen und gleichzeitig den Verzugsgrund und, wenn möglich, den Termin anzugeben, zu dem er die Annahme voraussichtlich erfolgen kann. Gleichgültig, ob der Käufer versäumt, die Waren zum vereinbarten Termin anzunehmen, ist er verpflichtet, jede durch die Lieferung bedingte Zahlung zu leisten, als ob die Lieferung der betreffenden Waren erfolgt wäre. Der Verkäufer hat dafür Sorge zu tragen, dass die Waren auf Rechnung und Gefahr des Käufers hinterlegt werden. Auf Antrag des Käufers hat der Verkäufer die Waren für Rechnung des Käufers zu versichern. Der Verkäufer ist berechtigt, den Käufer schriftlich aufzufordern, innerhalb einer Frist von 15 Tagen die Waren anzunehmen. Kommt der Käufer aus Gründen, die der Verkäufer nicht zu vertreten hat, dieser Aufforderung nicht nach, so ist der Verkäufer berechtigt, für den lieferbereiten Teil der Waren, der wegen des Annahmeverzugs nicht angenommen worden ist, durch schriftliche Mitteilung an den Käufer vom Vertrag zurückzutreten.

Der Verkäufer hat in dem Falle Anspruch auf Ersatz des Schadens, den ihm die Vertragsverletzung des Käufers verursacht hat.

§ 6 Zahlung Leistet der Käufer die Zahlung nicht rechtzeitig, so ist der Verkäufer berechtigt, vom Fälligkeitstag an Verzugszinsen in Höhe von 1,8% je angefangenen Monat zu verlangen. Eine etwaige Rücksendung der Waren kann nur nach vorheriger Vereinbarung mit dem Verkäufer erfolgen.

§ 7 Eigentumsvorbehalt Der Verkäufer behält sich das Eigentumsrecht an den verkauften Waren bis zu deren vollständiger Bezahlung vor. In Verbindung mit Verkauf nach Deutschland gilt jedoch der aus dem beigefügten Nachtrag ersichtliche Eigentumsvorbehalt.

§ 8 Mängel Der Verkäufer verpflichtet sich, alle Mängel, die auf Fehler an Konstruktion, Material oder Herstellung zurückzuführen sind, durch Ausbesserung oder Umtausch der Waren in Übereinstimmung mit den nachstehenden Punkten zu beseitigen; der Verkäufer ist jedoch wegen Mängeln nicht zum Schadensersatz verpflichtet.

Kleinere Äste, Farbabweichungen sowie kräftige und schwache Jahresringe im Holz sind ein Zeichen der Echtheit und gelten nicht als Mängel.

Die Haftung des Verkäufers erstreckt sich nur auf die Mängel, die sich innerhalb eines Jahres von dem Tag an zeigen, an dem die Waren an den Käufer geliefert wurden.

Vom Käufer festgestellte Mängel sind unverzüglich gegenüber dem Verkäufer schriftlich zu rügen.

§ 9 Produkthaftung Der Verkäufer haftet nur für durch das Produkt verursachte Sachschäden, falls die Schäden nachweislich auf Fehler oder Unterlassungen des Verkäufers oder seiner Angestellten zurückzuführen sind. Der Verkäufer haftet in keinem Fall für Betriebsausfälle, entgangenen Gewinn oder sonstige finanzielle Folgeschäden. In dem Umfang, in dem der Verkäufer etwa zur Produkthaftung gegenüber Dritten herangezogen wird, ist der Käufer verpflichtet, den Verkäufer im selben Umfang schadlos zu halten, in dem dessen Haftung gemäss den vorstehenden Absätzen beschränkt ist. Erhebt ein Dritter aufgrund eines Produktschadens

Schadensersatzansprüche gegen den Käufer, so hat dieser den Verkäufer unverzüglich davon zu unterrichten.

EIGENTUMSVORBEHALT

1. Sämtliche von uns - auch zukünftig - gelieferten Waren bleiben bis zur vollständigen Bezahlung sämtlicher Forderungen aus der Geschäftsverbindung mit dem Käufer unser Eigentum.

2. Der Käufer ist berechtigt, die Vorbehaltsware im normalen Geschäftsgang weiterzuverkaufen; er tritt uns bereits jetzt alle Forderungen, die ihm aus der Weiterverässerung gegen seinen Abnehmer oder gegen Dritte erwachsen, in Höhe unseres Rechnungsbetrages einschliesslich Mehrwertsteuer ab, unabhängig davon, ob die Vorbehaltsware mit oder ohne Verarbeitung weiterverkauft wurde. Wir nehmen die Abtretung an. Der Käufer bleibt zur Einziehung der Forderung gegen seine Abnehmer befugt. Wir sind berechtigt, diese Befugnis zu widerrufen, wenn der Käufer seinen Zahlungsverpflichtungen nicht nachkommt. In diesem Fall ist der Käufer verpflichtet, uns die abgetretenen Forderungen und deren Schuldner mitzuteilen, alle zum Einzug erforderlichen Angaben zu machen, die zur Durchsetzung erforderlichen Unterlagen zur Verfügung zu stellen und seinen Abnehmern die Abtretung anzuzeigen.

3. Bei vertragswidrigem Verhalten des Käufers sind wir berechtigt, die Vorbehaltsware zurückzunehmen; der Käufer ist zur Herausgabe verpflichtet. In einer solchen Zurücknahme der Vorbehaltsware liegt kein Rücktritt vom Vertrag, es sei denn, wir erklären dies schriftlich.

4. Der Käufer ist verpflichtet, die Vorbehaltsware auf eigene Kosten gegen Diebstahl, Bruch, Feuer und Wasserschäden ausreichend zu versichern.

5. Wir verpflichten uns, die uns zustehenden Sicherheiten auf Verlangen des Käufers freizugeben, soweit ihr Wert die zu sichernden Forderungen um mehr als 20% übersteigt.

Conditions of Sale and Terms of Delivery (Extract)

Article 1 Scope: These General Conditions of Sale and Terms of Delivery shall apply in the absence of express written agreement to the contrary between Buyer and Vendor.

Article 2 Delivery clauses: Any agreed terms of delivery shall be construed in accordance with the Incoterms applying at the time of conclusion of the contract.

Article 3 Insurance: unless otherwise agreed the Buyer shall take out a transport insurance policy. Moreover, the Buyer shall undertake to keep the goods insured.

Article 6 Payment: Where the Buyer fails to effect payment punctually, the Vendor shall be entitled to demand penal interest as from the due date at the rate of 1,8% per month or part thereof. Where the Buyer wishes to return goods delivered, such return shall be made only as per prior agreement with the Vendor.

Article 7 Ownership reservation: (Retention of title) the goods sold shall remain the Vendor's property until payment has been made in full.

Article 8 Defects: The Vendor agrees to make good all such defects as are the result of faulty design, material, or workmanship by carrying out repairs or replacement of the goods in accordance with the following paragraphs, but the Vendor shall incur no liability to pay compensation as a result of such defects. Minor knots, differences in shade as well as strong and weak annual rings are a sign of genuineness and are not considered to be defects. The Vendor's liability shall comprise only such defects as appear within twelve (12) months from the date when the goods were delivered to the Buyer. The Buyer shall notify the Vendor in writing of any defects without undue delay after such defects have appeared.

Article 9 Product liability: The Vendor shall be liable for damage to property caused by the products only where it can be shown that such damage was due to fault of negligence on the part of the Vendor or his employees. Under no circumstances shall the Vendor be liable for loss of profit, loss of earnings, or any other consequential financial loss. In the event that the Vendor incurs products liability towards any third party, the Buyer shall indemnify the Vendor to the same extent as the Vendors liability is limited according to the above. If any third party raises a claim for compensation against the Buyer by reason of a product damage, the Buyer shall forthwith notify the Vendor to this effect.

Article 11 Disputes: All and any disputes arising out of or in connection with this contract shall be settled according to Danish law. Any legal action shall be instituted at the Vendor's or Buyer's venue, at the Vendor's option.

General product information

Solid wood

Wood is a living product of nature. When handled correctly, furniture made from solid wood will give the owner pleasure for years to come. It lives just as you do and changes as it matures. With time it becomes more beautiful. Colour fading or change in the colour or even hairline cracks are the result of natural changes in the wood's characteristics and therefore no reason for complaint.

Teak

We only manufacture high quality teak from either Burma or Thailand. Differences in colour reduce over time. Available natural oil treated or lacquered.

Oak

For our oak furniture we use European oak. The beautiful colouring of this wood gives our furniture a light and elegant characteristic. Available natural lacquered or oil treated or white pigmented oil. Available P43 stained or soap treated at +10%.

Ash

The ash wood furniture is distinguished by the bright and elegant surface of the wood as well as its characteristic fine grain. Available natural lacquered or oil treated.

Cherry

All our cherry wood furniture is produced from the Black Cherry tree of North America. It is the very individual colour shading of the wood that gives this wood its unique appeal. Available either as natural lacquered or oil treated.

Beech

We use light steamed beech wood. Through the steaming process the wood gains its warm shade. Available oil treated.

Redheart beech (listed as r.h. beech)

We produce the redheart beech wood with its distinctive grain from light steamed redheart beech. Through the steaming process the wood gains its warm shade. Available oil treated.

Pine

All our pine furniture is solely produced from Scandinavian pine trees. The following treatments are available: lye oil treated, natural lacquered, natural unfinished, oil treated.

Alder

The furniture that we produce from the wood of the European alder is distinguished by the interesting patterns that are created by the structure of the wood. Available as oil treated.

Walnut

American walnut is used for our range of products available in this wood. Can be delivered oil treated or lacquered. Walnut is always delivered with a part of sapwood.

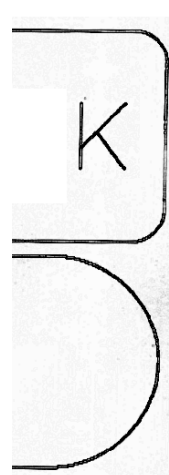
We reserve all rights to make any necessary changes, within reason, to all our models and in the surface treatment of them without previous notification.

Please state the following when ordering: quantity, model number, description, wood and finish. For combinations please provide us with a drawing.

If not otherwise stated all measurements given are external measurements.

All items delivered assembled unless "KD" stated behind weight.

If you have a special request not stated in the price list please contact our office and we will quote if possible.



Model numbers stated in italic writing with "K" after model number have profile with 5 degree edges as illustrated.

Base cabinets with level adjusters.

Glass shelves with wooden front edge

All back panels are veneered on both sides.

Cabinet with wooden doors illustrated with dotted wooden shelves.

Cabinet with glass doors illustrated with lines resembling glass.

Solid wood pieces are in through going lengths unless stated.

If any questions please inquire.

More details about frederiksborg & rosenborg on page 20.

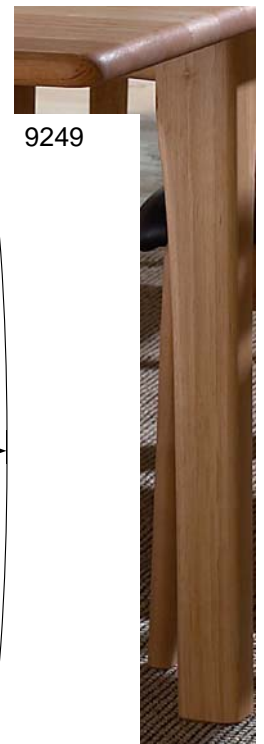

No responsibility for mistakes in specifications and prices is taken.

Dining tables

Model number	Size in cm / inches thickness of top	Leaves	solid wood / Price			
			Teak	Alder Ash Oak	Walnut Cherry	r.h.beech Pine Beech
<p><i>Model numbers stated in italic writing with "K" after model number have profile with 5 degree edges.</i></p>	Length x width x height					
Volume in cbm / weight in kg						
9248 Dining table	3,2 / 1,25"	0				
9248K						
1248	230 x 95 x 73,5 / 90,75" x 37,5" x 29"		3.250	2.445	3.700	1.675
1248K	220 x 95 x 73,5 / 86,75" x 37,5" x 29"		3.130	2.375	3.590	1.640
	210 x 95 x 73,5 / 82,75" x 37,5" x 29"		3.100	2.310	3.480	1.600
	200 x 95 x 73,5 / 78,75" x 37,5" x 29"		2.875	2.185	3.310	1.500
	190 x 95 x 73,5 / 75" x 37,5" x 29"		2.755	2.110	3.190	1.455
	180 x 95 x 73,5 / 71" x 37,5" x 29"		2.725	2.040	3.075	1.410
	170 x 95 x 73,5 / 67" x 37,5" x 29"		2.595	1.970	2.960	1.370
	160 x 95 x 73,5 / 63" x 37,5" x 29"		2.200	1.895	2.840	1.320
	150 x 95 x 73,5 / 59,25" x 37,5" x 29"		2.180	1.830	2.730	1.280
	140 x 95 x 73,5 / 55,25" x 37,5" x 29"		2.080	1.760	2.625	1.240
	130 x 95 x 73,5 / 51,25" x 37,5" x 29"		1.975	1.690	2.505	1.195
	120 x 95 x 73,5 / 47,25" x 37,5" x 29"		1.950	1.625	2.395	1.155
	110 x 95 x 73,5 / 43,5" x 37,5" x 29"		1.855	1.555	2.285	1.115
9249 Dining table	3,2 / 1,25"	2				
9249K With 2 leaves - each 40 cm / 15,75"						
1249	230 x 95 x 73,5 / 90,75" x 37,5" x 29"		4.475	3.555	5.300	2.480
1249K	220 x 95 x 73,5 / 86,75" x 37,5" x 29"		4.355	3.485	5.185	2.435
	210 x 95 x 73,5 / 82,75" x 37,5" x 29"		4.330	3.420	5.075	2.395
	200 x 95 x 73,5 / 78,75" x 37,5" x 29"		4.100	3.290	4.900	2.295
	190 x 95 x 73,5 / 75" x 37,5" x 29"		3.980	3.220	4.790	2.255
	180 x 95 x 73,5 / 71" x 37,5" x 29"		3.955	3.150	4.675	2.210
	170 x 95 x 73,5 / 67" x 37,5" x 29"		3.820	3.075	4.560	2.170
	160 x 95 x 73,5 / 63" x 37,5" x 29"		3.430	3.000	4.445	2.115
	150 x 95 x 73,5 / 59,25" x 37,5" x 29"		3.405	2.935	4.330	2.080
	140 x 95 x 73,5 / 55,25" x 37,5" x 29"		3.310	2.865	4.215	2.040
	130 x 95 x 73,5 / 51,25" x 37,5" x 29"		3.205	2.800	4.105	1.995
	120 x 95 x 73,5 / 47,25" x 37,5" x 29"		3.180	2.730	3.990	1.955

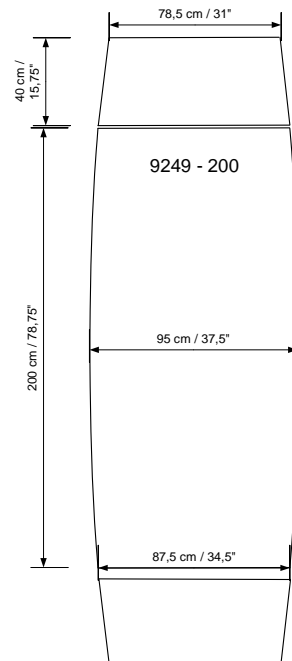

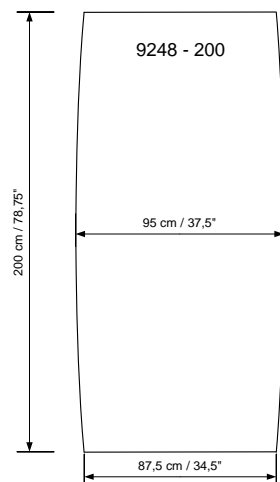
Extra charge

1248, 1249, 9248, 9249: Special height max.:	+ 4 cm / 1,75"	+ 135,-
1248, 9248: Special w idth:	85-97 cm / 33½" - 38,25"	+ 135,-
1249, 9249: Special w idth:	85-97 cm / 33½" - 38,25"	+ 265,-
1248, 1249, 9248, 9249 Distance from floor to underside of apron 63,5 cm / 25"		



1249K

9249





Dining tables

Model number	Size in cm / inches Length x width x height or diameter x height Thickness of top / leaf / base width Volume in cbm / weight in kg	Leaves	solid wood / Price				
			Teak	Alder Ash Oak	Walnut Cherry	r.h.beech Pine Beech	
9275 A Round pedestal table 9275AK  9275 C 9275CK  9275 E 9275EK  9275 G 9275GK 	Ø 90 x 73 / 35,5" x 28,75" 3,2 / 40 x 90 / 6,4 - 1,25" / 15,75" x 35,5" / 2,75" 0,260 / 90 - KD	0	2.200	1.870	2.650	1.455	
			1	2.720	2.335	3.285	1.830
			2	3.095	2.660	3.770	2.050
		Ø 100 x 73 / 39,5" x 28,75" 3,2 / 50 x 100 / 6,4 - 1,25" / 19,75" x 39,5" / 2,75" <i>Tables with more than 2 leaves: one supporting leg is included</i> 0,335 / 128 - KD	0	2.275	1.980	2.835	1.525
			1	2.865	2.535	3.610	1.945
			2	3.305	2.950	4.235	2.220
			3	4.040	3.585	5.160	2.750
			4	4.480	3.980	5.785	3.025
		Ø 110 x 73 / 43,5" x 28,75" 3,2 / 50 x 110 / 6,4 - 1,25" / 19,75" x 43,5" / 2,75" <i>Tables with more than 2 leaves: one supporting leg is included</i> 0,335 / 128 - KD	0	2.510	2.355	3.465	1.715
			1	3.170	2.900	4.250	2.115
			2	3.685	3.325	4.920	2.415
			3	4.490	3.990	5.875	2.985
		4	5.000	4.370	6.385	3.300	
	Ø 120 x 73 / 47,25" x 28,75" 3,2 / 50 x 120 / 6,4 - 1,25" / 19,75" x 47,25" / 2,75" <i>Tables with more than 2 leaves: one supporting leg is included</i> 0,320 / 96 - KD	0	2.700	2.300	3.370	1.720	
		1	3.390	2.900	4.245	2.180	
		2	3.930	3.375	4.975	2.490	
		3	4.755	4.165	6.005	3.060	
		4	5.295	4.645	6.740	3.370	
9279 B Connector pi 9279BK  9279 D 9279DK 	only optical effect - suitable for: 9275C/E/G - 1leaf 0,010 / 3		210	200	260	170	
	only optical effect - suitable for: 9275C/E/G - 1and 2 leaves 0,015 / 6		315	280	390	230	
9276 A Round pedestal table 9276AK  9276 C 9276CK  9276 E 9276EK  9276 G 9276GK 	Ø 90 x 73 / 35,5" x 28,75" 3,2 / 40 x 90 / 4 - 1,25" / 15,75" x 35,5" / 1,5" 0,260 / 90 - KD	0	2.150	1.680	2.440	1.295	
			1	2.740	2.225	3.210	1.720
			2	3.180	2.620	3.835	1.990
		Ø 100 x 73 / 39,5" x 28,75" 3,2 / 50 x 100 / 4 - 1,25" / 19,75" x 39,5" / 1,5" <i>Tables with more than 2 leaves: one supporting leg is included</i> 0,335 / 128 - KD	0	2.225	1.790	2.625	1.365
			1	2.815	2.330	3.395	1.785
			2	3.255	2.725	4.020	2.060
			3	3.985	3.395	4.945	2.590
			4	4.425	3.790	5.570	2.860
		Ø 110 x 73 / 43,5" x 28,75" 3,2 / 50 x 110 / 4 - 1,25" / 19,75" x 43,5" / 1,5" <i>Tables with more than 2 leaves: one supporting leg is included</i> 0,335 / 128 - KD	0	2.460	1.970	2.930	1.475
			1	3.120	2.565	3.775	1.935
			2	3.630	3.010	4.470	2.250
			3	4.435	3.730	5.475	2.825
		4	4.950	4.180	6.170	3.140	
	Ø 120 x 73 / 47,25" x 28,75" 3,2 / 50 x 120 / 4 - 1,25" / 19,75" x 47,25" / 1,5" <i>Tables with more than 2 leaves: one supporting leg is included</i> 0,320 / 96 - KD	0	2.650	2.105	3.160	1.560	
		1	3.340	2.705	4.035	2.020	
		2	3.880	3.165	4.760	2.330	
		3	4.750	3.850	5.790	2.845	
		4	5.290	4.310	6.515	3.155	
9274 C Round pedestal table 9274CK  9274 E 9274EK  9274 G 9274GK 	Ø 100 x 73 / 39,5" x 28,75" 3,2 / 50 x 100 / 0 - 1,25" / 19,75" x 39,5" / 0" 0,260 / 50 - KD	0	1.705	1.565	2.345	1.170	
			1	2.295	2.110	3.115	1.590
			2	2.730	2.505	3.740	1.865
		Ø 110 x 73 / 43,5" x 28,75" 3,2 / 50 x 110 / 0 - 1,25" / 19,75" x 43,5" / 0" 0,290 / 90 - KD	0	1.945	1.760	2.660	1.280
			1	2.600	2.345	3.510	1.750
			2	3.110	2.800	4.210	2.065
		Ø 120 x 73 / 47,25" x 28,75" 3,2 / 50 x 120 / 0 - 1,25" / 19,75" x 47,25" / 0" <i>Tables with more than 2 leaves: one supporting leg is included</i> 0,320 / 96 - KD	0	2.130	1.890	2.900	1.370
			1	2.820	2.495	3.770	1.830
			2	3.355	2.950	4.495	2.140
			3	4.190	3.675	5.530	2.715
			4	4.725	4.130	6.260	3.025

Height extension - max: 76 cm / 30" = + 135,-

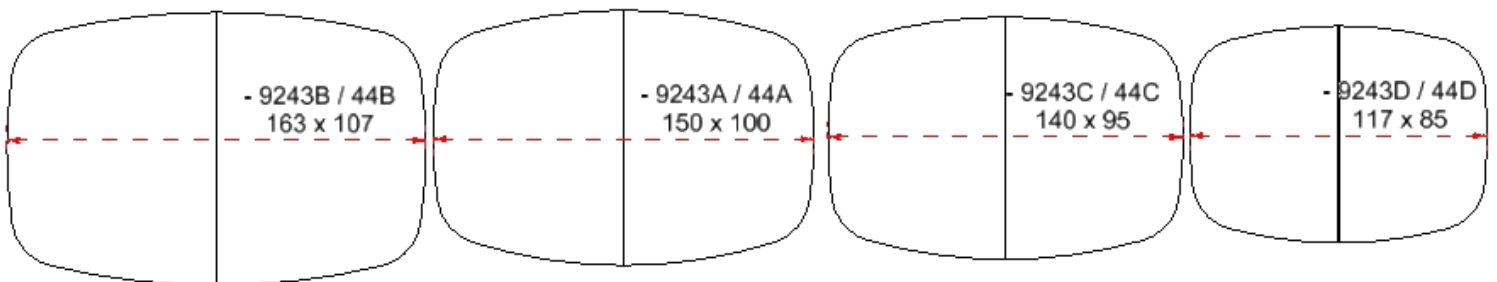
also available with rectangular top at same price

Dining tables

Model number	Size in cm / inches Length x width x height Thickness of top / leaf / base width Volume in cbm / weight in kg	Leaves	solid wood / Price			
			Teak	Alder Ash Oak	Walnut Cherry	r.h.beech Pine Beech
9243D Elliptical dining table 9243DK - with synchronized system - with storage for 1 or 2 leaves 9243C non-extendable base 9243CK 9243A 9243AK 9243B 9243BK		1	2.730	2.400	3.475	1.885
		2	3.070	2.710	3.935	2.065
		1	3.165	2.750	4.040	2.040
		2	3.605	3.155	4.635	2.305
		1	3.250	2.880	4.235	2.120
		2	3.695	3.295	4.860	2.390
		1	3.580	3.095	4.580	2.240
		2	4.065	3.535	5.240	2.530
		1	2.780	2.325	3.335	1.740
		2	3.120	2.640	3.795	1.950
		1	3.230	2.690	3.925	1.955
		2	3.675	3.095	4.515	2.210
1	3.320	2.820	4.115	2.025		
2	3.765	3.235	4.750	2.285		
1	3.560	2.840	4.320	2.140		
2	4.145	3.475	5.130	2.430		
9272 Dining table 9272K	 NB: Base always rounded edge profile	0	1.550	1.240	1.735	1.000

Height extension - max: 76 cm / 30" = + 135,-

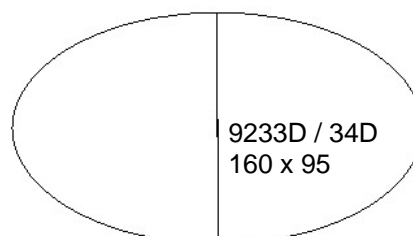
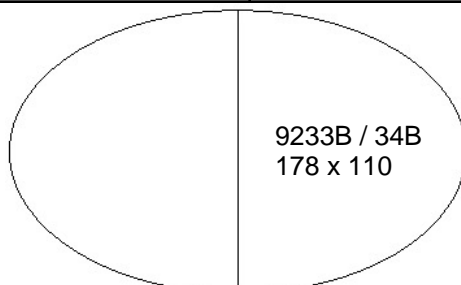
also available with rectangular top at same price











Model numbers stated in italic writing with "K" after model number have profile with 5 degree edges.

Dining tables

Model number	Size in cm / inches Length x width x height Thickness of top / leaf / base width Volume in cbm / weight in kg	Leaves	solid wood / Price			
			Teak	Alder Ash Oak	Walnut Cherry	r.h.beech Pine Beech
9241B Elliptical dining table 9241BK - with synchronized system non-extendable base with 2 built-in flap leaves. <i>NB: Base always rounded edge profile</i>	185 x 107 x 73 / 73" x 42,25" x 28,75" 3,2 / 40 x 107 / 6,4 - 1,25" / 15,75" x 42,25" / 2,75" 0,550 / 110 - KD	2	4.970	4.400	6.430	3.445
  <p>base looks like models 9243</p>						
9242B Elliptical dining table 9242BK - with synchronized system non-extendable base with 2 built-in flap leaves.	185 x 107 x 73 / 73" x 42,25" x 28,75" 3,2 / 40 x 107 / 4 - 1,25" / 15,75" x 42,25" / 1,5" 0,550 / 110 - KD	2	4.975	4.400	6.430	3.445
  <p>base looks like models 9244</p>						
9233D Oval dining table 9233DK	160 x 95 x 73 / 63" x 37,5" x 28,75" 3,2 / 40 x 95 / 6,4 - 1,25" / 15,75" x 37,5" / 2,75" 0,420 / 70 - KD non-extendable base - with storage for 1 or 2 leaves - with synchronized system	1 2	3.185 3.560	2.695 3.010	3.960 4.450	2.020 2.245
9233B 9233BK	178 x 110 x 73 / 70,25" x 43,5" x 28,75" 3,2 / 50 x 110 / 6,4 - 1,25" / 19,75" x 43,5" / 2,75" 0,475 / 90 - KD	1 2	3.685 4.170	3.180 3.600	4.780 5.450	2.335 2.625
9234D Oval dining table 9234DK	160 x 95 x 73 / 63" x 37,5" x 28,75" 3,2 / 40 x 95 / 4 - 1,25" / 15,75" x 37,5" / 1,5" 0,420 / 70 - KD non-extendable base - with storage for 1 or 2 leaves - with synchronized system	1 2	3.185 3.555	2.485 2.800	3.720 4.205	1.845 2.070
9234B 9234BK	178 x 110 x 73 / 70,25" x 43,5" x 28,75" 3,2 / 50 x 110 / 4 - 1,25" / 19,75" x 43,5" / 1,5" 0,475 / 77 - KD	1 2	3.665 4.160	2.965 3.390	4.515 5.190	2.155 2.445



Chairs

Model number	Size in cm / inches Width x depth x height Thickness of frame Volume in cbm / Weight in kg Carton: 2 chairs	Fabric / leather required in metres / square metres for: 1 chair or 2 chairs - fabric width 140 / 150 cm 55,25" / 59,25"			Wood	Fabric- and leather price groups					
		pattern	plain	Leather		2 2SOFT Bulford Natura Peru Wales	3 Comfort Consul Diplomat Hallingdal Lyngvig	4 McNutt Mionetta	5 Standard leather	6 Special leather*	7 c.o.m
1588 Highback chair 	48 x 56 x 94 19" x 22,25" x 37,25" wooden back 2,6 / 1" 0,48 / 14	0,75	0,55	0,56	Teak	840	865	880	865	905	825
		0,75	0,55	1,12	Oak, Ash, Alder	700	725	740	725	765	690
					Cherry, Walnut	860	880	900	880	925	840
					Beech, Pine & r.h.beech	640	660	675	660	700	625
1588A Highb. armchair 	56 x 56 x 94 22,25" x 22,25" x 37,25" wooden back 2,6 / 1" 0,48 / 16	0,75	0,55	0,56	Teak	1.050	1.070	1.090	1.070	1.110	1.025
		0,75	0,55	1,12	Oak, Ash, Alder	860	880	900	880	920	840
					Cherry, Walnut	1.060	1.080	1.095	1.080	1.120	1.035
					Beech, Pine & r.h.beech	780	800	815	800	840	760
1589 1589K Highback chair 	48 x 56 x 94 19" x 22,25" x 37,25" upholstered back 2,6 / 1" 0,48 / 14	0,75	0,55	0,84	Teak	810	850	880	830	885	790
		1,35	1,10	1,68	Oak, Ash, Alder	685	725	760	710	765	670
					Cherry, Walnut	825	860	895	840	900	805
					Beech, Pine & r.h.beech	640	675	710	660	715	625
1589A 1589AK Highb. armchair 	56 x 56 x 94 22,25" x 22,25" x 37,25" upholstered back 2,6 / 1" 0,48 / 16	0,75	0,55	0,84	Teak	995	1.035	1.070	1.020	1.080	975
		1,35	1,10	1,68	Oak, Ash, Alder	835	870	905	855	910	815
					Cherry, Walnut	1.005	1.045	1.080	1.025	1.085	980
					Beech, Pine & r.h.beech	765	805	840	785	840	745
1591 Chair 	48 x 55 x 84,5 19" x 21,75" x 33,5" wooden back 2,6 / 1" 0,33 / 14	0,75	0,55	0,56	Teak	765	785	805	785	825	745
		0,75	0,55	1,12	Oak, Ash, Alder	615	640	655	640	675	600
					Cherry, Walnut	780	805	825	805	840	765
					Beech, Pine & r.h.beech	565	590	605	590	625	550
1591A Armchair 	56 x 55 x 84,5 22,25" x 21,75" x 33,5" wooden back 2,6 / 1" 0,48 / 16	0,75	0,55	0,56	Teak	970	995	1.010	995	1.035	950
		0,75	0,55	1,12	Oak, Ash, Alder	775	800	815	800	835	760
					Cherry, Walnut	985	1.005	1.025	1.005	1.045	965
					Beech, Pine & r.h.beech	710	730	745	730	770	690
1592 Chair 	48 x 55 x 84,5 19" x 21,75" x 33,5" upholstered back 2,6 / 1" 0,33 / 14	0,75	0,55	0,84	Teak	825	855	885	860	920	810
		1,10	0,90	1,68	Oak, Ash, Alder	695	725	755	730	785	680
					Cherry, Walnut	830	860	895	865	925	815
					Beech, Pine & r.h.beech	645	675	710	680	740	630
1592A Armchair 	56 x 55 x 84,5 22,25" x 21,75" x 33,5" upholstered back 2,6 / 1" 0,48 / 16	0,75	0,55	0,84	Teak	1.060	1.090	1.120	1.095	1.150	1.035
		1,10	0,90	1,68	Oak, Ash	870	900	930	900	955	850
					Cherry, Walnut	1.060	1.090	1.120	1.095	1.150	1.035
					Beech, Pine & r.h.beech	795	825	855	830	885	780

1591..1599:
Height of seat 47 cm / 18,75"
Height of arm 67 cm / 26,5"

Cushions: CFC-free

Cushion material: High resilient polyurethane foam -
Density 50 kg / m³










For new chairs only 1588, 1589, 1591,
1592, 1598, 1599 - please use group 2
price + price listed below



Model number	VA1591TS Wooden seat
Teak	135
Oak, Ash, Alder	125
Cherry, Walnut	225
Beech, Pine & r.h.beech	55

*Special leather Savanne - minimum 2,33 square metres per colour for each order - if less is ordered
please use price group 2 price + 485,-

Chairs

Model number	Size in cm / inches Width x depth x height Thickness of frame Volume in cbm / Weight in kg Carton: 2 chairs	Fabric / leather required in metres / square metres for: 1 chair or 2 chairs - fabric width 140 / 150 cm 55,25" / 59,25"			Wood	Fabric- and leather price groups					
		pattern	plain	Leather		2 2SOFT Bulford Natura Peru Wales	3 Comfort Consul Diplomat Hallingdal Lyngvig	4 Mcnutt Mionetta	5 Standard leather	6 Special leather*	7 c.o.m
1598 Chair 	48 x 55 x 87 19" x 21,75" x 34,5" wooden back 2,6 / 1" 0,33 / 14	0,75	0,55	0,56	Teak	760	780	800	780	825	745
		0,75	0,55	1,12	Oak, Ash, Alder	630	650	670	650	690	615
					Cherry, Walnut	785	810	825	810	850	770
					Beech, Pine & r.h.beech	555	580	595	580	620	545
1598A Armchair 	56 x 55 x 87 22,25" x 21,75" x 34,5" wooden back 2,6 / 1" 0,48 / 16	0,75	0,55	0,56	Teak	965	990	1.005	990	1.025	945
		0,75	0,55	1,12	Oak, Ash, Alder	785	805	825	805	845	765
					Cherry, Walnut	990	1.010	1.025	1.010	1.050	965
					Beech, Pine & r.h.beech	700	720	740	720	760	685
1599 Chair 	48 x 55 x 87 19" x 21,75" x 34,5" wooden back 2,6 / 1" 0,33 / 14	0,75	0,55	0,56	Teak	855	880	895	875	905	815
		0,75	0,55	1,12	Oak	660	685	700	685	710	645
					Beech, Pine & r.h.beech	590	610	625	605	635	545
1599A Armchair 	56 x 55 x 87 22,25" x 21,75" x 34,5" wooden back 2,6 / 1" 0,48 / 16	0,75	0,55	0,56	Teak	1.075	1.095	1.115	1.090	1.120	1.035
		0,75	0,55	1,12	Oak	820	840	860	835	870	805
					Beech, Pine & r.h.beech	735	755	775	750	785	695
8477AL Lowback chair 	55 x 62 x 88 21,75" x 24,5" x 34,75" upholstered shell 2,8 / 1,25" 0,350 / 9 Carton: 1 chair	1,10	1,10	1,68	Teak	945	1.005	1.065	1.015	1.130	925
		2,20	2,20	3,36	Oak, Ash, Alder	810	870	930	880	995	795
		Height of seat 46 cm / 18,25" - Height of arm 65 cm / 25,75"			Cherry, Walnut	925	985	1.040	995	1.110	905
					Beech, Pine & r.h.beech	765	825	880	835	950	745
8477AH Highback chair 	55 x 62 x 105 21,75" x 24,5" x 41,5" upholstered shell 2,8 / 1,25" 0,410 / 13,5 Carton: 1 chair	1,45	1,10	2,05	Teak	995	1.060	1.125	1.095	1.240	970
		2,40	2,20	4,10	Oak, Ash, Alder	845	910	975	945	1.090	825
		Height of seat 46 cm / 18,25" - Height of arm 65 cm / 25,75"			Cherry, Walnut	955	1.025	1.090	1.060	1.205	940
					Beech, Pine & r.h.beech	805	870	935	905	1.050	785
8479AL Lowback chair 	55 x 62 x 88 21,75" x 24,5" x 34,75" upholstered shell cushion - not detachable 2,8 / 1,25" 0,350 / 11 Carton: 1 chair	1,30	1,30	2,61	Teak	1.140	1.210	1.280	1.295	1.470	1.115
		2,60	2,60	5,22	Oak, Ash, Alder	1.010	1.070	1.140	1.155	1.330	985
		Height of seat 46 cm / 18,25" - Height of arm 65 cm / 25,75"			Cherry, Walnut	1.150	1.220	1.290	1.300	1.480	1.120
					Buche, Kiefer & Kernbuche	955	1.025	1.095	1.110	1.295	940
8474ALK Lowback chair 	58,5 x 62 x 88 8473ALK frame w.8479AL shell 2,8 / 1,25" 0,350 / 11 Carton: 1 chair	1,30	1,30	2,61	Teak	1.140	1.210	1.280	1.295	1.475	1.115
		2,60	2,60	5,22	Oak, Alder, Ash	1.010	1.080	1.145	1.160	1.335	990
		Height of seat 48 cm / 19" - Height of arm 64,5 cm / 25,5"			Cherry, Walnut	1.120	1.190	1.260	1.275	1.455	1.095
					Buche, Kiefer & Kernbuche	965	1.035	1.110	1.120	1.300	945
8473ALK Lowback chair 	58,5 x 62 x 86,5 23,25" x 24,5" x 34,25" upholstered shell 2,8 / 1,25" 0,350 / 11 Carton: 1 chair	1,45	1,10	2,05	Teak	1.010	1.080	1.140	1.110	1.255	990
		2,40	2,20	4,10	Oak	880	940	1.010	975	1.120	860
		Height of seat 48 cm / 19" - Height of arm 64,5 cm / 25,5"			Cherry	995	1.060	1.125	1.095	1.240	970
					Beech, r.h.beech	835	900	965	935	1.080	815

Cushions: CFC-free




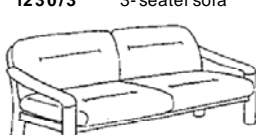
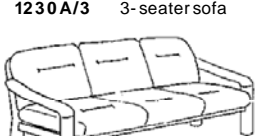

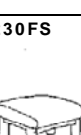
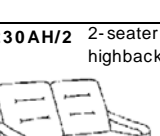
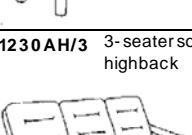

8477AL / 8477AH: Cushion material: High resilient polyurethane foam - Density 50 kg / m³

8479AL: Seat cushion: High resilient polyurethane foam - Density 38 kg / m³

8473ALK cushion material: Visco elastic foam - density 50 kg / m³ (Tempur)

1591..1599 & 8477/79, 8473ALK Leg extension max. + 3cm / 1,25" = + 135,-

Sofa sets

Model number	Size in cm / inches Width x depth x height Height of seat Volume in cbm / Weight in kg	Fabric / leather required in metres / square metres - fabric width 140 / 150 cm 55,25" / 59,25"			Wood solid	Fabric- and leather price groups					
						2 2SOFT Bulford Natura Peru Wales	3 Comfort Consul Diplomat Hallingdal Lyngvig	4 Mcnuitt Mionetta	5 Standard leather	6 Special leather*	7 c.o.m
		pattern	plain	Leather							
1230 Easy chair 	81x85 x 87 32" x 33,5" x 34,5" 44 / 17,5" 0,610 / 25	1,90	1,75	3,72	Teak	2.505	2.610	2.715	2.715	2.975	2.455
					Oak, Ash, Alder	1.870	1.975	2.075	2.075	2.335	1.830
					Cherry, Walnut	2.465	2.570	2.670	2.675	2.935	2.415
					Beech, Pine & r.h.beech	1.760	1.865	1.965	1.970	2.230	1.720
1230/2 2-seater sofa 	137 x 85 x 87 54" x 33,5" x 34,5" 44 / 17,5" 1,030 / 40	3,05	2,65	5,95	Teak	3.140	3.310	3.475	3.480	3.895	3.075
					Oak, Ash, Alder	2.435	2.600	2.765	2.770	3.180	2.380
					Cherry, Walnut	3.140	3.305	3.470	3.475	3.890	3.075
					Beech, Pine & r.h.beech	2.205	2.375	2.540	2.545	2.960	2.160
1230 A/2 2-seater sofa 	137 x 85 x 87 54" x 33,5" x 34,5" 44 / 17,5" 1,030 / 40	3,70	3,20	5,95	Teak	3.395	3.595	3.795	3.660	4.075	3.325
					Oak, Ash, Alder	2.680	2.880	3.080	2.945	3.355	2.625
					Cherry, Walnut	3.390	3.590	3.795	3.655	4.070	3.320
					Beech, Pine & r.h.beech	2.460	2.660	2.860	2.725	3.140	2.410
1230/3 3-seater sofa 	194 x 85 x 87 76,5" x 33,5" x 34,5" 44 / 17,5" 1,420 / 55	4,85	4,45	9,48	Teak	3.940	4.200	4.470	4.480	5.145	3.860
					Oak, Ash, Alder	3.120	3.380	3.645	3.655	4.310	3.055
					Cherry, Walnut	3.935	4.195	4.465	4.475	5.140	3.850
					Beech, Pine & r.h.beech	2.845	3.110	3.380	3.390	4.050	2.790
1230 A/3 3-seater sofa 	194 x 85 x 87 76,5" x 33,5" x 34,5" 44 / 17,5" 1,420 / 55	5,55	4,70	9,48	Teak	4.290	4.595	4.900	4.755	5.420	4.200
					Oak, Ash, Alder	3.465	3.765	4.065	3.920	4.580	3.395
					Cherry, Walnut	4.280	4.590	4.890	4.750	5.410	4.195
					Beech, Pine & r.h.beech	3.195	3.500	3.810	3.660	4.325	3.130
1230 H Easy chair, highback 	81x94 x 105 32" x 37,25" x 41,5" 44 / 17,5" 0,840 / 35	2,50	2,00	5,39	Teak	2.770	2.905	3.040	3.110	3.480	2.715
					Oak, Ash, Alder	2.115	2.250	2.380	2.445	2.815	2.070
					Cherry, Walnut	2.745	2.880	3.015	3.080	3.455	2.690
					Beech, Pine & r.h.beech	1.915	2.050	2.190	2.255	2.630	1.875
1230 FS Footstool 	60 x 52 x 44 23,75" x 20,5" x 17,5" 0,160 / 10	0,80	0,80	1,12	Teak	835	880	925	875	955	815
					Oak, Ash, Alder	650	695	735	690	765	635
					Cherry, Walnut	855	895	940	895	970	835
					Beech, Pine & r.h.beech	595	640	680	630	710	580
1230 AH/2 2-seater sofa, highback 	137 x 94 x 105 54" x 37,25" x 41,5" 44 / 17,5" 1,230 / 55	4,85	3,80	9,30	Teak	3.790	4.050	4.320	4.310	4.960	3.710
					Oak, Ash, Alder	3.045	3.305	3.570	3.560	4.200	2.985
					Cherry, Walnut	3.790	4.050	4.320	4.310	4.960	3.710
					Beech, Pine & r.h.beech	2.810	3.070	3.340	3.325	3.980	2.750
1230 AH/3 3-seater sofa, highback 	194 x 94 x 105 76,5" x 37,25" x 41,5" 44 / 17,5" 1,770 / 76	7,10	5,70	11,15	Teak	4.750	5.140	5.525	5.230	6.010	4.655
					Oak, Ash, Alder	3.865	4.255	4.635	4.340	5.110	3.790
					Cherry, Walnut	4.720	5.110	5.500	5.205	5.985	4.625
					Beech, Pine & r.h.beech	3.590	3.980	4.370	4.075	4.850	3.520
P1230 	2 upholstered sides for arm in 1230 & 1240	0,80	0,70	1,40		240	280	415	310	415	235

Cushions: CFC-free

Seat cushion: High resilient polyurethane foam - Density 32 / 50 / 23 kg / m³




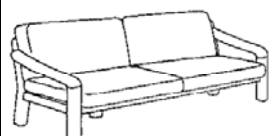
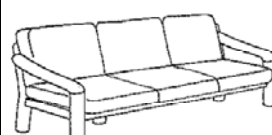



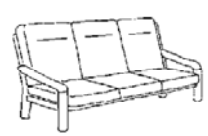

Back cushion: High resilient polyurethane foam: Density 26 / 23 kg / m³

Leg extension max. + 3cm / 1,25" = + 135,-

*Special leather Savanne - minimum 2,33 square metres per colour for each order - if less is ordered

please use price group 2 price + 485,-

Sofa sets

Model number	Size in cm / inches Width x depth x height	Height of seat	Volume in cbm / Weight in kg	Fabric / leather required in metres / square metres - fabric width 140 / 150 cm 55,25" / 59,25"			Wood	Fabric- and leather price groups					
				pattern	plain	Leather		2 2SOFT Bulford Natura Peru Wales	3 Comfort Consul Diplomat Hallingdal Lyngvig	4 McNutt Mionetta	5 Standard leather	6 Special leather*	7 c.o.m
1240 Easy chair 	81 x 85 x 84 32" x 33,5" x 33,25" 44 / 17,5" 0,610 / 25			2,05	1,75	3,26	Teak	2.490	2.600	2.715	2.630	2.860	2.440
							Oak, Ash, Alder	1.855	1.960	2.075	1.990	2.215	1.815
							Cherry, Walnut	2.445	2.560	2.670	2.590	2.815	2.395
							Beech, Pine & r.h.beech	1.665	1.775	1.890	1.805	2.035	1.630
1240/2 2-seater sofa 	137 x 85 x 84 54" x 33,5" x 33,25" 44 / 17,5" 1,030 / 40			2,70	2,70	5,95	Teak	3.100	3.255	3.400	3.480	3.895	3.040
							Oak, Ash, Alder	2.395	2.540	2.685	2.770	3.180	2.345
							Cherry, Walnut	3.100	3.250	3.395	3.475	3.890	3.035
							Beech, Pine & r.h.beech	2.160	2.310	2.460	2.540	2.955	2.115
1240 A/2 2-seater sofa 	137 x 85 x 84 54" x 33,5" x 33,25" 44 / 17,5" 1,030 / 40			3,45	2,95	5,95	Teak	3.400	3.585	3.775	3.695	4.105	3.330
							Oak, Ash, Alder	2.685	2.870	3.060	2.975	3.385	2.630
							Cherry, Walnut	3.395	3.580	3.770	3.685	4.100	3.325
							Beech, Pine & r.h.beech	2.460	2.650	2.840	2.755	3.170	2.410
1240/3 3-seater sofa 	194 x 85 x 84 76,5" x 33,5" x 33,25" 44 / 17,5" 1,420 / 55			4,20	4,10	9,39	Teak	3.855	4.090	4.315	4.460	5.115	3.775
							Oak, Ash, Alder	3.030	3.265	3.490	3.630	4.280	2.970
							Cherry, Walnut	3.845	4.080	4.310	4.450	5.105	3.770
							Beech, Pine & r.h.beech	2.765	3.000	3.225	3.370	4.025	2.705
1240 A/3 3-seater sofa 	194 x 85 x 84 76,5" x 33,5" x 33,25" 44 / 17,5" 1,420 / 55			5,05	4,20	9,48	Teak	4.110	4.385	4.665	4.630	5.290	4.025
							Oak, Ash, Alder	3.285	3.560	3.835	3.795	4.450	3.215
							Cherry, Walnut	4.100	4.380	4.655	4.620	5.285	4.020
							Beech, Pine & r.h.beech	3.020	3.295	3.570	3.540	4.200	2.960
1240 H Easy chair, highback 	81 x 94 x 102 32" x 37,25" x 40,25" 44 / 17,5" 0,840 / 32			2,20	1,85	5,11	Teak	2.690	2.815	2.930	3.030	3.390	2.635
							Oak, Ash, Alder	2.030	2.155	2.270	2.365	2.720	1.990
							Cherry, Walnut	2.660	2.785	2.900	3.000	3.355	2.605
							Beech, Pine & r.h.beech	1.835	1.955	2.075	2.170	2.530	1.795
1240 FS Footstool 	60 x 52 x 44 23,75" x 20,5" x 17,5" 0,160 / 10			0,80	0,80	1,40	Teak	810	855	895	880	980	790
							Oak, Ash, Alder	645	690	735	715	815	630
							Cherry, Walnut	840	885	930	910	1.015	825
							Beech, Pine & r.h.beech	590	630	675	660	760	575
1240 AH/2 2-seater sofa, highback 	137 x 94 x 102 54" x 37,25" x 40,25" 44 / 17,5" 1,230 / 55			3,70	3,50	8,83	Teak	3.630	3.835	4.035	4.225	4.845	3.560
							Oak, Ash, Alder	2.885	3.085	3.285	3.470	4.080	2.830
							Cherry, Walnut	3.630	3.835	4.035	4.225	4.845	3.560
							Beech, Pine & r.h.beech	2.650	2.855	3.055	3.245	3.865	2.600
1240 AH/3 3-seater sofa, highback 	194 x 94 x 102 76,5" x 37,25" x 40,25" 44 / 17,5" 1,770 / 76			6,10	5,75	11,15	Teak	4.640	4.975	5.310	5.235	6.015	4.545
							Oak, Ash, Alder	3.725	4.055	4.385	4.315	5.080	3.650
							Cherry, Walnut	4.590	4.920	5.260	5.180	5.960	4.495
							Beech, Pine & r.h.beech	3.450	3.785	4.120	4.045	4.820	3.380
P1230 	2 upholstered sides for arm in 1230 & 1240			0,80	0,70	1,40		240	280	415	310	415	235

Cushions: CFC-free



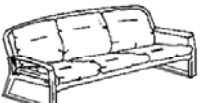






Seat cushion: High resilient polyurethane foam -
Density 38 / 50 / 26 kg / m³

Back cushion: High resilient polyurethane foam:
Density 26 / 23 kg / m³

Leg extension max. + 3cm / 1,25" = + 135,-

*Special leather Savanne - minimum 2,33 square metres per colour for each order - if less is ordered
please use price group 2 price + 485,-

Sofa sets

Model number	Size in cm / inches Width x depth x height Height of seat Volume in cbm / Weight in kg	Fabric / leather required in metres / square metres - fabric width 140 / 150 cm 55,25" / 59,25"			Wood solid	Fabric- and leather price groups					
						2 2SOFT Bulford Natura Peru Wales	3 Comfort Consul Diplomat Hallingdal Lyngvig	4 Mcnutt Mionetta	5 Standard leather	6 Special leather*	7 c.o.m
1210 Easy chair 	74,5 x 81 x 83 29,5" x 32" x 32,75" 44 / 17,5" Cushion as 1230 0,610 / 25	1,90	1,75	3,72	Teak	2.045	2.150	2.250	2.255	2.515	2.000
					Oak, Ash, Alder	1.680	1.785	1.885	1.885	2.145	1.645
					Cherry, Walnut	2.085	2.190	2.290	2.295	2.555	2.040
					Beech, Pine & r.h.beech	1.520	1.625	1.725	1.735	1.990	1.490
1210/2 2-seater sofa 	132 x 81 x 83 52" x 32" x 32,75" 44 / 17,5" 1,030 / 40	3,70	3,05	5,95	Teak	2.885	3.085	3.285	3.150	3.565	2.825
					Oak, Ash, Alder	2.440	2.635	2.840	2.705	3.110	2.390
					Cherry, Walnut	2.930	3.135	3.335	3.200	3.610	2.870
					Beech, Pine & r.h.beech	2.245	2.445	2.650	2.515	2.930	2.200
1210/3 3-seater sofa 	190 x 81 x 83 75" x 32" x 32,75" 44 / 17,5" 1,420 / 55	5,55	4,65	9,48	Teak	3.725	4.030	4.335	4.190	4.850	3.650
					Oak, Ash, Alder	3.195	3.495	3.795	3.655	4.310	3.130
					Cherry, Walnut	3.785	4.095	4.395	4.250	4.915	3.705
					Beech, Pine & r.h.beech	2.970	3.280	3.580	3.440	4.100	2.910
1210H Easy chair, highback 	74,5 x 90 x 105 29,5" x 35,5" x 41,5" 44 / 17,5" 0,840 / 35	2,50	2,00	5,39	Teak	2.355	2.490	2.630	2.695	3.070	2.305
		<i>also available with just 1 stitching - same price</i>			Oak, Ash, Alder	1.955	2.090	2.225	2.290	2.660	1.920
					Cherry, Walnut	2.395	2.530	2.670	2.730	3.110	2.345
					Beech, Pine & r.h.beech	1.775	1.905	2.015	2.070	2.445	1.695
1210FS Footstool 	57 x 48 x 44 22,5" x 19" x 17,5" 0,160 / 10	0,80	0,80	1,40	Teak	720	765	805	795	895	700
					Oak, Ash, Alder	615	660	695	690	790	600
					Cherry, Walnut	735	780	815	810	910	715
					Beech, Pine & r.h.beech	565	610	650	640	740	550
1220 Easy chair 	74,5 x 81 x 83 29,5" x 32" x 32,75" 44 / 17,5" Cushion as 1240 0,610 / 25	2,05	1,70	3,72	Teak	2.040	2.150	2.260	2.230	2.490	1.995
					Oak, Ash, Alder	1.675	1.785	1.895	1.865	2.120	1.640
					Cherry, Walnut	2.080	2.190	2.305	2.275	2.530	2.040
					Beech, Pine & r.h.beech	1.520	1.630	1.745	1.715	1.975	1.490
1220/2 2-seater sofa 	132 x 81 x 83 52" x 32" x 32,75" 44 / 17,5" 1,030 / 40	3,50	2,95	5,95	Teak	2.825	3.020	3.210	3.115	3.530	2.765
					Oak, Ash, Alder	2.380	2.575	2.760	2.670	3.075	2.335
					Cherry, Walnut	2.880	3.070	3.260	3.170	3.580	2.820
					Beech, Pine & r.h.beech	2.190	2.385	2.575	2.485	2.900	2.145
1220/3 3-seater sofa 	190 x 81 x 83 75" x 32" x 32,75" 44 / 17,5" 1,420 / 55	5,05	4,20	9,39	Teak	3.670	3.950	4.225	4.180	4.835	3.595
					Oak, Ash, Alder	3.145	3.420	3.695	3.650	4.295	3.080
					Cherry, Walnut	3.730	4.010	4.285	4.240	4.895	3.655
					Beech, Pine & r.h.beech	2.915	3.195	3.470	3.430	4.080	2.860
1220H Easy chair, highback 	74,5 x 90 x 105 29,5" x 35,5" x 41,5" 44 / 17,5" 0,840 / 35	2,20	1,85	5,11	Teak	2.305	2.430	2.550	2.645	3.005	2.260
					Oak, Ash, Alder	1.910	2.030	2.145	2.240	2.600	1.870
					Cherry, Walnut	2.345	2.470	2.590	2.685	3.045	2.300
					Beech, Pine & r.h.beech	1.740	1.860	1.975	2.075	2.435	1.700

Cushions: CFC-free









1210 & 1250 Seat cushion: High resilient polyurethane foam - Density 32 / 50 / 23 kg / m³

1220 & 1260 Seat cushion: High resilient polyurethane foam - Density 38 / 50 / 26 kg / m³

Back cushion: High resilient polyurethane foam: Density 26 / 23 kg / m³

*Special leather Savanne - minimum 2,33 square metres per colour for each order - if less is ordered please use price group 2 price + 485,-




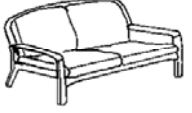






Sofa sets

Model number	Size in cm / inches Width x depth x height Height of seat Volume in cbm / Weight in kg	Fabric / leather required in metres / square metres - fabric width 140 / 150 cm 55,25" / 59,25"			Wood solid	Fabric- and leather price groups					
		pattern	plain	Leather		2 2SOFT Bulford Natura Peru Wales	3 Comfort Consul Diplomat Hallingdal Lyngvig	4 Mcnett Mionetta	5 Standard leather	6 Special leather*	7 c.o.m
1220FS Footstool 	57 x 48 x 44 22,5" x 19" x 17,5" 0,160 / 10	0,80	0,80	1,40	Teak	720	765	805	795	895	700
					Oak, Ash, Alder	615	660	695	690	790	600
					Cherry, Walnut	735	780	815	810	910	715
					Beech, Pine & r.h.beech	565	610	650	640	740	550
1250 Easy chair 1250K 	74,5 x 81 x 84 29,5" x 32" x 33,25" 44 / 17,5" Cushion as 1230 0,610 / 25	1,90	1,75	3,72	Teak	1.920	2.025	2.130	2.130	2.390	1.880
					Oak, Ash, Alder	1.605	1.710	1.810	1.815	2.070	1.570
					Cherry, Walnut	1.960	2.065	2.165	2.170	2.430	1.920
					Beech, Pine & r.h.beech	1.465	1.575	1.675	1.680	1.935	1.435
1250/2 2-seater sofa 1250K/2 	132 x 81 x 84 52" x 32" x 33,25" 44 / 17,5" 1,030 / 40	3,70	3,05	5,95	Teak	2.760	2.960	3.165	3.030	3.440	2.705
					Oak, Ash, Alder	2.365	2.565	2.765	2.630	3.040	2.320
					Cherry, Walnut	2.815	3.015	3.215	3.080	3.495	2.755
					Beech, Alder, Pine & r.h.beech	2.190	2.395	2.600	2.460	2.875	2.145
1250/3 3-seater sofa 1250K/3 	190 x 81 x 84 75" x 32" x 33,25" 44 / 17,5" 1,420 / 55	5,55	4,65	9,48	Teak	3.600	3.910	4.210	4.065	4.730	3.530
					Oak, Ash, Alder	3.125	3.425	3.725	3.585	4.240	3.060
					Cherry, Walnut	3.665	3.975	4.280	4.130	4.795	3.590
					Beech, Pine & r.h.beech	2.915	3.225	3.530	3.385	4.050	2.860
1250H Easy chair, highback 1250HK 	74,5 x 90 x 105 29,5" x 35,5" x 41,5" 44 / 17,5" 0,840 / 35	2,50	2,00	5,39	Teak	2.230	2.370	2.505	2.570	2.945	2.185
		<i>also available with just 1 stitching - same price</i>			Oak, Ash, Alder	1.885	2.020	2.155	2.215	2.585	1.845
					Cherry, Walnut	2.275	2.410	2.545	2.610	2.985	2.225
					Beech, Pine & r.h.beech	1.735	1.865	2.005	2.070	2.445	1.695
1250FS Footstool 1250FSK 	57 x 48 x 44 22,5" x 19" x 17,5" 0,160 / 10	0,80	0,80	1,40	Teak	645	685	715	670	730	590
					Oak, Ash, Alder	565	605	645	595	665	550
					Cherry, Walnut	660	700	735	685	745	595
					Beech, Pine & r.h.beech	530	570	610	560	640	510
1250H/2 2-seater sofa, highback 1250HK/2 	132 x 90 x 105 52" x 35,5" x 41,5" 44 / 17,5" 1,230 / 55	5,10	4,00	9,76	Teak	3.250	3.525	3.810	3.795	4.475	3.180
		<i>also available with just 1 stitching - same price</i>			Oak, Ash, Alder	2.800	3.070	3.350	3.335	4.010	2.745
					Cherry, Walnut	3.300	3.580	3.860	3.845	4.525	3.235
					Beech, Pine & r.h.beech	2.610	2.885	3.170	3.155	3.840	2.560
1250H/3 3-seater sofa, highback 1250HK/3 	190 x 90 x 105 75" x 35,5" x 41,5" 44 / 17,5" 1,770 / 76	7,50	6,00	11,71	Teak	4.095	4.505	4.915	4.605	5.425	4.010
		<i>also available with just 1 stitching - same price</i>			Oak, Ash, Alder	3.560	3.960	4.365	4.060	4.870	3.485
					Cherry, Walnut	4.165	4.575	4.985	4.675	5.495	4.080
					Beech, Pine & r.h.beech	3.325	3.735	4.145	3.840	4.655	3.260
Cushions: CFC-free	1210 & 1250 Seat cushion: High resilient polyurethane foam - Density 32 / 50 / 23 kg / m³ 1220 & 1260 Seat cushion: High resilient polyurethane foam - Density 38 / 50 / 26 kg / m³	Back cushion: High resilient polyurethane foam: Density 26 / 23 kg / m³									

1250 / 1260: Leg extension max. + 3cm / 1,25" = + 135,-

*Special leather Savanne - minimum 2,33 square metres per colour for each order - if less is ordered please use price group 2 price + 485,-

Sofa sets

Model number	Size in cm / inches Width x depth x height	Fabric / leather required in metres / square metres - fabric width 140 / 150 cm 55,25" / 59,25"	Wood	Fabric- and leather price groups						
				2 2SOFT Bulford Natura Peru Wales	3 Comfort Consul Diplomat Hallingdal Lyngvig	4 Mcnuitt Mionetta	5 Standard leather	6 Special leather*	7 c.o.m	
1260 Easy chair 1260K 	74,5 x 81 x 84	2,05 1,70 3,72	solid	Teak	1.920	2.030	2.145	2.115	2.375	1.880
	29,5" x 32" x 33,25"			Oak, Ash, Alder	1.600	1.710	1.820	1.790	2.050	1.570
	44 / 17,5"			Cherry, Walnut	1.955	2.065	2.180	2.150	2.410	1.920
	Cushion as 1240			Beech, Pine & r.h.beech	1.465	1.575	1.690	1.655	1.915	1.435
0,610 / 25										
1260/2 2-seater sofa 1260K/2 	132 x 81 x 84	3,50 2,95 5,95	solid	Teak	2.705	2.900	3.090	3.000	3.410	2.650
	52" x 32" x 33,25"			Oak, Ash, Alder	2.310	2.500	2.685	2.595	3.005	2.260
	44 / 17,5"			Cherry, Walnut	2.760	2.955	3.140	3.050	3.465	2.705
				Beech, Pine & r.h.beech	2.135	2.330	2.520	2.425	2.840	2.090
1,030 / 40										
1260 A/2 2-seater sofa 1260AK/2 	132 x 81 x 84	2,70 2,70 5,95	solid	Teak	2.510	2.675	2.845	2.845	3.260	2.460
	52" x 32" x 33,25"			Oak, Ash, Alder	2.115	2.280	2.445	2.445	2.855	2.070
	44 / 17,5"			Cherry, Walnut	2.560	2.730	2.900	2.900	3.315	2.510
				Beech, Pine & r.h.beech	1.935	2.105	2.275	2.275	2.690	1.900
1,030 / 40										
1260/2 ½ 2½-seater sofa 1260K/2 ½ 	163 x 81 x 84	4,20 4,10 9,39	solid	Teak	3.420	3.655	3.880	4.025	4.680	3.350
	64,25" x 32" x 33,25"			Oak, Ash, Alder	2.940	3.170	3.400	3.540	4.190	2.885
	44 / 17,5"			Cherry, Walnut	3.445	3.680	3.910	4.050	4.705	3.375
				Beech, Pine & r.h.beech	2.755	2.990	3.215	3.360	4.020	2.700
1,250 / 35										
1260/3 3-seater sofa 1260K/3 	190 x 81 x 84	5,05 4,20 9,39	solid	Teak	3.545	3.825	4.100	4.055	4.710	3.475
	75" x 32" x 33,25"			Oak, Ash, Alder	3.070	3.345	3.620	3.575	4.220	3.010
	44 / 17,5"			Cherry, Walnut	3.610	3.890	4.165	4.125	4.780	3.540
				Beech, Pine & r.h.beech	2.865	3.140	3.420	3.375	4.030	2.810
1,420 / 55										
1260 A/3 3-seater sofa 1260AK/3 	190 x 81 x 84	4,20 4,10 9,39	solid	Teak	3.270	3.500	3.730	3.880	4.535	3.205
	75" x 32" x 33,25"			Oak, Ash, Alder	2.795	3.025	3.250	3.395	4.040	2.740
	44 / 17,5"			Cherry, Walnut	3.335	3.570	3.795	3.940	4.595	3.270
				Beech, Pine & r.h.beech	2.590	2.820	3.050	3.195	3.850	2.535
1,420 / 55										
1260H Easy chair, highback 1260HK 	74,5 x 90 x 105	2,20 1,85 5,11	solid	Teak	2.135	2.260	2.375	2.475	2.835	2.090
	29,5" x 35,5" x 41,5"			Oak, Ash, Alder	1.805	1.925	2.045	2.140	2.495	1.770
	44 / 17,5"			Cherry, Walnut	2.165	2.290	2.410	2.505	2.865	2.120
				Beech, Pine & r.h.beech	1.670	1.790	1.910	2.005	2.370	1.640
0,840 / 35										
1260FS Footstool 1260FSK 	57 x 48 x 44	0,80 0,80 1,40	solid	Teak	645	685	715	670	730	590
	22,5" x 19" x 17,5"			Oak, Ash, Alder	565	605	645	595	665	550
				Cherry, Walnut	660	700	735	685	745	595
				Beech, Pine & r.h.beech	530	570	610	560	640	510
0,160 / 10										
1260H/2 2-seater sofa, highback 1260HK/2 	132 x 90 x 105	4,00 3,90 10,22	solid	Teak	3.130	3.350	3.570	3.855	4.570	3.065
	52" x 35,5" x 41,5"			Oak, Ash, Alder	2.680	2.900	3.115	3.400	4.105	2.625
	44 / 17,5"			Cherry, Walnut	3.185	3.400	3.625	3.910	4.625	3.120
				Beech, Pine & r.h.beech	2.490	2.715	2.930	3.215	3.935	2.440
1,230 / 55										
1260H/3 3-seater sofa, highback 1260HK/3 	190 x 90 x 105	6,50 6,10 11,71	solid	Teak	4.265	4.615	4.965	4.890	5.705	4.175
	75" x 35,5" x 41,5"			Oak, Ash, Alder	3.725	4.070	4.420	4.340	5.145	3.650
	44 / 17,5"			Cherry, Walnut	4.340	4.690	5.040	4.960	5.780	4.255
				Beech, Pine & r.h.beech	3.500	3.850	4.200	4.125	4.940	3.430
1,770 / 76										






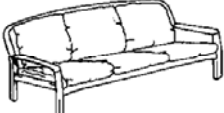
14 Cushions: CFC-free

1220 & 1260 Seat cushion: High resilient polyurethane foam - Density 38 / 50 / 26 kg / m³

1260 Back cushion: High resilient polyurethane foam: Density 26 / 23 kg / m³

Leg extension max. + 3cm / 1,25" = + 135,-

Sofa sets

Model number	Size in cm / inches Width x depth x height Height of seat Volume in cbm / Weight in kg	Fabric / leather required in metres / square metres - fabric width 140 / 150 cm 55,25" / 59,25"			Wood solid	Fabric- and leather price groups					
		pattern	plain	Leather		2 2SOFT Bulford Natura Peru Wales	3 Comfort Consul Diplomat Hallingdal Lyngvig	4 McNutt Mionetta	5 Standard leather	6 Special leather*	7 c.o.m
1613 H Easy chair, highback 	71 x 86 x 105 28" x 34" x 41,5" 48 / 19" 0,650 / 25	2,40	2,30	5,86	Teak	2.200	2.330	2.460	2.600	3.010	2.155
					Oak, Ash, Alder	1.900	2.030	2.160	2.300	2.705	1.860
					Cherry, Walnut	2.175	2.305	2.440	2.580	2.990	2.130
					Beech, Pine & r.h.beech	1.795	1.930	2.060	2.200	2.610	1.760
1613 FS Footstool 	57 x 48 x 44 22,5" x 19" x 17,5" 0,114 / 8	0,80	0,80	1,12	Teak	600	645	690	640	720	590
					Oak, Ash, Alder	565	605	645	595	665	550
					Cherry, Walnut	610	655	700	650	730	595
					Beech, Pine & r.h.beech	525	565	610	560	640	510
P1613 	2 upholstered sides for arm in 1613	0,80	0,70	1,12		240	280	415	310	415	235
1613 Easy chair 	71 x 80 x 84 28" x 31,5" x 33,25" 48 / 19" 0,480 / 22	2,00	1,65	3,26	Teak	1.920	2.030	2.140	2.070	2.300	1.880
					Oak, Ash, Alder	1.645	1.750	1.860	1.790	2.020	1.610
					Cherry, Walnut	1.930	2.040	2.150	2.080	2.305	1.890
					Beech, Pine & r.h.beech	1.550	1.660	1.770	1.700	1.930	1.515
1613/2 2-seatersofa 	127 x 80 x 84 50" x 31,5" x 33,25" 48 / 19" 0,850 / 27	3,65	3,05	5,39	Teak	2.745	2.945	3.145	2.960	3.330	2.690
					Oak, Ash, Alder	2.400	2.595	2.795	2.605	2.975	2.350
					Cherry, Walnut	2.750	2.950	3.150	2.960	3.335	2.695
					Beech, Pine & r.h.beech	2.290	2.490	2.690	2.500	2.875	2.240
1613/3 3-seatersofa 	182 x 80 x 84 71,75" x 31,5" x 33,25" 48 / 19" 1,230 / 34	4,65	4,50	8,18	Teak	3.490	3.745	4.000	3.910	4.475	3.420
					Oak, Ash, Alder	3.070	3.325	3.575	3.485	4.045	3.010
					Cherry, Walnut	3.480	3.735	3.990	3.900	4.465	3.410
					Beech, Pine & r.h.beech	2.935	3.190	3.445	3.355	3.920	2.880

Cushions: CFC-free

1613: Seat cushion: High resilient polyurethane foam -
Density 38 / 23 kg / m³

1613: Back cushion: High resilient polyurethane foam:
Density 26 / 23 kg / m³

Leg extension max. + 3cm / 1,25" = + 135,-

Leather & fabric price group overview

Group 2

2FRONT	Danish Art Weaving
2SOFT	Danish Art Weaving
Bulford	Danish Art Weaving
Delight	Gabriel
Fame	Gabriel
Natura	Danish Art Weaving
New Suara	Danish Art Weaving
Peru	Danish Art Weaving
Tangent	Danish Art Weaving
Tweed	Danish Art Weaving
Urd Plain	Danish Art Weaving
Urd Strib	Danish Art Weaving
Wales	Danish Art Weaving

Group 4

McNutt	Danish Art Weaving
Mionetta	SCANCOLL

Group 4 + 5%

Glove 2	Kvadrat
---------	---------

www.kvadrat.dk / www.danish-art-weaving.dk /
www.gabriel.dk

Group 3

Ambassador	Danish Art Weaving
Baron	Danish Art Weaving
Bertha	Danish Art Weaving
Boy	Danish Art Weaving
Comfort	GABRIEL
Consul	Danish Art Weaving
Diplomat	Danish Art Weaving
Flora	Danish Art Weaving
Hallingdal	KVADRAT
Holmens	Danish Art Weaving
Lugano	Danish Art Weaving
Lyngvig	Danish Art Weaving
Stenhof	Danish Art Weaving

Group 5

Standard leather	www.asleather.dk
Viking	Sørensen









Group 6

Special leather*	www.asleather.dk
	Sørensen








*Special leather Savanne - minimum 2,33 square metres per colour for each order - if less is ordered please use price group 2 price + 485,-

Seat- and back cushion only for	Fabric / leather required in metres / square metres - fabric width 140 / 150 cm 55,25" / 59,25"			Fabric- and leather price groups						
				2	3	4	5	6	7	
	pattern	plain	Leather	2SOFT Bulford Natura Peru Wales	Comfort Consul Diplomat Hallingdal Lyngvig	McNutt Mionetta	Standard leather	Special leather*	c.o.m	
1230	1,90	1,75	3,72	790	895	1.260	1.000	1.260	775	
1230H	2,50	2,00	5,39	935	1.070	1.650	1.275	1.650	915	
1230AH/2	4,85	3,80	9,30	1.665	1.930	2.835	2.185	2.835	1.630	
1230AH/3	7,10	5,70	11,15	2.390	2.785	3.655	2.875	3.655	2.340	
1230FS	0,80	0,80	1,12	385	425	500	420	500	375	
1230/2	3,05	2,65	5,95	1.155	1.320	1.905	1.495	1.905	1.130	
1230A/2	3,70	3,20	5,95	1.405	1.610	2.090	1.675	2.090	1.375	
1230/3	4,85	4,45	9,48	1.720	1.990	2.930	2.260	2.930	1.685	
1230A/3	5,55	4,70	9,48	2.065	2.375	3.195	2.530	3.195	2.025	
1240	2,05	1,75	3,26	780	885	1.150	920	1.150	760	
1240H	2,20	1,85	5,11	860	985	1.560	1.200	1.560	840	
1240AH/2	3,70	3,50	8,83	1.510	1.715	2.725	2.105	2.725	1.480	
1240AH/3	6,10	5,75	11,15	2.230	2.560	3.600	2.820	3.600	2.185	
1240FS	0,80	0,80	1,40	385	425	555	455	555	375	
1240/2	2,70	2,70	5,95	1.115	1.265	1.905	1.495	1.905	1.095	
1240A/2	3,45	2,95	5,95	1.430	1.620	2.135	1.720	2.135	1.395	
1240/3	4,20	4,10	9,39	1.645	1.875	2.905	2.250	2.905	1.610	
1240A/3	5,05	4,20	9,48	1.915	2.190	3.100	2.435	3.100	1.875	
1210 & 1250	1,90	1,75	3,72	785	895	1.255	995	1.255	770	
1210H & 1250H	2,50	2,00	5,39	935	1.070	1.650	1.275	1.650	915	
1210H/2 & 1250H/2	5,10	4,00	9,76	1.725	2.005	2.955	2.275	2.955	1.690	
1210H/3 & 1250H/3	7,50	6,00	11,71	2.355	2.765	3.685	2.865	3.685	2.305	
1210FS & 1250FS	0,80	0,80	1,40	370	415	490	415	490	365	
1210/2 & 1250/2	3,70	3,05	5,95	1.400	1.605	2.085	1.670	2.085	1.375	
1210/3 & 1250/3	5,55	4,65	9,48	2.020	2.330	3.150	2.490	3.150	1.980	
1220 & 1260	2,05	1,70	3,72	765	875	1.220	955	1.220	745	
1220H & 1260H	2,20	1,85	5,11	875	995	1.575	1.210	1.575	855	
1220H/2 & 1260H/2	4,00	3,90	10,22	1.550	1.765	2.990	2.275	2.990	1.515	
1220H/3 & 1260H/3	6,50	6,10	11,71	2.340	2.690	3.780	2.960	3.780	2.290	
1220FS & 1260FS	0,80	0,80	1,40	370	415	490	415	490	365	
1220/2 & 1260/2	3,50	2,95	5,95	1.315	1.505	2.020	1.605	2.020	1.285	
1220/3 & 1260/3	5,05	4,20	9,39	1.920	2.200	3.085	2.430	3.085	1.880	
1613	2,00	1,65	3,26	895	1.005	1.275	1.045	1.275	875	
1613H	2,40	2,30	5,86	1.160	1.295	1.975	1.565	1.975	1.135	
1613FS	0,80	0,80	1,12	370	415	490	415	490	365	
1613/2	3,65	3,05	5,39	1.525	1.720	2.110	1.735	2.110	1.495	
1613/3	4,65	4,50	8,18	2.070	2.325	3.055	2.490	3.055	2.025	
8479AL & 8474ALK	1,30	1,30	2,61	660	730	995	810	995	645	
8477AH	1,45	1,10	2,05	555	620	800	655	800	545	
8477AL	1,10	1,10	1,68	480	540	665	550	665	465	
8473ALK	1,45	1,10	2,05	530	595	780	630	780	520	
1591	0,75	0,55	0,56	175	200	240	200	240	170	
1592	0,75	0,55	0,84	280	310	370	315	370	275	
1589	0,75	0,55	0,84	270	310	350	295	350	265	



Nest of tables & side tables

Model number	Size in cm / inches Length x width x height Volume in cbm / weight in kg	solid wood / Price			
		Teak	Alder Ash Oak	Walnut Cherry	r.h.beech Pine Beech
8312A Side table 	61 x 43 x 52 / 24,25" x 17" x 20,5" 0,160 / 14	775	645	865	515
8312B 	54 x 43 x 48 / 21,5" x 17" x 19" 0,160 / 13	750	620	825	500
8312C 	48 x 43 x 44 / 19" x 17" x 17,5" 0,160 / 12	685	575	760	465
8312 Nest of tables 	61 x 43 x 52 / 24,25" x 17" x 20,5" 8312A, 8312B, 8312C 0,160 / 27	2.200	1.835	2.435	1.465
8414 Side table w/shelf 	61 x 43 x 52 / 24,25" x 17" x 20,5" 0,160 / 15	925	800	1.065	630
8414B 	54 x 43 x 48 / 21,5" x 17" x 19" 0,160 / 14	905	775	1.025	615
8414C 	48 x 43 x 44 / 19" x 17" x 17,5" 0,160 / 13	830	730	955	580
8314 Nest of tables 	61 x 43 x 52 / 24,25" x 17" x 20,5" 8312A, 8312B, 8414C 0,160 / 27	2.345	1.980	2.635	1.580







Coffee tables & end tables

Model number	Size in cm / inches Length x width x height or diameter x height	solid wood / Price			
		Teak	Alder Ash Oak	Walnut Cherry	r.h.beech Pine Beech
1511A  Sumie slate top	135 x 85 x 50 / 53,25" x 33,5" x 19,75" 5 / 5,6 / 2" / 2,25" 0,200 / 55 - KD	2.450	2.205		1.920
1512A  Sumie slate top with shelf	135 x 85 x 50 / 53,25" x 33,5" x 19,75" 5 / 5,6 / 2" / 2,25" 0,200 / 55 - KD	3.085	2.810		2.325
1511D  Sumie slate top	135 x 85 x 50 / 53,25" x 33,5" x 19,75" 5 / 5,6 / 2" / 2,25" 0,200 / 55 - KD	3.065	2.100		1.455
1512D  Sumie slate top with shelf	135 x 85 x 50 / 53,25" x 33,5" x 19,75" 5 / 5,6 / 2" / 2,25" 0,200 / 55 - KD	3.595	2.630		1.765
1511B  Sumie slate top	85 x 85 x 50 / 33,5" x 33,5" x 19,75" 5 / 5,6 / 2" / 2,25"	2.030	1.840		1.560
1511C	75 x 75 x 50 / 29,75" x 29,75" x 19,75" 5 / 5,6 / 2" / 2,25"	1.920	1.745		1.465
1511H	60 x 60 x 50 / 23,75" x 23,75" x 19,75" 5 / 5,6 / 2" / 2,25" 0,150 / 30 - KD	1.920	1.745		1.465
1512B  Sumie slate top	85 x 85 x 50 / 33,5" x 33,5" x 19,75" 5 / 5,6 / 2" / 2,25"	2.460	2.305		1.870
1512C	75 x 75 x 50 / 29,75" x 29,75" x 19,75" 5 / 5,6 / 2" / 2,25" 0,150 / 30 - KD	2.285	2.120		1.725
1511E  Coffee table	85 x 85 x 50 / 33,5" x 33,5" x 19,75" 5 / 5,6 / 2" / 2,25"	2.230	1.640		1.190
1511F	75 x 75 x 50 / 29,75" x 29,75" x 19,75" 5 / 5,6 / 2" / 2,25"	2.100	1.485		1.105
1511G	60 x 60 x 50 / 23,75" x 23,75" x 19,75" 5 / 5,6 / 2" / 2,25" 0,150 / 30 - KD	1.765	1.435		1.065
1512E  Coffee table	85 x 85 x 50 / 33,5" x 33,5" x 19,75" 5 / 5,6 / 2" / 2,25"	2.635	2.040		1.440
1512F	75 x 75 x 50 / 29,75" x 29,75" x 19,75" 5 / 5,6 / 2" / 2,25" 0,150 / 30 - KD	2.450	1.810		1.310
9256  Oval coffee table	132 x 80 x 51 / 52" x 31,5" x 20,25" 3,2 / 6,4 / 1,25" / 2,75" 0,145 / 43 - KD	1.745	1.555	2.285	1.160
9256S  Oval coffee table	132 x 80 x 51 / 52" x 31,5" x 20,25" 3,2 / 6,4 / 1,25" / 2,75" 0 0,145 / 43 - KD	1.870	1.690	2.435	1.395

Coffee tables & end tables

Model number	Size in cm / inches	solid wood / Price			
		Teak	Alder Ash Oak	Walnut Cherry	r.h.beech Pine Beech
1254- Coffee table w/shelf 1254K- 	3,2 / 1,25"				
	Length x width x height				
	Thickness of top base width				
	Volume in cbm / weight in kg				
	For other sizes please inquire.				
	130 x 70 x 51 / 51,25" x 27,75" x 20,25"	1.535	1.405	2.100	1.025
	120 x 75 x 51 / 47,25" x 29,75" x 20,25"	1.610	1.570	2.125	1.080
	100 x 70 x 51 / 39,5" x 27,75" x 20,25"	1.320	1.200	1.760	905
	85 x 85 x 51 / 33,5" x 33,5" x 20,25"	1.395	1.385	1.840	975
	75 x 75 x 51 / 29,75" x 29,75" x 20,25"	1.270	1.220	1.595	885
1253- Coffee table 1253K- 	3,2 / 1,25"				
	Length x width x height				
	Thickness of top base width				
	Volume in cbm / weight in kg				
	For other sizes please inquire.				
	130 x 70 x 51 / 51,25" x 27,75" x 20,25"	1.220	1.090	1.645	795
	120 x 75 x 51 / 47,25" x 29,75" x 20,25"	1.250	1.080	1.625	790
	100 x 70 x 51 / 39,5" x 27,75" x 20,25"	1.055	945	1.395	710
	85 x 85 x 51 / 33,5" x 33,5" x 20,25"	1.065	955	1.410	715
	75 x 75 x 51 / 29,75" x 29,75" x 20,25"	990	850	1.235	650

Coffee tables & end tables

Model number	Size in cm / inches	solid wood / Price			
		Teak	Alder Ash Oak	Walnut Cherry	r.h.beech Pine Beech
9255 Round coffee table 	Ø 102 x 51 / 40,25" x 20,25"	1.830	1.565	2.300	1.175
	3,2 / 6,4 / 1,25" / 2,75" 0,150 / 38 - KD				
9256E End table 	75 x 75 x 51 / 29,75" x 29,75" x 20,25"	1.370	1.120	1.560	905
	3,2 / 4,3 / 1,25" / 1,75" 0,080 / 17 - KD				
9257 Oval coffee table 	100 x 70 x 51 / 39,5" x 27,75" x 20,25"	1.435	1.215	1.715	965
	3,2 / 4,3 / 1,25" / 1,75" 0,130 / 27 - KD				
9258 Coffee table 9258K 	130 x 70 x 51 / 51,25" x 27,75" x 20,25"	1.490	1.355	1.930	1.000
	3,2 / 1,25" 0,130 / 27 - KD				
9258S 	130 x 70 x 51 / 51,25" x 27,75" x 20,25"	1.650	1.515	2.095	1.175
	3,2 / 1,25" 0 0,130 / 27 - KD				
9258E End table 9258EK 	70 x 70 x 51 / 27,75" x 27,75" x 20,25"	1.095	1.000	1.365	780
	3,2 / 1,25" 0,075 / 18 - KD				



Kurt Østervig:
1912 – 1986. Furniture architect. Kurt Østervig has worked with many of the big furniture factories throughout Scandinavia. Today some of his designs are manufactured by dyrlund.

In the 60's one of Kurt Østervig's designs was accepted for exhibition at the Museum of Modern Art in New York.

Kurt Østervig qualified as a ship building engineer at Odense Stålskibsværk, which soon led to his employment as a furniture designer at E. Knudsen's Design Studio in Odense, one of the leading companies in furniture design during the 30s and the 40s. In 1947 Kurt Østervig established his own design studio.

Kurt Østervig Designs

20 mm / 0,75" solid wood.

Model number	0179-1* Sideboard	0179-2* Wall hanging cabinet	0179-3* Sideboard	0178-2 Wall hanging cabinet	0180-1 Cabinet
Delivered assembled					
* =Wall hanging model: delivered w.board for wall hanging, but no screws / hardware enclosed					
Size in cm / inches Width x depth x height	179 x 50 x 85 70,5" x 19,75" x 33,5" with sliding doors 2 w ooden shelves adj. 2 Partitions right: 4 cutlery trays with black felt on w ooden runners	179 x 50 x 50 70,5" x 19,75" x 19,75" with sliding doors 2 w ooden shelves adj. 2 Partitions right: 4 cutlery trays with black felt on w ooden runners	179 x 50 x 58 70,5" x 19,75" x 23" with sliding doors 2 w ooden shelves adj. 2 Partitions right: 4 cutlery trays with black felt on w ooden runners	179 x 35 x 50 70,5" x 14" x 19,75" with sliding doors 2 w ooden shelves adj. 1 Partition alternatively available with 8 mm glass shelf without w ooden edge	90 x 40 x 130 35,5" x 15,75" x 51,25" 2 w ooden shelves adj.
Volume in cbm / Weight in kg	0,821 / 50	0,512 / 50	0,512 / 50	0,367 / 50	0,512 / 50
Oak	3.955	3.600	3.835	2.070	3.810

classic & Captain's Bar

classic: The front frames in 42 x 65 mm / 1,75" x 2,5" softly rounded solid wood. Veneered tambour doors and body.

Model number	7712 Captain's Bar	7865 classic Sideboard	7896 classic China cabinet
Delivered assembled			
Size in cm / inches Width x depth x height	58 x 45 x 90 23" x 17,75" x 35,5" open: 179 x 29 x 88 70,5" x 11,5" x 34,75" veneered	190 x 49 x 77 75" x 19,5" x 30,5" left: 1 wooden shelf adjustable middle: 5 drawers right: 2 wooden shelves adjustable veneered	100 x 36 x 180 39,5" x 14,25" x 71" upper part: with halogen light 3 glass shelves adj. lower part: 1 wooden shelf adjustable veneered
Volume in cbm / Weight in kg	0,300 / 55	0,852 / 98	0,800 / 80
Teak	3.055	3.025	3.065
Oak, r.h.beech	3.015		
Cherry	3.055		



CD19B-1150
CD19A-1150

CD- & DVD holder

CD19A-1150	CD19B-1150
29 x 20 x 114	29 x 20 x 115
11,5" x 8" x 45"	11,5" x 8" x 45,5"

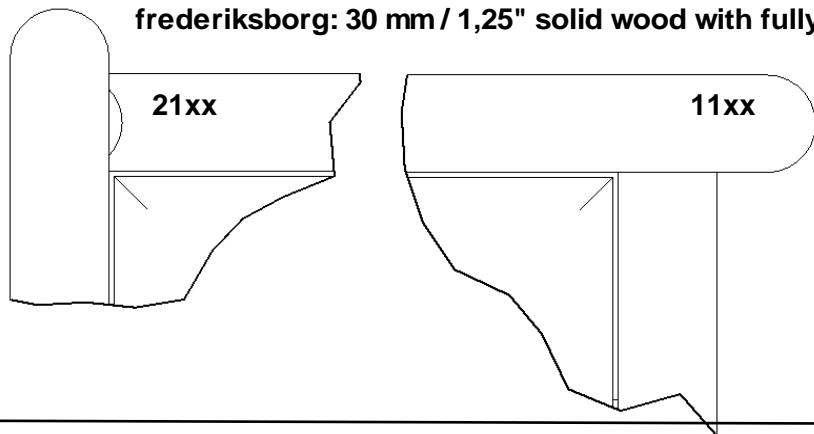
Teak	675	675
Oak, Ash, Alder	715	715
Cherry, Walnut	940	940
Beech, Pine & r.h.beech	530	530

Model number	5152Z Secretaire	5252K Secretaire	5152 & 5252K & 5942 Extra charge for leather writing pad = +200
Delivered assembled			
Size in cm / inches Width x depth x height	79 x 46 x 100 31,25" x 18,25" x 39,5" 1 w ooden shelf adjustable w ooden w riting surface 5152PCZ = Version without small drawers above please note: sharp edges 30 mm / 1,25" solid wood	79 x 46 x 100 31,25" x 18,25" x 39,5" 1 w ooden shelf adjustable w ooden w riting surface without small drawers above profile 5 degree edge. 30 mm / 1,25" solid wood	All secretaires are equipped with lock and groove for cable that permanent storage of laptop is possible.
Volume in cbm / Weight in kg	0,445 / 50	0,445 / 50	
Teak	3.725	4.080	3.715
Oak, Ash, Alder	3.495	3.730	3.360
Cherry, Walnut	4.845	5.200	4.780
Beech, Pine & r.h.beech	2.670	2.830	2.535

5252K alternatively available with recessed handles as 5152Z at +35 - please specify clearly

laptop desk			
78 x 49,5 / 81,5 x 85 30,75" x 19,5 / 32,25" x 33,5" with w ooden pull out w riting surface with drawer 1 w ooden shelf adjustable w ooden w riting surface 25 mm / 1" thickness			
please note: sharp edges		profile 5 degree edge.	
0,380 / 30		0,380 / 30	
veneered blk 5942V	solid w ood 5942M	veneered blk 5942VK	solid w ood 5942K
1.805	2.535	1.805	2.535
	2.330		2.330
	3.310		3.310
	1.665		1.665

frederiksborg: 30 mm / 1,25" solid wood with fully rounded edge.



rosenborg: 25 mm / 1" veneered block board with rounded edge. Optional solid 25 mm top board - see page 35



common features of frederiksborg & rosenborg

All cabinets are delivered assembled unless -KD stated behind weight.

All base cabinets are delivered with levellers.

Doors are with softclose fittings.

All drawers are made of solid wood with softclose and full extension slides. Inside drawers in the same wood as the model ordered.

Back panels are veneered on both sides.

Halogen spots are recessed into the top board and transformer is enclosed with foot switch.

Glass shelves are delivered with a wooden front edge.

All doors except 1152S, 5252K and 5152Z secretaries are framed doors with nicely detailed panels and recessed handles.

Alternatively we now also offer a plain solid door with recessed handles at same price except from wardrobe doors. Please state "with plain door" clearly when ordering - if not stated we shall deliver the framed door.

Please contact us for special requirements that we can make a quotation.

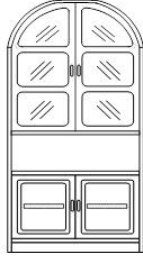
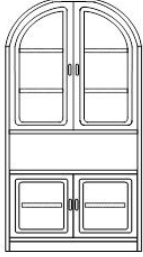

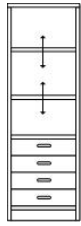
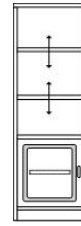

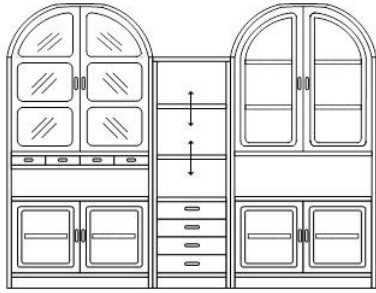
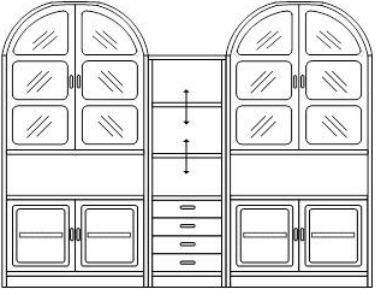
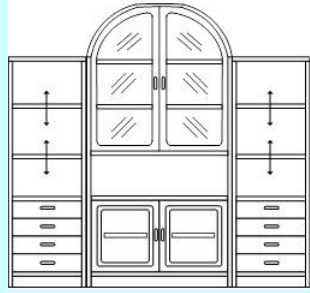
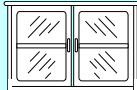
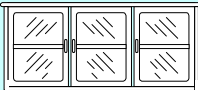





Extra charge: - solid

1/1 Inside shelf- Teak	310
1/1 Inside shelf- Oak, Ash, Alder	310
1/1 Inside shelf- Cherry, Walnut,	435
1/1 Inside shelf- Beech, Pine & r.h.beech	200
1/2 Inside shelf- Teak	200
1/2 Inside shelf- Oak, Ash, Alder	180
1/2 Inside shelf- Cherry, Walnut	250
1/2 Inside shelf- Beech, Pine & r.h.beech	130
upgrade halogen to LED light price per spot +	35

new alternative with plain solid doors - when ordering please clearly specify!



30 mm / 1,25" solid wood - also inside shelves. Drawers on telescopic runners and glass shelves with wooden front edge. Doors and drawers with softclose.

Model number	1190M China cabinet	1191M Cabinet	1194M China cabinet	1192M Bookcase	1197M Bookcase	1195M Set of drawers	
Delivered assembled							
Size in cm / inches Width x depth x height	103 x 40 x 202 40,75" x 15,75" x 79,75"	103 x 40 x 202 40,75" x 15,75" x 79,75"	103 x 40 x 200 40,75" x 15,75" x 78,75"	55 x 40 x 164 21,75" x 15,75" x 64,75"	55 x 40 x 164 21,75" x 15,75" x 64,75"	on 1 w ooden shelf for: 1190M, 1191M, 1194M	
Volume in cbm / Weight in kg	0,945 / 120	0,945 / 120	0,945 / 120	0,425 / 60	0,425 / 60		
Teak	6.435	6.660	6.435	3.745	2.820	965	
Oak, Ash, Alder	5.700	5.965	5.620	3.495	2.560	840	
Cherry, Walnut	7.885	8.405	7.790	4.800	3.700	1.350	
Beech, Pine & r.h.beech	4.390	4.380	4.265	2.625	1.835	560	
Model number	A Wall unit		B Wall unit		C Wall unit		
Delivered assembled							
Size in cm / inches Width x depth x height	261 x 40 x 202 103" x 15,75" x 79,25" 1 x 1190M, 1 x 1195M, 1 x 1192M, 1 x 1191M		261 x 40 x 202 103" x 15,75" x 79,25" 2 x 1190M, 1 x 1192M		213 x 40 x 202 84" x 15,75" x 79,25" 1 x 1194M, 2 x 1192M		
Teak	17.805		16.615		13.925		
Oak, Ash, Alder	16.000		14.895		12.610		
Cherry, Walnut	22.440		20.570		17.390		
Beech, Pine & r.h.beech	11.955		11.405		9.515		
Model number	1187M Wall hanging cabinet	1188M Wall hanging cabinet	1152M Secrétaire		1156M Secrétaire	1152S Secrétaire	
Delivered assembled							
Size in cm / inches Width x depth x height	112 x 38 / 35,5 x 69 44,25" x 15 / 14" x 27,25"	163 x 38 / 35,5 x 69 64,25" x 15 / 14" x 27,25"	79 x 46 x 100 31,25" x 18,25" x 39,5"		79 x 46 x 100 31,25" x 18,25" x 39,5"	79 x 46 x 100 31,25" x 18,25" x 39,5"	
Volume in cbm / Weight in kg	0,315 / 40	0,454 / 60	0,445 / 50		0,445 / 70	0,445 / 50	
Teak	2.275	3.045	1152PCM 3.920 1152M 4.280		1156PCM 4.660 1156M 5.015	1152PCS 3.725 1152S 4.080	
Oak, Ash, Alder	2.110	2.865	3.670 3.905		4.470 4.705	3.495 3.730	
Cherry, Walnut	2.960	4.025	5.045 5.400		5.985 6.340	4.845 5.200	
Beech, Pine & r.h.beech	1.595	2.225	2.885 3.045		3.465 3.625	2.670 2.830	
1176M wall shelf 1176KM rounded in front and sides 			delivered without plugs/screws but with wall hanging fittings.			30 mm / 1,25" solid wood.	
			214 x 21 x 3 / 84,5" x 8,5" x 1,25"			550	425
			163 x 21 x 3 / 64,25" x 8,5" x 1,25"			425	330
			112 x 21 x 3 / 44,25" x 8,5" x 1,25"			270	245
			49 x 21 x 3 / 19,5" x 8,5" x 1,25"			170	155
						640	320
						480	240
						355	185
						210	130
1177M wall shelf 1177KM rounded in front and sides 			delivered without plugs/screws but with wall hanging fittings.			30 mm / 1,25" solid wood.	
			214 x 24 x 21 / 84,5" x 9,5" x 8,5"			1.035	785
			163 x 24 x 21 / 64,25" x 9,5" x 8,5"			805	585
			112 x 24 x 21 / 44,25" x 9,5" x 8,5"			500	450
			49 x 24 x 21 / 19,5" x 9,5" x 8,5"			315	280
						1.210	580
						910	425
						675	340
						390	230

TV cabinets - see page (42-43)

Cabinets with this colour background have glass doors without window bars.

frederiksborg

Last figure of model number (-35 = 14" / 35,5 = 14" / 49 = 19,5" / 49,5 = 19,5") indicates shelf/rail/cabinet depth.

Rails L/M/R & SL/ SR*		*Rails S - on S-side drilled as rail with depth: 35,5 / 14"					
Model number		234-72	218-72	202-72	235-72	219-72	203-72
		234-53	218-53	202-53	235-53	219-53	203-53
Height		234 / 92,25"	218 / 86"	202 / 79,75"	234 / 92,25"	218 / 86"	202 / 79,75"
Depth top		35,5 / 14"			26,5 / 10,5"		
Depth base		49,5 / 19,5"			35,5 / 14"		
	-72	Rails for base cabinets height 72 cm / 28,5"					
	-53	Rails for base cabinets height 53 cm / 21"					
Teak		875	830	785	790	750	675
Oak, Ash, Alder		675	640	605	605	575	515
Cherry, Walnut		1.040	985	930	940	880	800
Beech, Pine & r.h.beech		445	425	405	405	380	340

Rails L/M/R								
Model number		234-35,5	218-35,5	202-35,5	165-35,5	69-35,5	50-35,5	
Height		234 / 92,25"	218 / 86"	202 / 79,75"	165 / 65"	69 / 27,25"	50 / 19,75"	
Teak		790	750	675	590	270	230	
Oak, Ash, Coffee table		605	575	515	435	270	230	
Cherry, Walnut		940	880	800	670	340	275	
Beech, Pine & r.h.beech		405	380	340	290	165	145	
Model number		74-49,5	55-49,5	74-35,5	55-35,5	149-35,5	69-49,5	50-49,5
Height		74 / 29,25"	55 / 21,75"	74 / 29,25"	55 / 21,75"	149 / 58,75"	69 / 27,25"	50 / 19,75"
Teak		350	300	270	230	590	350	300
Oak, Ash, Bed		300	250	235	195	435	350	300
Cherry, Walnut		455	365	340	275	670	455	365
Beech, Pine & r.h.beech		210	175	170	150	290	210	175
Model number		234-26,5	218-26,5	202-26,5	149-26,5	165-26,5	74-26,5	55-26,5
Height		234 / 92,25"	218 / 86"	202 / 79,75"	149 / 58,75"	165 / 65"	74 / 29,25"	55 / 21,75"
Teak		615	580	525	340	460	220	185
Oak, Ash, Bookcase		475	455	395	295	340	185	155
Cherry, Walnut		725	680	615	470	520	270	220
Beech, Pine & r.h.beech		325	310	265	205	230	135	120

Model number	Base shelf - Height 11 / 4,5"			Shelf / Top board - Height 3 / 1,25"			Shelf in front of back panel - Height 3 / 1,25"		
	303-26	303-35	303-49	309-26	309-35	309-49	309-24,5	309-33,5	309-47,5
Width	151 / 59,5"			151 / 59,5"			151 / 59,5"		
Teak	595	690	830	365	460	605	365	460	605
Oak, Ash, Alder	530	615	740	330	410	535	330	410	535
Cherry, Walnut	765	905	1.105	495	630	835	495	630	835
Beech, Pine & r.h.beech	370	425	500	230	280	350	230	280	350
Model number	304-26	304-35	304-49	310-26	310-35	310-49	310-24,5	310-33,5	310-47,5
Width	100 / 39,5"			100 / 39,5"			100 / 39,5"		
Teak	425	485	600	250	310	420	250	310	420
Oak, Ash, Alder	390	470	550	230	310	390	230	310	390
Cherry, Walnut	555	650	805	340	435	595	340	435	595
Beech, Pine & r.h.beech	280	320	385	165	200	265	165	200	265
Model number	305-26	305-35	305-49	311-26	311-35	311-49	311-24,5	311-33,5	311-47,5
Width	49 / 19,5"			49 / 19,5"			49 / 19,5"		
Teak	290	335	410	155	200	275	155	200	275
Oak, Ash, Alder	260	300	365	140	180	245	140	200	245
Cherry, Walnut	355	410	505	200	250	350	200	250	350
Beech, Pine & r.h.beech	200	220	270	105	130	180	105	130	180

Cabinets F40, F43, F45, F48, F50, F53, F55, F58, F60, F63, F65, F68 with halogen light and glass shelves with wooden front edge.

Cabinets F40, F45, F50, F55, F60, F65 glass doors without window bars.

Cabinets F43, F48, F53, F58, F63, F68 with window bars

30 mm / 1,25" solid wood - also inside shelves. Drawers on telescopic runners and glass shelves with wooden front edge. Doors and drawers with softclose.

Last figure of model number (-35 = 14" / 35,5 = 14" / 49 = 19,5" / 49,5 = 19,5") indicates shelf/rail/cabinet depth.

Model number	F10-49	F10-35	F13-49	F13-35	F14-49	F14-35	F15-49	F15-35	F16-49	F16-35
Delivered assembled										
CD- & DVD holder - See page 42										
Size in cm / inches	100 x 49 x 72		100 x 49 x 72		49 x 49 x 72		49 x 49 x 72		49 x 49 x 72	
Width x depth x height	39,5" x 19,5" x 28,5"		39,5" x 19,5" x 28,5"		19,5" x 19,5" x 28,5"		19,5" x 19,5" x 28,5"		19,5" x 19,5" x 28,5"	
Teak	2.495	2.110	2.870	2.585	1.620	1.350	2.185	1.975	2.350	2.140
Oak, Ash, Alder	2.420	2.030	2.910	2.605	1.560	1.280	2.175	1.940	2.250	2.110
Cherry, Walnut	3.395	2.775	3.920	3.440	2.140	1.710	2.835	2.485	2.860	2.655
Beech, Pine & r.h.beech	1.740	1.500	2.150	1.960	1.140	965	1.660	1.515	1.765	1.675
Model number	F20-49	F20-35	F23-49	F23-35	F24-49	F24-35	F25-49	F25-35	F26-49	F26-35
Delivered assembled										
CD- & DVD holder - See page 42										
Size in cm / inches	100 x 49 x 53		100 x 49 x 53		100 x 49 x 53		49 x 49 x 53		49 x 49 x 53	
Width x depth x height	39,5" x 19,5" x 21"		39,5" x 19,5" x 21"		39,5" x 19,5" x 21"		19,5" x 19,5" x 21"		19,5" x 19,5" x 21"	
Teak	1.900	1.655	2.270	2.025	2.190	1.850	1.235	1.170	1.705	1.640
Oak, Ash, Alder	1.835	1.600	2.270	2.030	2.130	1.810	1.185	1.015	1.670	1.500
Cherry, Walnut	2.510	2.140	3.075	2.705	3.010	2.505	1.580	1.330	2.180	1.925
Beech, Pine & r.h.beech	1.360	1.215	1.670	1.525	1.520	1.325	895	815	1.280	1.175
Model number	F27-49	F27-35	F30-49	F30-35	F40-35	F42-35	F43-35			
Delivered assembled										
Size in cm / inches	49 x 49 x 53		151 x 49 x 53		100 x 35 x 67		100 x 35 x 67			
Width x depth x height	19,5" x 19,5" x 21"		59,5" x 19,5" x 21"		39,5" x 14" x 26,5"		39,5" x 14" x 26,5"			
Teak	2.205	2.140	3.080	2.590	1.650	1.955	1.705			
Oak, Ash, Alder	2.180	2.015	2.900	2.460	1.595	1.910	1.635			
Cherry, Walnut	2.830	2.585	4.130	3.420	2.270	2.615	2.380			
Beech, Pine & r.h.beech	1.670	1.560	2.060	1.790	1.295	1.410	1.385			
Model number	F45-35	F47-35	F48-35	F50-35	F52-35					
Delivered assembled										
Size in cm / inches	49 x 35 x 67		49 x 35 x 67		100 x 35 x 99		100 x 35 x 99			
Width x depth x height	19,5" x 14" x 26,5"		19,5" x 14" x 26,5"		39,5" x 14" x 39"		39,5" x 14" x 39"			
Teak	1.185	1.320	1.235	2.000	2.495					
Oak, Ash, Alder	1.115	1.255	1.155	1.990	2.465					
Cherry, Walnut	1.560	1.715	1.595	3.050	3.430					
Beech, Pine & r.h.beech	940	935	970	1.655	1.775					
Model number	F53-35	F55-35	F57-35	F58-35	F60-35					
Delivered assembled										
Size in cm / inches	100 x 35 x 99		49 x 35 x 99		100 x 35 x 131		100 x 35 x 131			
Width x depth x height	39,5" x 14" x 39"		19,5" x 14" x 39"		39,5" x 14" x 39"		39,5" x 14" x 51,75"			
Teak	2.100	1.400	1.650	1.460	2.375					
Oak, Ash, Alder	2.085	1.385	1.605	1.440	2.375					
Cherry, Walnut	3.175	2.045	2.215	2.100	3.700					
Beech, Pine & r.h.beech	1.745	1.170	1.160	1.210	1.955					
Model number	F62-35	F63-35	F65-35	F67-35	F68-35					
Delivered assembled										
Size in cm / inches	100 x 35 x 131		49 x 35 x 131		49 x 35 x 131		49 x 35 x 131			
Width x depth x height	39,5" x 14" x 51,75"		39,5" x 14" x 51,75"		19,5" x 14" x 51,75"		19,5" x 14" x 51,75"			
Teak	3.065	2.510	1.690	2.000	1.735					
Oak, Ash, Alder	3.025	2.490	1.675	1.950	1.735					
Cherry, Walnut	4.270	3.855	2.490	2.715	2.565					
Beech, Pine & r.h.beech	2.150	2.060	1.390	1.390	1.440					

Extra charge:

Shortening of rails, shelves and tops in depth / width / height per model

+ 135,-

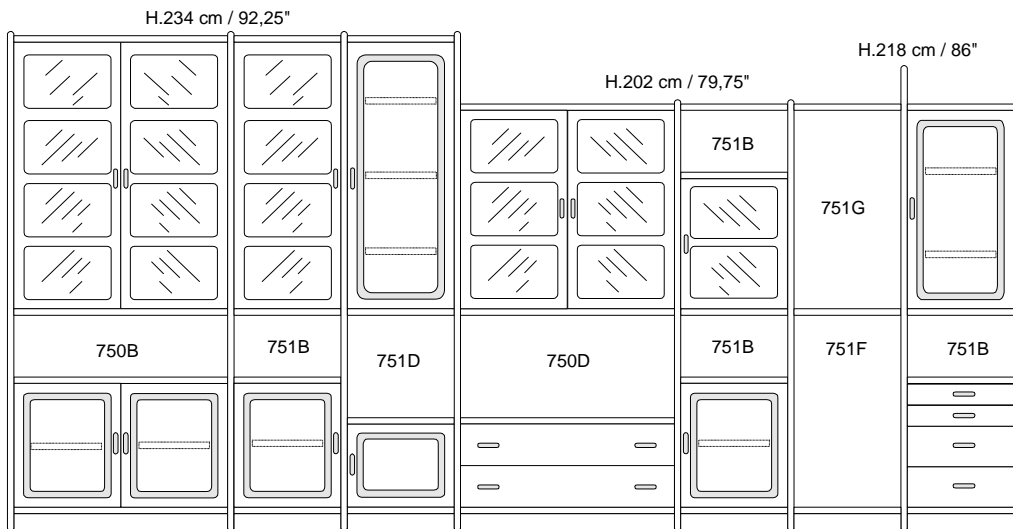
Back panels - see page 25

For other sizes please inquire.

30 mm / 1,25" solid wood - also inside shelves. Drawers on telescopic runners and glass shelves with wooden front edge. Doors and drawers with softclose.

Last figure of model number (-35 = 14" / 35,5 = 14" / 49 = 19,5" / 49,5 = 19,5") indicates shelf/rail/cabinet depth.

Model number	Top board		Top board		Top board		Top board		Top board			
Size in cm / inches	80A-38 61 x 38	80A 61 x 54	80B-38 112 x 38	80B 112 x 54	80C-38 165 x 38	80C 165 x 54	80D-38 217 x 38	80D 217 x 54	80E-38 268 x 38	80E 268 x 54		
Width x depth x height	24,25" x 15"	24,25" x 21,5"	44,25" x 15"	44,25" x 21,5"	65" x 15"	65" x 21,5"	85,5" x 15"	85,5" x 21,5"	105,75" x 15"	105,75" x 21,5"		
Teak	505	600	655	800	910	1.125	1.220	1.500	1.485	1.805		
Oak, Ash, Alder	410	490	505	630	670	850	895	1.130	860	1.100		
Cherry, Walnut	595	700	780	940	1.065	1.295	1.400	1.705	1.805	2.170		
Beech, Pine & r.h.beech	310	365	370	440	470	570	625	760	810	975		
Model number	Top board*		Top board*		<p>IMPORTANT: when using through going tops - please deduct price of shelf / top board 310 / 311 (page 22) from each base cabinet</p> <p>* = top boards will always be provided with add-ons (visible joint) if longer than 269 cm / 106" for longer top boards please inquire for price.</p>				92	Supporting rail for end shelf		
Size in cm / inches	80F-38 320 x 38	80F 320 x 54	80G-38 371 x 38	80G 371 x 54								
Width x depth x height	126" x 15"	126" x 21,5"	146,25" x 15"	146,25" x 21,5"								
Teak	1.900	2.300	2.090	2.550								
Oak, Ash, Alder	1.455	1.805	1.525	1.920								
Cherry, Walnut	2.270	2.700	2.410	2.910								
Beech, Pine & r.h.beech	1.035	1.225	1.055	1.265								
									H. 165			
									H. 65"			
										385		
										275		
										435		
										180		
Model number	90	End shelf	91	End shelf	F101	Base cabinet for inside corner	F102	Base cabinet for inside corner	<p>Corner depth: 84 / 33,25"</p> <p>depth: 96 / 38"</p> <p>width: 49 / 19,5"</p> <p>depth: 49 / 19,5"</p>			
Size in cm / inches		107 x 35 x 3		159 x 35 x 3		49 x 96 x 72		49 x 96 x 53				
Width x depth x height		42,25" x 14" x 1,25"		62,75" x 14" x 1,25"		19,5" x 38" x 28,5"		19,5" x 38" x 21"				
Teak		355		465		4.170		3.175				
Oak, Ash, Alder		320		430		3.665		2.800				
Cherry, Walnut		475		660		5.420		4.075				
Beech, Pine & r.h.beech		245		295		2.535		2.000				
Model number	104	Shelf for inside corner	105	Shelf for inside corner	103	Base shelf for inside corner	100A	Inside corner complete	100B	Inside corner complete		
Size in cm / inches		49 x 49 x 3		35 x 3		49 x 49 x 11		1 x F101		1 x F102		
Width x depth x height		19,5" x 19,5" x 1,25"		14" x 1,25"		19,5" x 19,5" x 4,5"		4 x 105		4 x 105		
Teak		830		830		1.480		7.490		6.495		
Oak, Ash, Alder		730		730		1.215		6.585		5.720		
Cherry, Walnut		1.140		1.140		1.845		9.980		8.635		
Beech, Pine & r.h.beech		470		470		820		4.415		3.880		
Model number	100E/L 100E/R	End shelves complete	97-49	End shelf with base	97-35	End shelf with base	98-49	End shelf	98-35	End shelf		
Size in cm / inches				49 x 11		35 x 11		49 x 3		35 x 3		
Width x depth x height				19,5" x 4,5"		14" x 4,5"		19,5" x 1,25"		14" x 1,25"		
Teak		2.230		880		800		275		200		
Oak, Ash, Alder		1.895		685		620		245		180		
Cherry, Walnut		3.215		1.435		910		350		270		
Beech, Pine & r.h.beech		1.560		640		455		180		140		



Back panels W. x H.	All woods	Back panels W. x H.	All woods
750B: 100 x 28,9 / 39,5" x 11,5"	180	751B: 49 x 28,9 / 19,5" x 11,5"	90
750C: 100 x 38,5 / 39,5" x 15,25"	210	751C: 49 x 38,5 / 19,5" x 15,25"	105
750D: 100 x 48,2 / 39,5" x 19"	225	751D: 49 x 48,1 / 19,5" x 19"	115
750E: 100 x 80,2 / 39,5" x 31,75"	245	751E: 49 x 80,2 / 19,5" x 31,75"	125
750F: 100 x 89,7 / 39,5" x 35,5"	260	751F: 49 x 89,7 / 19,5" x 35,5"	130
750G: 100 x 92,9 / 39,5" x 36,75"	260	751G: 49 x 92,9 / 19,5" x 36,75"	130

K1 Wall unit - Catalogue page 21

Width x depth x height: 268 x 54 x 218 cm / 105,75" x 21,5" x 86"

Quantity Model number

- 1 50-49,5L RAIL
- 2 50-49,5M RAIL
- 1 50-49,5R RAIL
- 1 F25-49L ½ BASE CABINET
- 1 F24-49 BASE CABINET
- 1 F20-49 BASE CABINET
- 2 310-49 SHELF / TOP BOARD
- 1 311-49 SHELF / TOP BOARD
- 1 80E TOP 268 CM
- 1 165-35,5L RAIL
- 2 165-35,5M RAIL
- 1 165-35,5R RAIL
- 1 F67-35L ½ UPPER CABINET
- 3 310-35 SHELF
- 1 F60-35 UPPER CABINET



	Teak	Oak, Ash, Alder	Cherry, Walnut	Beech, Pine & r.h.beech
	14.880	13.420	19.590	9.845

K14 Wall unit

Width x depth x height: 261x 49,5 x 202 cm / 103" x 19,5" x 79,75"

Quantity Model number

- 1 202-72L RAIL
- 1 F14-49L ½ BASE CABINET
- 1 F55-35L ½ UPPER CABINET
- 1 202-72M RAIL
- 1 F24-49 BASE CABINET
- 3 310-35 SHELF
- 1 202-72M RAIL
- 1 F10-49 BASE CABINET
- 1 F52-35 UPPER CABINET
- 1 202-72R RAIL



	Teak	Oak, Ash, Alder	Cherry, Walnut	Beech, Pine & r.h.beech
	14.270	13.310	19.045	9.565

new alternative with plain solid doors - when ordering please clearly specify!

K2 Wall unit - Catalogue page 24

Width x depth x height: 261 x 49,5 x 202 cm / 103" x 19,5" x 79,75"

Quantity Model number

- 1 202-72L RAIL
- 1 F14-49L ½ BASE CABINET
- 1 F57-35L ½ UPPER CABINET
- 1 202-72M RAIL
- 1 F24-49 BASE CABINET
- 3 310-35 SHELF
- 1 202-72M RAIL
- 1 F10-49 BASE CABINET
- 1 F50-35 UPPER CABINET
- 1 202-72R RAIL



	Teak	Oak, Ash, Alder	Cherry, Walnut	Beech, Pine & r.h.beech
	14.025	13.055	18.835	9.435

K3 Wall unit - Catalogue page 26

Width x depth x height: 413 x 49,5 x 202 cm / 162,75" x 19,5" x 79,75"

Quantity Model number

- 1 202-72L RAIL
- 1 F10-49 BASE CABINET
- 1 F53-35 UPPER CABINET
- 1 202-72M RAIL
- 1 F15-49 ½ BASE CABINET
- 4 311-35 SHELF
- 1 202-72M RAIL
- 1 F20-49 BASE CABINET
- 1 F43-35 UPPER CABINET
- 1 310-35 SHELF
- 1 202-72M RAIL
- 1 F10-49 BASE CABINET
- 1 F52-35 UPPER CABINET
- 1 202-72M RAIL
- 1 97-49R BASE SHELF
- 2 98-49R SHELF
- 4 98-35R SHELF



	Teak	Oak, Ash, Alder	Cherry, Walnut	Beech, Pine & r.h.beech
	22.640	20.985	30.420	15.710

K4 Wall unit - Catalogue page 28-29

Width x depth x height: 313 x 35,5/49,5 x 234 cm / 123,25" x 14" / 19,5" x 92,25"

Quantity Model number

- 1 234-35,5L RAIL
- 1 F20-35 BASE CABINET
- 1 F60-35 UPPER CABINET
- 1 310-35 SHELF
- 1 234-53SL RAIL
- 1 305-49 BASE SHELF
- 2 311-49 SHELF
- 5 311-35 SHELF
- 1 234-53M RAIL
- 1 F24-49 BASE CABINET
- 4 310-35 SHELF
- 1 234-53SR RAIL
- 1 F25-35R ½ BASE CABINET
- 1 F67-35R ½ UPPER CABINET
- 1 311-35 SHELF
- 1 234-35,5R RAIL



	Teak	Oak, Ash, Alder	Cherry, Walnut	Beech, Pine & r.h.beech
	17.305	15.790	22.775	11.450

K5 Wall unit

Width x depth x height: 364 x 49,5 x 202 cm / 143,5" x 19,5" x 79,75"

Quantity	Model number
1	202-72L RAIL
1	F10-49 BASE CABINET
1	F50-35 UPPER CABINET
1	202-72M RAIL
1	F15-49 ½ BASE CABINET
4	311-35 SHELF
1	202-72M RAIL
1	F20-49 BASE CABINET
1	F40-35 UPPER CABINET
1	310-35 SHELF
1	202-72M RAIL
1	F10-49 BASE CABINET
1	F52-35 UPPER CABINET
1	202-72R RAIL



	Teak	Oak, Ash, Alder	Cherry, Walnut	Beech, Pine & r.h.beech
	20.255	18.955	26.970	13.970

K15 Wall unit

Width x depth x height: 261x49,5 x 202 cm / 103" x 19,5" x 79,75"

Quantity	Model number
1	202-53L RAIL
1	305-49 BASE SHELF
2	311-49 SHELF
4	311-35 SHELF
1	202-53M RAIL
1	F30-49 1½ BASE CABINET
2	309-35 SHELF
1	202-53M RAIL
1	F25-49R ½ BASE CABINET
1	F55-35R ½ UPPER CABINET
1	202-53R RAIL



	Teak	Oak, Ash, Alder	Cherry, Walnut	Beech, Pine & r.h.beech
	11.535	10.245	14.700	7.455

K11 Wall unit - Catalogue page 25

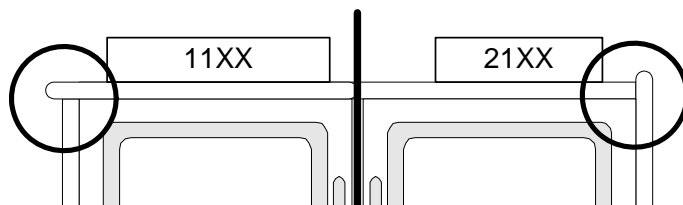
Width x depth x height: 415 x 35,5 x 218 cm / 163,5" x 14" x 86"

Quantity	Model number
1	218-35,5L RAIL
1	304-35 BASE SHELF
6	310-35 SHELF
1	218-35,5M RAIL
4	310-35 SHELF
1	218-35,5M RAIL
1	304-35 BASE SHELF
6	310-35 SHELF
1	218-35,5M RAIL
1	304-35 BASE SHELF
6	310-35 SHELF
1	218-35,5R RAIL
















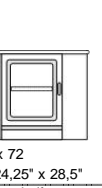



	Teak	Oak, Ash, Alder	Cherry, Walnut	Beech, Pine & r.h.beech
	12.025	11.105	15.920	7.260

new alternative with plain solid doors - when ordering please clearly specify!

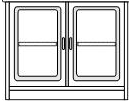

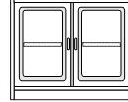

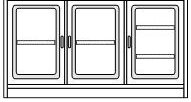
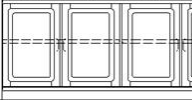
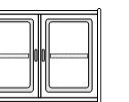
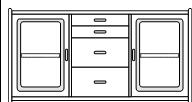
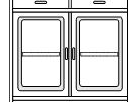

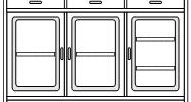
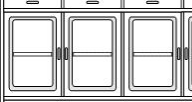
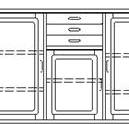
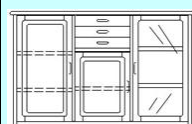



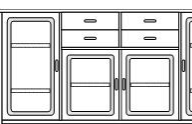
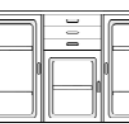


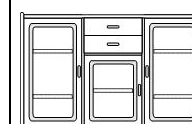
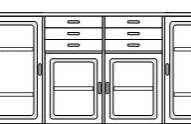
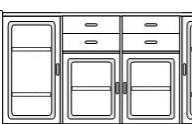
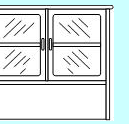
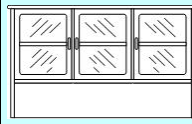


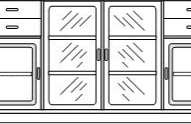
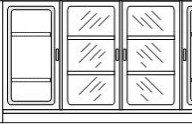


30 mm / 1,25" solid wood - also inside shelves. Drawers on telescopic runners and glass shelves with wooden front edge. Doors and drawers with softclose.

Model number	1181M China cabinet	1182M China cabinet	1183M China cabinet	1184M China cabinet	1185M China cabinet	1186M China cabinet
						
Delivered assembled						
Size in cm / inches	112 x 38 / 35,5 x 200	112 x 38 / 35,5 x 200	112 x 38 / 35,5 x 200	112 x 38 / 35,5 x 200	163 x 38 / 35,5 x 200	163 x 38 / 35,5 x 200
Width x depth x height	44,25" x 15 / 14" x 78,75"	44,25" x 15 / 14" x 78,75"	44,25" x 15 / 14" x 78,75"	44,25" x 15 / 14" x 78,75"	64,25" x 15 / 14" x 78,75"	64,25" x 15 / 14" x 78,75"
	w ith halogen light	w ith halogen light	w ith halogen light	w ith halogen light	w ith halogen light	w ith halogen light
	3 glass shelves adjustable	3 glass shelves adjustable	3 glass shelves adjustable	3 glass shelves adjustable	6 glass shelves adjustable	6 glass shelves adjustable
	1 w ooden shelf adjustable	1 w ooden shelf adjustable			2 w ooden shelves adjustable	2 w ooden shelves adjustable
Volume in cbm / Weight in kg	0,920 / 110	0,920 / 110	0,920 / 110	0,920 / 110	1,230 / 165 - 2 colli	1,230 / 165 - 2 colli
Teak	4.910	4.675	5.385	5.150	8.000	7.680
Oak, Ash, Alder	4.640	4.445	5.190	4.995	7.870	7.580
Cherry, Walnut	6.645	6.410	7.290	7.060	10.870	10.530
Beech, Pine & r.h.beech	3.400	3.265	3.850	3.680	5.935	5.675
Model number	2181M China cabinet	2182M China cabinet	2183M China cabinet	2184M China cabinet	2185M China cabinet	2186M China cabinet
						
Delivered assembled						
Size in cm / inches	106 x 35,5 x 202	106 x 35,5 x 202	106 x 35,5 x 202	106 x 35,5 x 202	157 x 35,5 x 202	157 x 35,5 x 202
Width x depth x height	41,75" x 14" x 79,75"	41,75" x 14" x 79,75"	41,75" x 14" x 79,75"	41,75" x 14" x 79,75"	62" x 14" x 79,75"	62" x 14" x 79,75"
	w ith halogen light	w ith halogen light	w ith halogen light	w ith halogen light	w ith halogen light	w ith halogen light
	3 glass shelves adjustable	3 glass shelves adjustable	3 glass shelves adjustable	3 glass shelves adjustable	6 glass shelves adjustable	6 glass shelves adjustable
	1 w ooden shelf adjustable	1 w ooden shelf adjustable			2 w ooden shelves adjustable	2 w ooden shelves adjustable
Volume in cbm / Weight in kg	0,920 / 110	0,920 / 110	0,920 / 110	0,920 / 110	1,230 / 165 - 2 colli	1,230 / 165 - 2 colli
Teak	4.910	4.675	5.385	5.150	8.000	7.680
Oak, Ash, Alder	4.640	4.445	5.190	4.995	7.870	7.580
Cherry, Walnut	6.645	6.410	7.290	7.060	10.870	10.530
Beech, Pine & r.h.beech	3.400	3.265	3.850	3.680	5.935	5.675
Model number	2147M Bookcase	2148M Bookcase	2149M Bookcase	1193M Corner cabinet	1193UM Corner cabinet	1198M Corner cabinet
						
Delivered assembled						
Size in cm / inches	106 x 35,5 x 109	106 x 35,5 x 202	55 x 35,5 x 202	49 x 61 x 200	49 x 61 x 72	49 x 50 x 200
Width x depth x height	41,75" x 14" x 43"	41,75" x 14" x 79,75"	21,75" x 14" x 79,75"	19,5" x 24,25" x 78,75"	19,5" x 24,25" x 28,5"	19,5" x 19,75" x 78,75"
	2 w ooden shelves adjustable w ith back panel	4 w ooden shelves adjustable w ith back panel	4 w ooden shelves adj. w ith back panel	3 glass shelves adjustable w ith halogen light	1 w ooden shelf	3 glass shelves adjustable w ith halogen light
		1 w ooden shelf w ith back panel	1 w ooden shelf w ith back panel	1 w ooden shelf	Corner depth: 60 / 23,75"	1 w ooden shelf
				Corner depth: 60 / 23,75"	Corner depth: 60 / 23,75"	Corner depth: 53 / 21"
Volume in cbm / Weight in kg	0,464 / 40	0,920 / 80	0,452 / 50	0,715 / 80	0,300 / 50	0,640 / 80
Teak	2.415	4.125	3.070	4.255	2.505	3.560
Oak, Ash, Alder	2.140	3.530	2.510	3.810	2.190	3.140
Cherry, Walnut	3.185	5.230	3.675	5.125	3.110	4.340
Beech, Pine & r.h.beech	1.505	2.465	1.785	2.925	1.610	2.485

Cabinets w ith this colour background have glass doors w ithout w indow bars.

new alternative with plain solid doors - when ordering please clearly specify!

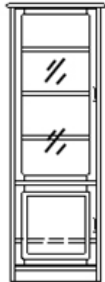
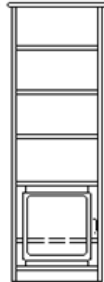
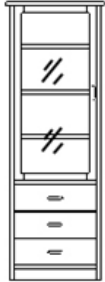

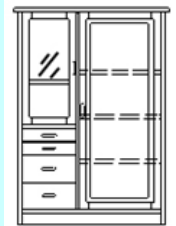
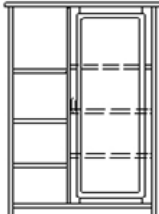
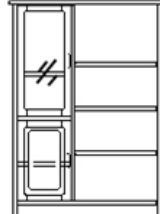
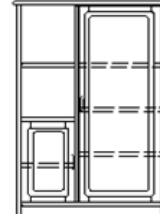

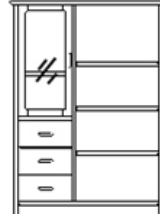



Model number	1100M Sideboard	1103M Sideboard	1104M Sideboard	1158M Sideboard	1155M Sideboard	1154M Sideboard
Delivered assembled						
Size in cm / inches	112 x 44 / 42 x 84	163 x 44 / 42 x 84	112 x 44 / 42 x 97	163 x 44 / 42 x 97	163 x 44 / 42 x 97	214 x 44 / 42 x 97
Width x depth x height	44,25" x 17,5 / 16,75" x 33,25"	64,25" x 17,5 / 16,75" x 33,25"	44,25" x 17,5 / 16,75" x 38,25"	64,25" x 17,5 / 16,75" x 38,25"	64,25" x 17,5 / 16,75" x 38,25"	84,5" x 17,5 / 16,75" x 38,25"
Volume in cbm / Weight in kg	1 wooden shelf adjustable 0,525 / 60	2 wooden shelves adj. 0,653 / 90	1 wooden shelf adjustable 0,525 / 65	2 wooden shelves adj. 0,825 / 90	3 wooden shelves adj. 0,825 / 90	2 wooden shelves adj. 1,000 / 120
Teak	2.880	4.380	3.600	6.175	5.315	6.750
Oak, Ash, Alder	2.580	4.010	3.335	5.865	4.935	6.075
Cherry, Walnut	3.720	5.810	4.615	7.865	6.800	8.325
Beech, Pine & r.h.beech	1.895	3.265	2.470	4.420	3.655	4.515
Model number	2100M Sideboard	2103M Sideboard	2104M Sideboard	2158M Sideboard	2155M Sideboard	2154M Sideboard
Delivered assembled						
Size in cm / inches	106 x 42 x 86	157 x 42 x 86	106 x 42 x 99	157 x 42 x 99	157 x 42 x 99	208 x 42 x 99
Width x depth x height	41,75" x 16,75" x 34"	62" x 16,75" x 34"	41,75" x 16,75" x 39"	62" x 16,75" x 39"	62" x 16,75" x 39"	82" x 16,75" x 39"
Volume in cbm / Weight in kg	1 wooden shelf adjustable 0,525 / 60	2 wooden shelves adj. 0,653 / 90	1 wooden shelf adjustable 0,525 / 65	2 wooden shelves adj. 0,825 / 90	3 wooden shelves adj. 0,825 / 90	2 wooden shelves adj. 1,000 / 120
Teak	2.880	4.380	3.600	6.175	5.315	6.750
Oak, Ash, Alder	2.580	4.010	3.335	5.865	4.935	6.075
Cherry, Walnut	3.720	5.810	4.615	7.865	6.800	8.325
Beech, Pine & r.h.beech	1.895	3.265	2.470	4.420	3.655	4.515
Model number	1120M Highboard	1121M Highboard	1122M Highboard	1130M Highboard	1133M Highboard	1135M Highboard
Delivered assembled						
Size in cm / inches	163 x 44 / 42 x 107	163 x 44 / 42 x 107	163 x 44 / 42 x 107	163 x 44 / 42 x 107	112 x 44 / 42 x 107	214 x 44 / 42 x 107
Width x depth x height	64,25" x 17,5 / 16,75" x 42,25"	64,25" x 17,5 / 16,75" x 42,25"	64,25" x 17,5 / 16,75" x 42,25"	64,25" x 17,5 / 16,75" x 42,25"	44,25" x 17,5 / 16,75" x 42,25"	84,5" x 17,5 / 16,75" x 42,25"
Volume in cbm / Weight in kg	5 wooden shelves adj. 0,970 / 100	with halogen light 2 glass shelves adj. 3 wooden shelves adj. 0,970 / 100	with halogen light 2 glass shelves adj. 3 wooden shelves adj. 0,970 / 100	5 wooden shelves adj. 0,970 / 100	3 wooden shelves adj. 0,625 / 65	5 wooden shelves adj. 1,120 / 120
Teak	5.700	5.570	5.650	5.530	4.115	7.505
Oak, Ash, Alder	5.330	5.180	5.255	5.165	3.830	6.845
Cherry, Walnut	7.390	7.165	7.250	7.220	5.320	9.450
Beech, Pine & r.h.beech	3.890	3.810	3.880	3.730	2.800	5.015
Model number	2120M Highboard	2121M Highboard	1123M Highboard	2130M Highboard	2125M Highboard	2135M Highboard
Delivered assembled						
Size in cm / inches	157 x 42 x 109	157 x 42 x 109	112 x 44 x 107	157 x 42 x 109	208 x 42 x 109	208 x 42 x 109
Width x depth x height	62" x 16,75" x 43"	62" x 16,75" x 43"	44,25" x 17,5" x 42,25"	62" x 16,75" x 43"	82" x 16,75" x 43"	82" x 16,75" x 43"
Volume in cbm / Weight in kg	5 wooden shelves adj. 0,970 / 100	with halogen light 2 glass shelves adj. 3 wooden shelves adj. 0,970 / 100	0,625 / 60	5 wooden shelves adj. 0,970 / 100	5 wooden shelves adj. 1,120 / 120	5 wooden shelves adj. 1,120 / 120
Teak	5.700	5.570	4.270	5.530	7.840	7.505
Oak, Ash, Alder	5.330	5.180	3.975	5.165	7.185	6.845
Cherry, Walnut	7.390	7.165	5.660	7.220	9.800	9.450
Beech, Pine & r.h.beech	3.890	3.810	3.060	3.730	5.340	5.015
Model number	1150M Top	1151M Top	1101M Sideboard	1102M Highboard	1136M Highboard	1146M Highboard
Delivered assembled						
Size in cm / inches	112 x 38 / 35,5 x 97	163 x 38 / 35,5 x 97	63 x 44 x 97	112 x 44 x 107	214 x 44 / 42 x 107	214 x 44 / 42 x 107
Width x depth x height	44,25" x 15 / 14" x 38,25"	64,25" x 15 / 14" x 38,25"	25" x 17,5" x 38,25"	44,25" x 17,5" x 42,25"	84,5" x 17,5 / 16,75" x 42,25"	84,5" x 17,5 / 16,75" x 42,25"
Volume in cbm / Weight in kg	with halogen light 1 glass shelf adjustable 0,462 / 50	with halogen light 2 glass shelves adj. 0,671 / 70	1 wooden shelves adj. 0,325 / 40	with halogen light 2 glass shelves adj. 0,670 / 40	with halogen light 2 wooden shelves adj. 1,120 / 120	with halogen light 2 glass shelves adj. 4 wooden shelves adj. 1,120 / 120
Teak	2.315	3.075	2.310	2.785	6.695	5.850
Oak, Ash, Alder	2.210	2.980	2.040	2.435	6.200	5.365
Cherry, Walnut	3.110	4.190	2.970	3.535	8.700	7.800
Beech, Pine & r.h.beech	1.660	2.260	1.665	1.880	4.585	3.930

Extra charge - solid

1/1 Inside shelf- Teak	310
1/1 Inside shelf- Oak, Ash, Alder	310
1/1 Inside shelf- Cherry, Walnut,	435
1/1 Inside shelf- Beech, Pine & r.h.beech	200

1/2 Inside shelf- Teak	200
1/2 Inside shelf- Oak, Ash, Alder	180
1/2 Inside shelf- Cherry, Walnut	250
1/2 Inside shelf- Beech, Pine & r.h.beech	130

30 mm / 1,25" solid wood - also inside shelves. Drawers on telescopic runners and glass shelves with wooden front edge. Doors and drawers with softclose.

Model number	1182-64M China cabinet	11822M China cabinet	1184-64M China cabinet	11842M China cabinet	1141M Highboard
Delivered assembled					
Size in cm / inches Width x depth x height	71 x 44 / 42 x 200 28" x 17,5 / 16,75" x 78,75" with halogen light 1 w ooden shelf adjustable 3 glass shelves adj.	71 x 44 / 42 x 200 28" x 17,5 / 16,75" x 78,75" 4 w ooden shelves adj.	71 x 44 / 42 x 200 28" x 17,5 / 16,75" x 78,75" with halogen light 3 glass shelves adj.	71 x 44 / 42 x 200 28" x 17,5 / 16,75" x 78,75" 3 w ooden shelves adj.	112 x 44 / 42 x 155 44,25" x 17,5 / 16,75" x 61,25" with halogen light 3 w ooden shelves adj. 1 glass shelf adjustable 0,440 / 100
Volume in cbm/ Weight in kg	0,720 / 95	0,720 / 95	0,720 / 95	0,720 / 95	
Teak	4.095	4.170	4.695	4.775	5.780
Oak, Ash, Alder	3.380	3.345	4.020	3.985	5.310
Cherry, Walnut	4.955	5.210	5.725	5.980	7.605
Beech, Pine & r.h.beech	2.590	2.415	3.140	2.970	3.995
Model number	11412M Highboard	11413M Highboard	11415M Highboard	11411M Highboard	11416M Highboard
Delivered assembled					
Size in cm / inches Width x depth x height	112 x 44 / 42 x 155 44,25" x 17,5 / 16,75" x 61,25" 6 w ooden shelves adj.	112 x 44 / 42 x 155 44,25" x 17,5 / 16,75" x 61,25" with halogen light 4 w ooden shelves adj. 1 glass shelf adjustable 0,440 / 100	112 x 44 / 42 x 155 44,25" x 17,5 / 16,75" x 61,25" 5 w ooden shelves adj.	112 x 44 / 42 x 155 44,25" x 17,5 / 16,75" x 61,25" with halogen light 3 w ooden shelves adj. 1 glass shelf adjustable 0,440 / 100	112 x 44 / 42 x 155 44,25" x 17,5 / 16,75" x 61,25" with halogen light 3 w ooden shelves adj. 1 glass shelf adjustable 0,440 / 100
Volume in cbm/ Weight in kg	0,440 / 100	0,440 / 100	0,440 / 100	0,440 / 100	0,440 / 100
Teak	4.690	5.135	4.970	5.290	4.945
Oak, Ash, Alder	4.180	4.640	4.450	4.750	4.410
Cherry, Walnut	6.345	6.860	6.730	6.890	6.450
Beech, Pine & r.h.beech	2.975	3.385	3.180	3.640	3.355
Model number	1142M Highboard	11422M Highboard			1178M China cabinet
Delivered assembled					 glass in sides and glass shelves without wooden edge
Size in cm / inches Width x depth x height	112 x 44 / 42 x 139 44,25" x 17,5 / 16,75" x 54,75" with halogen light 3 w ooden shelves adj. 1 glass shelf adjustable 0,860 / 100	112 x 44 / 42 x 139 44,25" x 17,5 / 16,75" x 54,75" 5 w ooden shelves adj.			90 x 38 / 35,5 x 200 35,5" x 15 / 14" x 78,75" with halogen light 1 w ooden shelf adj. 3 glass shelf adj. 0,920 / 110
Volume in cbm/ Weight in kg	0,860 / 100	0,860 / 100			
Teak	5.410	4.755			4.200
Oak, Ash, Alder	4.950	4.350			3.615
Cherry, Walnut	7.090	6.375			5.085
Beech, Pine & r.h.beech	3.730	3.195			2.790

Extra charge: - solid

1/1 Inside shelf- Teak	310
1/1 Inside shelf- Oak, Ash, Alder	310
1/1 Inside shelf- Cherry, Walnut,	435
1/1 Inside shelf- Beech, Pine & r.h.beech	200
1/2 Inside shelf- Teak	200
1/2 Inside shelf- Oak, Ash, Alder	180
1/2 Inside shelf- Cherry, Walnut	250
1/2 Inside shelf- Beech, Pine & r.h.beech	130

shelves for wall hanging - see page 21

TV cabinets - see page (42-43)

K13 Wall unit

Width x depth x height: 210 x 35,5 x 202 cm / 82,5" x 14" x 79,75"

- Quantity Model number
- 1 202-35,5L RAIL
 - 1 F14-35L 1/2 BASE CABINET
 - 1 311-35 SHELF
 - 1 F67-35L 1/2 UPPER CABINET
 - 1 1184M CHINA CABINET
spec. with drillings for wall unit on outside rail
 - 1 F14-35R 1/2 BASE CABINET
 - 1 311-35 SHELF
 - 1 F67-35R 1/2 UPPER CABINET
 - 1 202-35,5R RAIL



	Teak	Oak, Ash, Alder	Cherry, Walnut	Beech, Pine & r.h.beech
	12.800	12.205	17.005	8.810

K16 Wall unit

Width x depth x height: 210 x 35,5 x 141 cm / 82,5" x 14" x 55,25"

- Quantity Model number
- 1 149-35,5L RAIL
 - 1 311-35 SHELF
 - 1 305-35 BASE SHELF
 - 1 F65-35L 1/2 UPPER CABINET
 - 1 149-35,5R RAIL
 - 1 F24-35 BASE CABINET
 - 1 310-35 SHELF
 - 1 149-35,5L RAIL
 - 1 311-35 SHELF
 - 1 305-35 BASE SHELF
 - 1 F67-35R 1/2 UPPER CABINET
 - 1 149-35,5R RAIL
 - 1 shortening rails



	Teak	Oak, Ash, Alder	Cherry, Walnut	Beech, Pine & r.h.beech
	8.615	7.860	11.280	5.780

K17 Wall unit - Catalogue page 22-23

Width x depth x height: 375,5 x 44 x 200 cm / 146,75" x 17,25" x 78,25"

- Quantity Model number
- 1 1141M HIGHBOARD
 - 1 1182-64M CHINA CABINET
 - 1 TV CABINET 3-3 D.44
 - 1 1176-112M SHELF F.WALL HANGI
 - 1 1176-163M SHELF F.WALL HANGI



	Teak	Oak, Ash, Alder	Cherry, Walnut	Beech, Pine & r.h.beech
	14.660	12.830	18.630	9.710

K18 Wall unit

Width x depth x height: 375,5 x 44 x 200 cm / 146,75" x 17,25" x 78,25"

- Quantity Model number
- 1 1194M CHINA CABINET
 - 1 TV CABINET 3-11
 - 1 149-35,5L RAIL
 - 4 311-35 SHELF
 - 1 149-35,5M RAIL
 - 1 305-35 BASE SHELF
 - 5 311-35 SHELF
 - 1 202-35,5R RAIL



	Teak	Oak, Ash, Alder	Cherry, Walnut	Beech, Pine & r.h.beech
	14.310	12.425	17.550	9.110

K19 Wall unit

Width x depth x height: 428 x 44 x 200 cm / 167,25" x 17,25" x 78,25"

- Quantity Model number
- 1 1182M CHINA CABINET
 - 1 TV CABINET 1-5
 - 2 1177-112M SHELF F.WALL H/H
 - 1 1141M HIGHBOARD



	Teak	Oak, Ash, Alder	Cherry, Walnut	Beech, Pine & r.h.beech
	14.915	13.850	19.715	10.295

K24 Bookcase

Width x depth x height: 106 x 35,5 x 234 cm / 41,5" x 14" x 91,5"

- Quantity Model number
- 1 235-72L RAIL
 - 1 F23-35 BASE CABINET
 - 1 310-35 SHELF
 - 4 310-26 SHELF
 - 1 235-72R STOLLE



	Teak	Oak, Ash, Alder	Cherry, Walnut	Beech, Pine & r.h.beech
	4.915	4.470	6.380	3.195

K20 Wall unit

Width x depth x height: 304 x 40 x 202 cm / 118,75" x 15,75" x 79"

- Quantity Model number
- 1 1194M CHINA CABINET
 - 1 TV CABINET 24-38
 - 1 1192M BOOKCASE



	Teak	Oak, Ash, Alder	Cherry, Walnut	Beech, Pine & r.h.beech
	12.340	11.005	15.375	8.280

K21 Wall unit

Width x depth x height: 210 x 35,5 x 234 cm / 82,25" x 14" x 91,5"

- Quantity Model number
- 1 234-26,5L RAIL
 - 1 305-26 BASE SHELF
 - 7 311-26 SHELF
 - 1 235-53SL RAIL
 - 1 F24-35 BASE CABINET
 - 4 310-26 SHELF
 - 1 235-53M RAIL
 - 1 F25-35R 1/2 BASE CABINET
 - 6 311-26 SHELF
 - 1 235-53R RAIL



	Teak	Oak, Ash, Alder	Cherry, Walnut	Beech, Pine & r.h.beech
	9.310	8.115	11.695	5.905

K22 Wall unit

Width x depth x height: 159 x 35,5 x 149 cm / 62,25" x 14" x 58,25"

- Quantity Model number
- 1 149-35,5L RAIL
 - 1 305-35 BASE SHELF
 - 3 311-35 SHELF
 - 1 149-35,5M RAIL
 - 1 305-35 BASE SHELF
 - 3 311-35 SHELF
 - 1 149-35,5M RAIL
 - 1 305-35 BASE SHELF
 - 3 311-35 SHELF
 - 1 149-35,5R RAIL



	Teak	Oak, Ash, Alder	Cherry, Walnut	Beech, Pine & r.h.beech
	5.165	4.260	6.160	2.990

K23 China cabinet

Width x depth x height: 106 x 49,5 x 202 cm / 41,5" x 19,5" x 79"

- Quantity Model number
- 1 202-72L RAIL
 - 1 F13-49 BASE CABINET
 - 1 F50-35 UPPER CABINET
 - 1 202-72R RAIL



	Teak	Oak, Ash, Alder	Cherry, Walnut	Beech, Pine & r.h.beech
	6.440	6.110	8.830	4.615

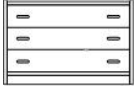





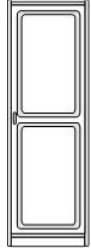
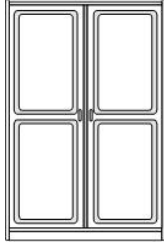
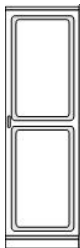
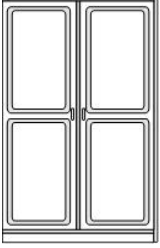


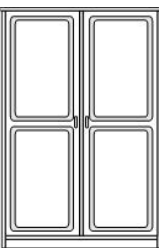
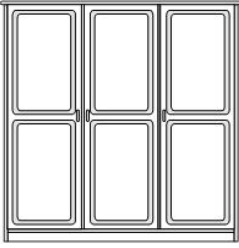
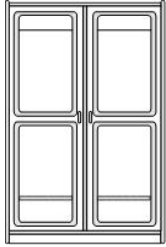
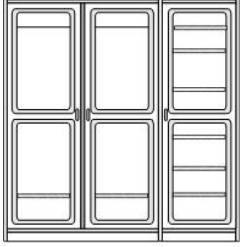

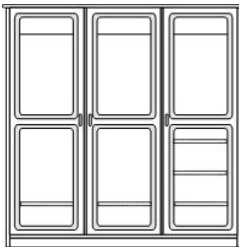
K25 Wall unit

Width x depth x height: 204 x 35,5 x 234 cm / 79,75" x 14" x 91,5"

- Quantity Model number
- 1 234-35,5L RAIL
 - 1 97-35L BASE SHELF
 - 6 98-35L SHELF
 - 1 234-35,5M RAIL
 - 1 F10-35 BASE CABINET
 - 4 310-35 SHELF
 - 1 234-35,5M RAIL
 - 1 97-35R BASE SHELF
 - 6 98-35R SHELF




	Teak	Oak, Ash, Alder	Cherry, Walnut	Beech, Pine & r.h.beech
	9.720	8.485	12.395	6.105

Model number	2145M Chest of drawers	2138M Nightstand	2139M Nightstand	2137M Nightstand	2140M Nightstand	
Delivered assembled						
Size in cm / inches Width x depth x height	106 x 49,5 x 74 41,75" x 19,5 x 29,25"	55 x 35,5 x 35 21,75" x 14 x 14"	55 x 35,5 x 55 21,75" x 14 x 21,75"	55 x 35,5 x 55 21,75" x 14 x 21,75" with back panel	55 x 35,5 x 55 21,75" x 14 x 21,75" with back panel	
Volume in cbm / Weight in kg	0,420 / 45	0,100 / 18	0,120 / 25	0,120 / 20	0,120 / 15	
Teak	3.420	1.330	1.795	1.435	1.260	
Oak, Ash, Alder	3.190	1.320	1.650	1.360	1.080	
Cherry, Walnut	4.395	1.570	2.150	1.700	1.530	
Beech, Pine & r.h.beech	2.345	1.160	1.455	1.190	880	
Model number	2144M Dresser	2161M Wardrobe	2162M Wardrobe	2168M Wardrobe add-on	2169M Wardrobe add-on	
wardrobe doors only available w.framed doors						
	Size in cm / inches Width x depth x height 2 wooden shelves adj. Delivered assembled	106 x 49,5 x 109 41,75" x 19,5 x 43" Basic unit with 1 door including 2 sides left and right	66 x 60 x 212 26" x 23,75 x 83,5" Basic unit with 2 doors including 2 sides - left and right - and door divider in the middle.	129 x 60 x 212 51" x 23,75 x 83,5" Add-on unit with 1 door including 1 side.	63 x 60 x 212 25" x 23,75 x 83,5" Add-on unit with 2 doors including 1 side and door divider in the middle.	
Volume in cbm / Weight in kg	0,625 / 65	0,175 / 56 - KD	0,400 / 93 - KD	0,175 / 56 - KD	0,400 / 93 - KD	
Teak	5.100	4.520	6.665	3.245	5.390	
Oak, Ash, Alder	4.815	3.735	5.700	2.780	4.750	
Cherry, Walnut	6.595	5.415	8.210	3.945	6.740	
Beech, Pine & r.h.beech	3.540	2.610	4.000	1.980	3.380	
Model number	Shelf		Crossbar for hangers		1162M Wardrobe	1163M Wardrobe
wardrobe doors only available w.framed doors						
	Size in cm / inches Width x depth x height	1172M 60 x 52 x 3 23,75" x 20,5"	1173M 123 x 52 x 3 48,5" x 20,5" x 1,25"	1170M L. 60 L. 23,75"	1171M L. 123 L. 48,5"	133 x 62 x 210 52,5" x 24,5" x 82,75" Unit with 2 doors including 2 sides and 1 door divider - cannot be extended
Volume in cbm / Weight in kg	0,020 / 5	0,037 / 7			0,400 / 93 - KD	0,530 / 150 - KD
Teak	390	640	130	155	6.590	9.860
Oak, Ash, Alder	340	565	120	145	5.700	8.185
Cherry, Walnut	495	880	135	175	8.210	11.815
Beech, Pine & r.h.beech	235	370	110	130	4.000	5.725
Model number	K6	K7	K8		K9	
wardrobe doors only available w.framed doors						
	Size in cm / inches Width x depth x height - KD	129 x 60 x 212 51" x 23,75 x 83,5" 1x 2162M 1x 1171M 1x 1173M	192 x 60 x 212 75,75" x 23,75" x 83,5" 1x 2162M 1x 1173M 1x 2168M 6 x 1172M 1x 1171M	255 x 60 x 212 100,5" x 23,75" x 83,5" 1x 2162M 2 x 1173M 1x 2169M 2 x 1171M		196 x 62 x 210 77,25" x 24,5" x 82,75" 1x 1163M 1x 1170M 1x 1171M 3 x 1172M 1x 1173M
Teak	7.460	13.045	13.645		11.955	
Oak, Ash, Alder	6.410	11.230	11.870		10.035	
Cherry, Walnut	9.265	16.180	17.060		14.490	
Beech, Pine & r.h.beech	4.500	7.890	8.380		7.040	

30 mm / 1,25" solid wood with fully rounded edge.

delivered in easy to assemble parts

Model number 	Thickness in wood in cm / inches	Size in cm / inches Width x length		Volume in cbm / weight in kg - KD	Teak	Alder Ash Oak	Cherry	r.h.beech Pine Beech
		Inside	Outside					
1532A Bed 1175A Slats	3 / 1,25"	90 x 200 / 35,5" x 78,75"	120 x 207 / 47,25" x 81,5"	0,120 / 35	2.505	2.090	3.250	1.365 120
1532B Bed 1175B Slats	3 / 1,25"	100 x 200 / 39,5" x 78,75"	130 x 207 / 51,25" x 81,5"	0,120 / 35	2.515	2.170	3.395	1.575 125
1532G Bed 1175G Slats	3 / 1,25"	120 x 200 / 47,25" x 78,75"	150 x 207 / 59,25" x 81,5"	0,150 / 40	2.780	2.340	3.680	1.640 200
1532C Bed 1175C Slats	3 / 1,25"	140 x 200 / 55,25" x 78,75"	170 x 207 / 67" x 81,5"	0,170 / 40	3.545	2.495	4.025	1.780 220
1532D Bed 1175D Slats	3 / 1,25"	160 x 200 / 63" x 78,75"	190 x 207 / 75" x 81,5"	0,195 / 45	3.720	2.790	4.390	1.810 195
1532E Bed 1175E Slats	3 / 1,25"	180 x 200 / 71" x 78,75"	210 x 207 / 82,75" x 81,5"	0,220 / 50	4.125	3.080	4.825	2.000 220
1532F Bed 1175F Slats	3 / 1,25"	200 x 200 / 78,75" x 78,75"	230 x 207 / 90,75" x 81,5"	0,265 / 55	4.305	3.250	5.110	2.100 235
1532 Queen Bed 1175 Queen Slats	3 / 1,25"	155 x 204,5 / 61,25" x 80,75"	185 x 211,5 / 73" x 83,5"	0,195 / 45	3.720	2.790	4.390	1.835 235
1532 King Bed 1175 King Slats	3 / 1,25"	195 x 204,5 / 77" x 80,75"	225 x 211,5 / 88,75" x 83,5"	0,265 / 55	4.300	3.210	5.040	2.075 260

Height from floor to top of headboard: 78 cm / 30,75"
 Height from floor to top of footboard: 65 cm / 25,75"
 Height of bed side: 16 / 22 cm / 6,5" / 8,75"
 Height from floor to top of bed side (in the middle): 35 cm / 14"
 Height from floor to top of rail for slats: 21,5 cm / 8,5"
 beds size "C" and above with center support for slats


Special requirements:

Lengthened to max. 220 cm / 86,75"
 Heightened up to 15 cm / 6"

Extra charge:

+ 115,-
 + 325,-

All beds delivered without slats

Model number 	Thickness in wood in cm / inches	Size in cm / inches Width x length		Volume in cbm / weight in kg - KD	Teak	Alder Ash Oak	Cherry	r.h.beech Pine Beech
		Inside	Outside					
1335A Bed 1175A Slats	3 / 1,25"	90 x 200 / 35,5" x 78,75"	105 x 207 / 41,5" x 81,5"	0,120 / 35	2.215	1.850	2.745	1.315 120
1335B Bed 1175B Slats	3 / 1,25"	100 x 200 / 39,5" x 78,75"	115 x 207 / 45,5" x 81,5"	0,120 / 35	2.325	2.045	3.095	1.620 125
1335G Bed 1175G Slats	3 / 1,25"	120 x 200 / 47,25" x 78,75"	135 x 207 / 53,25" x 81,5"	0,150 / 40	2.410	2.120	3.185	1.665 200
1335C Bed 1175C Slats	3 / 1,25"	140 x 200 / 55,25" x 78,75"	155 x 207 / 61,25" x 81,5"	0,150 / 40	2.710	2.305	3.530	1.735 220
1335D Bed 1175D Slats	3 / 1,25"	160 x 200 / 63" x 78,75"	175 x 207 / 69" x 81,5"	0,195 / 50	2.890	2.420	3.685	1.780 195
1335E Bed 1175E Slats	3 / 1,25"	180 x 200 / 71" x 78,75"	195 x 207 / 77" x 81,5"	0,220 / 55	3.275	2.545	3.855	1.825 220
1335F Bed 1175F Slats	3 / 1,25"	200 x 200 / 78,75" x 78,75"	215 x 207 / 84,75" x 81,5"	0,265 / 60	3.400	2.660	4.025	1.870 235
1335 Queen Bed 1175 Queen Slats	3 / 1,25"	155 x 204,5 / 61,25" x 80,75"	170 x 211,5 / 67" x 83,5"	0,195 / 50	2.810	2.390	3.680	1.780 235
1335 King Bed 1175 King Slats	3 / 1,25"	195 x 204,5 / 77" x 80,75"	210 x 211,5 / 82,75" x 83,5"	0,265 / 60	3.395	2.635	4.020	1.865 260

Height from floor to top of headboard: 77 cm / 30,50"
 Height from floor to top of footboard: 58 cm / 23,00"
 Height of bed side: 16 / 22 cm / 6,5" / 8,75"
 Height from floor to top of bed side (in the middle): 35 cm / 14"
 Height from floor to top of rail for slats: 21,5 cm / 8,5"
 beds size "C" and above with center support for slats

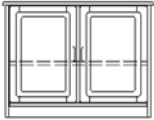



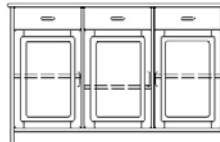



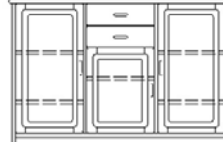
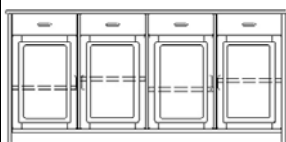



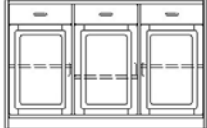
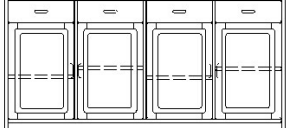
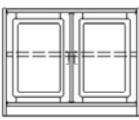


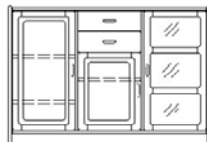
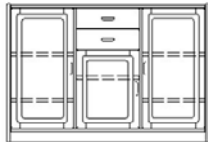


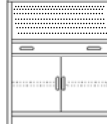
Special requirements:

Lengthened to max. 220 cm / 86,75"
 Heightened up to 15 cm / 6"



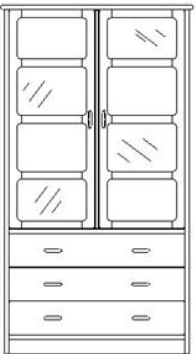

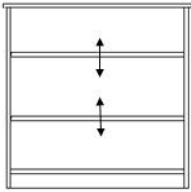
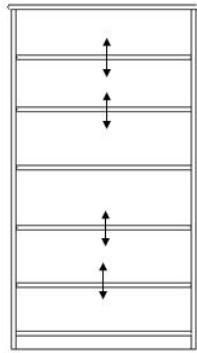
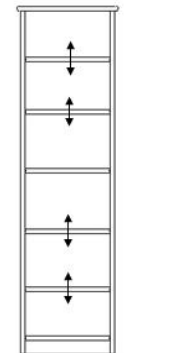
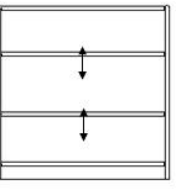
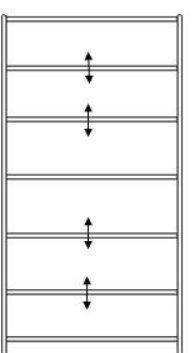
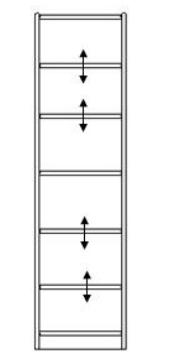
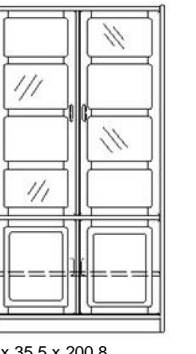
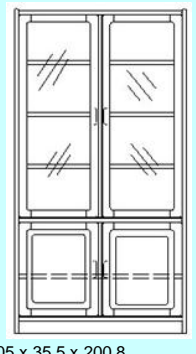


Extra charge:

+ 115,-
 + 140,-

All beds delivered without slats

Model number	1900V Sideboard	1903V Sideboard	1904V Sideboard	1958V Sideboard	1955V Sideboard
Delivered assembled					
Size in cm / inches Width x depth x height	110 x 44 / 42 x 83 43,5" x 17,5 / 16,75" x 32,75"	160 x 44 / 42 x 83 63" x 17,5 / 16,75" x 32,75"	110 x 44 / 42 x 99 43,5" x 17,5 / 16,75" x 39"	160 x 44 / 42 x 99 63" x 17,5 / 16,75" x 39"	160 x 44 / 42 x 99 63" x 17,5 / 16,75" x 39"
Volume in cbm/ Weight in kg	1 wooden shelf adjustable 0,525 / 60	2 wooden shelves adj. 0,653 / 90	2 wooden shelves adj. 0,525 / 65	2 wooden shelves adj. 0,825 / 90	3 wooden shelves adj. 0,825 / 90
Teak	2.070	3.380	2.890	5.050	3.945
Oak	1.995	3.245	2.810	4.955	3.870
Cherry	2.205	3.695	3.140	5.785	4.325
Model number	1933V Highboard	1931V Highboard	1932V Highboard	1930V Highboard	1954V Sideboard
Delivered assembled					
Size in cm / inches Width x depth x height	110 x 44 / 42 x 106,5 43,5" x 17,5 / 16,75" x 42"	160 x 44 / 42 x 106,5 63" x 17,5 / 16,75" x 42"	160 x 44 / 42 x 106,5 63" x 17,5 / 16,75" x 42"	160 x 44 / 42 x 106,5 63" x 17,5 / 16,75" x 42"	211 x 44 / 42 x 99 83,25" x 17,5 / 16,75" x 39"
Volume in cbm/ Weight in kg	3 wooden shelves adj. 0,625 / 65	with halogen light 2 glass shelves adj. 3 wooden shelves adj. 0,970 / 100	with halogen light 2 glass shelves adj. 3 wooden shelves adj. 0,970 / 100	5 wooden shelves adj. 0,970 / 100	4 wooden shelves adj. 1,000 / 120
Teak	3.045	3.930	4.115	4.060	4.960
Oak	2.980	3.840	4.065	3.985	4.865
Cherry	2.925	4.195	4.570	4.425	5.415
Model number	2903V Sideboard	2904V Sideboard	2958V Sideboard	2955V Sideboard	2954V Highboard
Delivered assembled					
Size in cm / inches Width x depth x height	156 x 42 x 84,5 61,5" x 16,75" x 33,5"	105 x 42 x 100,5 41,5" x 16,75" x 39,75"	156 x 42 x 100,5 61,5" x 16,75" x 39,75"	156 x 42 x 100,5 61,5" x 16,75" x 39,75"	207 x 42 x 100,5 81,5" x 16,75" x 39,75"
Volume in cbm/ Weight in kg	2 wooden shelves adj. 0,653 / 90	2 wooden shelves adj. 0,525 / 65	2 wooden shelves adj. 0,825 / 90	3 wooden shelves adj. 0,825 / 90	4 wooden shelves adj. 1,000 / 120
Teak	3.380	2.890	5.050	3.945	4.960
Oak	3.245	2.810	4.955	3.870	4.865
Cherry	3.695	3.140	5.785	4.325	5.415
Model number	2900V Sideboard	2933V Highboard	2931V Highboard	2932V Highboard	2930V Highboard
Delivered assembled					
Size in cm / inches Width x depth x height	105 x 42 x 84,5 41,5" x 16,75" x 33,5"	105 x 42 x 108 41,5" x 16,75" x 42,75"	156 x 42 x 108 61,5" x 16,75" x 42,75"	156 x 42 x 108 61,5" x 16,75" x 42,75"	156 x 42 x 108 61,5" x 16,75" x 42,75"
Volume in cbm/ Weight in kg	1 wooden shelf adjustable 0,525 / 60	3 wooden shelves adj. 0,625 / 65	with halogen light 2 glass shelves adj. 3 wooden shelves adj. 0,970 / 100	with halogen light 2 glass shelves adj. 3 wooden shelves adj. 0,970 / 100	5 wooden shelves adj. 0,970 / 100
Teak	2.070	3.045	3.930	4.115	4.060
Oak	1.995	2.980	3.840	4.065	3.985
Cherry	2.205	2.925	4.195	4.570	4.425
Model number	1952V Secretaire	1956V Secretaire	1952S Secretaire		
Delivered assembled					
Size in cm / inches Width x depth x height	78 x 46 x 99,5 30,75" x 18,25" x 39,25"	78 x 46 x 99,5 30,75" x 18,25" x 39,25"	78 x 46 x 99,5 30,75" x 18,25" x 39,25"		
Volume in cbm/ Weight in kg	1 wooden shelf adjustable w riting pad w ith leather insert veneered block board 1952PCV = Version without small drawers above 0,445 / 50	w riting pad w ith leather insert veneered block board 1956PCV = Version without small drawers above 0,445 / 70	w ooden w riting surface veneered block board 1952PCS = Version without small drawers above Extra charge for leather w riting pad = +200 0,445 / 50		
Teak	3.275	4.005	3.055	1952V	1952S
Oak	3.170	3.965	2.950	3.405	3.185
Cherry	3.585	4.550	3.320	3.940	3.675

All secretaries are equipped with lock and groove for cable that permanent storage of laptop is possible.

Model number	1981V China cabinet	1982V China cabinet	1983V China cabinet	1984V China cabinet	1947V Bookcase
Delivered assembled					
Size in cm / inches Width x depth x height	110 x 38 / 35,5 x 199,3 43,5" x 15 / 14" x 78,5"	110 x 38 / 35,5 x 199,3 43,5" x 15 / 14" x 78,5"	110 x 38 / 35,5 x 199,3 43,5" x 15 / 14" x 78,5"	110 x 38 / 35,5 x 199,3 43,5" x 15 / 14" x 78,5"	110 x 38 / 35,5 x 106,5 43,5" x 15 / 14" x 42"
	w ith halogen light 3 glass shelves adj. 1 w ooden shelf adjustable	w ith halogen light 3 glass shelves adj. 1 w ooden shelf adjustable	w ith halogen light 3 glass shelves adj.	w ith halogen light 3 glass shelves adj.	2 w ooden shelves adj. w ith back panel
Volume in cbm/ Weight in kg	0,920 / 110	0,920 / 110	0,920 / 110	0,920 / 110	0,464 / 40
Teak	3.795	3.565	4.355	4.120	1.660
Oak	3.630	3.400	4.280	4.055	1.560
Cherry	4.055	3.810	4.895	4.635	1.560
Model number	1948V Bookcase	1949V Bookcase	2947V Bookcase	2948V Bookcase	2949V Bookcase
Delivered assembled					
Size in cm / inches Width x depth x height	110 x 38 / 35,5 x 199,3 43,5" x 15 / 14" x 78,5"	59 x 38 / 35,5 x 199,3 23,25" x 15 / 14" x 78,5"	105 x 35,5 x 108 41,5" x 14" x 42,75"	105 x 35,5 x 200,8 41,5" x 14" x 79,25"	54 x 35,5 x 200,8 21,5" x 14" x 79,25"
	4 w ooden shelves adj. 1 w ooden shelf w ith back panel	4 w ooden shelves adj. 1 w ooden shelf w ith back panel	2 w ooden shelves adj. w ith back panel	4 w ooden shelves adj. 1 w ooden shelf w ith back panel	4 w ooden shelves adj. 1 w ooden shelf w ith back panel
Volume in cbm/ Weight in kg	0,920 / 80	0,452 / 50	0,464 / 40	0,920 / 80	0,452 / 50
Teak	2.710	1.935	1.660	2.710	1.935
Oak	2.545	1.820	1.560	2.545	1.820
Cherry	2.545	1.820	1.560	2.545	1.820
Model number	extra charge for 25 mm / 1" solid top board instead of veneered	2981V China cabinet	2982V China cabinet	2983V China cabinet	2984V China cabinet
Delivered assembled					
	Sections 1 2	105 x 35,5 x 200,8 41,5" x 14" x 79,25" w ith halogen light 3 glass shelves adj. 1 w ooden shelf adjustable	105 x 35,5 x 200,8 41,5" x 14" x 79,25" w ith halogen light 3 glass shelves adj. 1 w ooden shelf adjustable	105 x 35,5 x 200,8 41,5" x 14" x 79,25" w ith halogen light 3 glass shelves adj.	105 x 35,5 x 200,8 41,5" x 14" x 79,25" w ith halogen light 3 glass shelves adj.
Size in cm / inches Width x depth x height					
	please state clearly "top board solid"				
Volume in cbm/ Weight in kg	Sections 3 4	0,920 / 110	0,920 / 110	0,920 / 110	0,920 / 110
Teak	175 270	3.795	3.565	4.355	4.120
Oak	80 140	3.630	3.400	4.280	4.055
Cherry	225 390	4.055	3.810	4.895	4.635
Teak	355 515				
Oak	200 275				
Cherry	545 740				

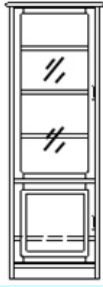

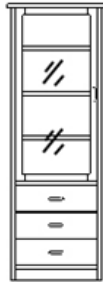

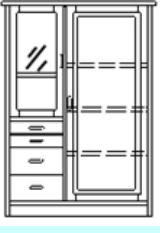
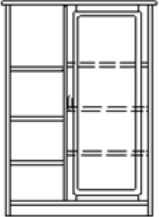
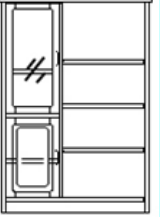
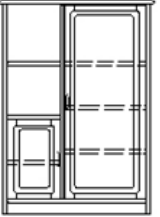


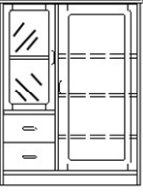
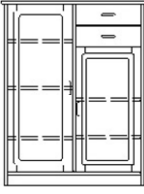

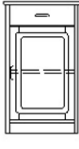

Extra charge: - veneered block board



1/1 Inside shelf - Teak & Oak	220
1/1 Inside shelf - Cherry	205

1/2 Inside shelf - Teak & Oak	130
1/2 Inside shelf - Cherry	130

upgrade halogen to LED light price per spot + 35

25 mm / 1" veneered block board - also inside shelves. Solid doors and drawers. Drawers on telescopic runners w/softclose and glass shelves with wooden front edge. Doors and drawers with softclose.

Model number	1982-64V China cabinet	19822V China cabinet	1984-64V China cabinet	19842V China cabinet	1941V Highboard
Delivered assembled					
Size in cm / inches Width x depth x height	68,3 x 44 / 42 x 199,3 27" x 17,5 / 16,75" x 78,5"	68,3 x 44 / 42 x 199,3 27" x 17,5 / 16,75" x 78,5"	68,3 x 44 / 42 x 199,3 27" x 17,5 / 16,75" x 78,5"	68,3 x 44 / 42 x 199,3 27" x 17,5 / 16,75" x 78,5"	110 x 44 / 42 x 154,3 43,5" x 17,5 / 16,75" x 60,75"
Volume in cbm / Weight in kg	with halogen light 1 w ooden shelf adjustable 3 glass shelves adj.	4 w ooden shelves adj.	with halogen light 3 glass shelves adj.	3 w ooden shelves adj.	with halogen light 3 w ooden shelves adj. 1 glass shelf adjustable
Teak	2.810	2.560	3.520	3.270	4.480
Oak	2.650	2.395	3.360	3.110	4.340
Cherry	2.785	2.435	3.755	3.405	4.915
Model number	19412V Highboard	19413V Highboard	19415V Highboard	19411V Highboard	19416V Highboard
Delivered assembled					
Size in cm / inches Width x depth x height	110 x 44 / 42 x 154,3 43,5" x 17,5 / 16,75" x 60,75"	110 x 44 / 42 x 154,3 43,5" x 17,5 / 16,75" x 60,75"	110 x 44 / 42 x 154,3 43,5" x 17,5 / 16,75" x 60,75"	110 x 44 / 42 x 154,3 43,5" x 17,5 / 16,75" x 60,75"	110 x 44 / 42 x 154,3 43,5" x 17,5 / 16,75" x 60,75"
Volume in cbm / Weight in kg	6 w ooden shelves adj.	with halogen light 4 w ooden shelves adj. 1 glass shelf adjustable	5 w ooden shelves adj.	with halogen light 3 w ooden shelves adj. 1 glass shelf adjustable	with halogen light 3 w ooden shelves adj. 1 glass shelf adjustable
Teak	3.215	3.745	3.495	3.975	3.625
Oak	3.085	3.610	3.360	3.780	3.440
Cherry	3.325	4.005	3.710	4.165	3.725
Model number	1942V Highboard	19422V Highboard	1902V Highboard	1901V Highboard	1923V Highboard
Delivered assembled					
Size in cm / inches Width x depth x height	110 x 44 / 42 x 138,5 43,5" x 17,5 / 16,75" x 54,75"	110 x 44 / 42 x 138,5 43,5" x 17,5 / 16,75" x 54,75"	110 x 44 / 42 x 106 43,5" x 17,5 / 16,75" x 41,75"	58,5 x 44 / 42 x 99 23,25" x 17,5 / 16,75" x 39"	110 x 44 / 42 x 106 43,5" x 17,5 / 16,75" x 41,75"
Volume in cbm / Weight in kg	with halogen light 3 w ooden shelves adj. 1 glass shelf adjustable	5 w ooden shelves adj.	with halogen light 2 glass shelves adjustable	5 w ooden shelves adj.	
Teak	4.160	3.495	2.045	1.730	3.515
Oak	4.025	3.395	1.950	1.665	3.485
Cherry	4.525	3.320	2.100	1.840	4.135

1176M wall shelf 1176KM rounded in front and sides 	delivered without plugs/screws but with wall hanging fittings.	30 mm / 1,25" solid wood.			
	214 x 21x3 / 84,5" x 8,5" x 1,25"	550	425	640	320
	163 x 21x3 / 64,25" x 8,5" x 1,25"	425	330	480	240
	112 x 21x3 / 44,25" x 8,5" x 1,25"	270	245	355	185
	49 x 21x3 / 19,5" x 8,5" x 1,25"	170	155	210	130
1177M wall shelf 1177KM rounded in front and sides 	delivered without plugs/screws but with wall hanging fittings.	30 mm / 1,25" solid wood.			
	214 x 24 x 21 / 84,5" x 9,5" x 8,5"	1.035	785	1.210	580
	163 x 24 x 21 / 64,25" x 9,5" x 8,5"	805	585	910	425
	112 x 24 x 21 / 44,25" x 9,5" x 8,5"	500	450	675	340
	49 x 24 x 21 / 19,5" x 9,5" x 8,5"	315	280	390	230

TV cabinets - see page (42-43)

VK13 Wall unit depth x height: 208 x 35,5 x 200,8 cm / 82" x 14" x 79,25"

- Quantity Model number
- 1 V200-35,5L RAIL
 - 1 VF14-35L CABINET - DOOR
 - 1 V311-35 SHELF
 - 1 VF67-35L CABINET
 - 1 1984V CHINA CABINET
 - 1 spec. with drillings for wall unit on outside rail
 - 1 VF14-35R CABINET - DOOR
 - 1 V311-35 SHELF
 - 1 VF67-35R CABINET
 - 1 V200-35,5R RAIL



Teak	Oak	Cherry
10.040	9.845	10.895

VK23 Wall unit depth x height: 105 x 49,5 x 200,8 cm / 41,25" x 19,5" x 78,5"

- Quantity Model number
- 1 V200-71L RAIL
 - 1 VF13-49 CABINET-3 DRAWERS
 - 1 VF50-35 CABINET
 - 1 V200-71R RAIL



Teak	Oak	Cherry
5.005	4.355	5.355

VK16 Wall unit depth x height: 208 x 35,5 x 140 cm / 81,25" x 14" x 54,75"

- Quantity Model number
- 1 V148-35,5L RAIL
 - 1 V311-35 SHELF
 - 1 V305-35 BASE SHELF
 - 1 VF65-35L CABINET
 - 1 V148-35,5R RAIL
 - 1 VF24-35 CABINET -1 DRAWER
 - 1 V310-35 SHELF
 - 1 V148-35,5L RAIL
 - 1 V311-35 SHELF
 - 1 V305-35 BASE SHELF
 - 1 VF67-35R CABINET
 - 1 V148-35,5R RAIL
 - 1 shortening rails



Teak	Oak	Cherry
6.435	6.215	6.630

VK26 Wall unit depth x height: 328 x 44 x 199,3 cm / 129,25" x 17,25" x 78,5"

- Quantity Model number
- 1 1949V BOOKCASE
 - 1 1960V TV CABINET
 - 1 19422V HIGHBOARD



Teak	Oak	Cherry
6.975	6.700	6.765

VK17 Wall unit depth x height: 375,5 x 44 x 199,3 cm / 146,75" x 17,25" x 78"

- Quantity Model number
- 1 1941V HIGHBOARD
 - 1 1982-64V CHINA CABINET
 - 1 1967V-3 TV CABINET
 - 1 1176-112M SHELF F.WALL HANGII
 - 1 1176-163M SHELF F.WALL HANGII



Teak	Oak	Cherry
10.915	10.345	11.620

VK27 Wall unit depth x height: 286 x 44 x 200,8 cm / 111,75" x 17,25" x 79,25"

- Quantity Model number
- 1 V200-26,5L RAIL
 - 1 V304-26 BASE SHELF
 - 6 V310-26 SHELF
 - 1 V200-26,5M RAIL
 - 1 V305-26 BASE SHELF
 - 6 V311-26 SHELF
 - 1 V200-26,5M RAIL
 - 2 V310-26 SHELF
 - 1 V72-26,5L RAIL
 - 1 1902V HIGHBOARD



Teak	Oak	Cherry
5.955	4.930	5.730

VK19 Wall unit depth x height: 428 x 44 x 199,3 cm / 167,25" x 17,25" x 78"

- Quantity Model number
- 1 1982V CHINA CABINET
 - 1 1957V-5 TV CABINET
 - 1 1941V HIGHBOARD
 - 2 1177-112M SHELF F.WALL HANGII



Teak	Oak	Cherry
11.715	11.220	12.870

VK28 Wall unit depth x height: 208 x 49,5 x 200,8 cm / 81,25" x 19,5" x 79,25"

- Quantity Model number
- 1 V200-52L RAIL
 - 1 VF25-49L CABINET -DOOR
 - 1 VF65-35L CABINET
 - 1 V311-35 SHELF
 - 1 V200-52M RAIL
 - 1 VF24-49 CABINET -1 DRAWER
 - 3 V310-35 SHELF
 - 1 V200-52M RAIL
 - 1 VF25-49R CABINET -DOOR
 - 1 VF26-35 CABINET -2 DRAWERS
 - 1 V305-35 BASE SHELF
 - 1 V311-35 SHELF
 - 1 V200-52R RAIL



Teak	Oak	Cherry
8.365	7.385	7.945

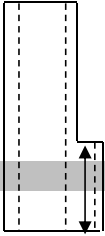
VK22 Wall unit depth x height: 157 x 35,5 x 148,7 cm / 58,25" x 14" x 55,25"

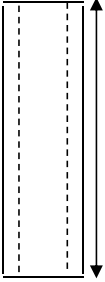
- Quantity Model number
- 1 V148-35,5L RAIL
 - 1 V305-35 BASE SHELF
 - 3 V311-35 SHELF
 - 1 V148-35,5M RAIL
 - 1 V305-35 BASE SHELF
 - 3 V311-35 SHELF
 - 1 V148-35,5M RAIL
 - 1 V305-35 BASE SHELF
 - 3 V311-35 SHELF
 - 1 V148-35,5R RAIL



Teak	Oak	Cherry
3.160	2.220	3.025

Last figure of model number (-35 = 14" / 35,5 = 14" / 49 = 19,5" / 49,5 = 19,5") indicates shelf/rail/cabinet depth.

Rails L/M/R & SL/ SR*		V232-71 V232-52	V216-71 V216-52	V200-71 V200-52			
	Model number						
	Height	232,8 / 91,75"	216,8 / 85,5"	200,8 / 79,25"			
	Depth top	35,5 / 14"					
	Depth base	49,5 / 19,5"					
	-71	Rails for base cabinets height 71 cm / 28"					
	-52	Rails for base cabinets height 52 cm / 20,5"					
	Teak	595	565	530			
	Oak	485	465	430			
	Cherry	490	470	435			

Rails L/M/R		V232-35,5	V216-35,5	V200-35,5		V164-35,5	V68-35,5	V49-35,5
	Model number							
	Height	232,8 / 91,75"	216,8 / 85,5"	200,8 / 79,25"		164,7 / 65"	68,8 / 27,25"	49,6 / 19,75"
	Teak	455	425	390		335	185	160
	Oak	415	395	360		310	175	145
	Cherry	415	395	360		310	175	145
	Model number	V72-49,5	V53-49,5	V72-35,5	V53-35,5	V148-35,5	V68-49,5	V49-49,5
	Height	72,8 / 28,75"	53,6 / 21,25"	72,8 / 28,75"	53,6 / 21,25"	148,7 / 58,75"	68,8 / 27,25"	49,6 / 19,75"
	Teak	225	195	185	160	310	225	195
	Oak	210	175	175	145	280	210	175
	Cherry	210	175	175	145	280	210	175
	Model number	V232-26,5	V216-26,5	V200-26,5	V148-26,5	V164-26,5	V72-26,5	V53-26,5
	Height	232,8 / 91,75"	216,8 / 85,5"	200,8 / 79,25"	148,7 / 58,75"	164,7 / 65"	72,8 / 28,75"	53,6 / 21,25"
	Teak	385	365	335	0	280	165	135
	Oak	355	335	300	255	255	155	130
	Cherry	355	335	300	230	255	155	130

Model number	Base shelf - Height 10,5 / 4,25"			Shelf / Top board - Height 2,5 / 1"			Shelf in front of back panel - Height 2,5 / 1"		
	V303-26	V303-35	V303-49	V309-26	V309-35	V309-49	V309-24,5	V309-33,5	V309-47,5
Width	151 / 59,5"			151 / 59,5"			151 / 59,5"		
Teak	460	500	555	265	310	370	265	310	370
Oak	440	480	535	250	290	345	250	290	345
Cherry	440	480	535	250	290	345	250	290	345

Model number	V304-26	V304-35	V304-49	V310-26	V310-35	V310-49	V310-24,5	V310-33,5	V310-47,5
	Width	100 / 39,5"			100 / 39,5"			100 / 39,5"	
Teak	340	370	420	185	220	270	185	220	270
Oak	325	355	410	175	205	255	175	205	255
Cherry	325	355	410	175	205	255	175	205	255

Model number	V305-26	V305-35	V305-49	V311-26	V311-35	V311-49	V311-24,5	V311-33,5	V311-47,5
	Width	49 / 19,5"			49 / 19,5"			49 / 19,5"	
Teak	230	250	295	115	130	180	115	130	180
Oak	220	245	280	105	130	170	105	130	170
Cherry	220	245	280	105	130	170	105	130	170

Model number	V80A Top board	V80B Top board	V80C Top board	V80D Top board	V80E Top board*
Size in cm / inches	59 x 54 x 2,5	110 x 54 x 2,5	162 x 54 x 2,5	214 x 54 x 2,5	264 x 54 x 2,5
Width x depth x height	23,25" x 21,5" x 1"	43,5" x 21,5" x 1"	64" x 21,5" x 1"	84,5" x 21,5" x 1"	104" x 21,5" x 1"
Teak	385	465	605	790	1.000
Oak	370	445	575	755	955
Cherry	370	445	575	755	955

Model number	V80F Top board*	V80G Top board*	IMPORTANT: when using through going tops - please deduct price of shelf / top board V310 / V311 from each base cabinet solid tops - see frederiksborg top boards on page 24 * = top boards will always be provided with add-ons (visible joint) if longer than 240 cm / 94.5" for longer top boards please inquire for price.		
Size in cm / inches	316 x 54 x 2,5	366 x 54 x 2,5			
Width x depth x height	124,5" x 21,5" x 1"	144,25" x 21,5" x 1"			
Teak	1.165	1.360			
Oak	1.105	1.300			
Cherry	1.105	1.300			

25 mm / 1" veneered block board - also inside shelves. Solid doors and drawers. Drawers on telescopic runners w/softclose and glass shelves with wooden front edge. Doors and drawers with softclose.

Last figure of model number (-35 = 14" / 35,5 = 14" / 49 = 19,5" / 49,5 = 19,5") indicates shelf/rail/cabinet depth.

Model number	VF10-49	VF10-35	VF13-49	VF13-35	VF14-49	VF14-35	VF15-49	VF15-35	VF16-49	VF16-35
Delivered assembled										
CD- & DVD holder - See page 42										
Size in cm / inches	100 x 49 x 71,3		100 x 49 x 71,3		49 x 49 x 71,3		49 x 49 x 71,3		49 x 49 x 71,3	
Width x depth x height	39,5" x 19,5" x 28,25"		39,5" x 19,5" x 28,25"		19,5" x 19,5" x 28,25"		19,5" x 19,5" x 28,25"		19,5" x 19,5" x 28,25"	
Teak	1.855	1.675	2.380	2.230	1.140	1.000	1.805	1.685	1.925	1.855
Oak	1.810	1.620	2.425	2.275	1.125	980	1.805	1.690	1.930	1.860
Cherry	1.990	1.795	2.815	2.665	1.205	1.060	2.065	1.945	2.190	2.120
Model number	VF20-49	VF20-35	VF23-49	VF23-35	VF24-49	VF24-35	VF25-49	VF25-35	VF26-49	VF26-35
Delivered assembled										
CD- & DVD holder - See page 42										
Size in cm / inches	100 x 49 x 52,1		100 x 49 x 52,1		100 x 49 x 52,1		49 x 49 x 52,1		49 x 49 x 52,1	
Width x depth x height	39,5" x 19,5" x 20,75"		39,5" x 19,5" x 20,75"		39,5" x 19,5" x 20,75"		19,5" x 19,5" x 20,75"		19,5" x 19,5" x 20,75"	
Teak	1.445	1.340	1.810	1.705	1.580	1.435	885	810	1.355	1.280
Oak	1.400	1.295	1.835	1.725	1.560	1.420	865	790	1.350	1.275
Cherry	1.455	1.345	2.095	1.990	1.695	1.550	920	845	1.525	1.445
Model number	VF27-49	VF27-35	VF30-49	VF30-35	VF40-35	VF42-35	VF43-35			
Delivered assembled										
Size in cm / inches	49 x 49 x 52,1		151 x 49 x 52,1		100 x 35 x 66,5		100 x 35 x 66,5		100 x 35 x 66,5	
Width x depth x height	19,5" x 19,5" x 20,75"		59,5" x 19,5" x 20,75"		39,5" x 14" x 26,25"		39,5" x 14" x 26,25"		39,5" x 14" x 26,25"	
Teak	1.855	1.780	2.190	1.980	1.325	1.550		1.385		
Oak	1.860	1.785	2.160	1.950	1.260	1.510		1.320		
Cherry	2.175	2.100	2.335	2.125	1.385	1.690		1.435		
Model number	VF45-35		VF47-35		VF48-35		VF50-35		VF52-35	
Delivered assembled										
Size in cm / inches	49 x 35 x 66,5		49 x 35 x 66,5		49 x 35 x 66,5		100 x 35 x 98,5		100 x 35 x 98,5	
Width x depth x height	19,5" x 14" x 26,25"		19,5" x 14" x 26,25"		19,5" x 14" x 26,25"		39,5" x 14" x 39"		39,5" x 14" x 39"	
Teak	860		930		910		1.565		1.980	
Oak	830		920		875		1.500		1.950	
Cherry	895		995		940		1.670		2.215	
Model number	VF53-35		VF55-35		VF57-35		VF58-35		VF60-35	
Delivered assembled										
Size in cm / inches	100 x 35 x 98,5		49 x 35 x 98,5		49 x 35 x 98,5		49 x 35 x 98,5		100 x 35 x 130,5	
Width x depth x height	39,5" x 14" x 39"		19,5" x 14" x 39"		19,5" x 14" x 39"		19,5" x 14" x 39"		39,5" x 14" x 51,5"	
Teak	1.660		1.025		1.175		1.110		1.830	
Oak	1.585		990		1.170		1.070		1.750	
Cherry	1.760		1.080		1.290		1.175		1.990	
Model number	VF62-35		VF63-35		VF65-35		VF67-35		VF68-35	
Delivered assembled										
Size in cm / inches	100 x 35 x 130,5		100 x 35 x 130,5		49 x 35 x 130,5		49 x 35 x 130,5		49 x 35 x 130,5	
Width x depth x height	39,5" x 14" x 51,5"		39,5" x 14" x 51,5"		19,5" x 14" x 51,5"		19,5" x 14" x 51,5"		19,5" x 14" x 51,5"	
Teak	2.445		1.950		1.205		1.440		1.320	
Oak	2.390		1.870		1.160		1.425		1.275	
Cherry	2.745		2.100		1.290		1.580		1.415	

Cabinets VF40, VF43, VF45, VF48, VF50, VF53, VF55, VF58, VF60, VF63, VF65, VF68 with halogen light and glass shelves with wooden front edge.

Cabinets VF40, VF45, VF50, VF55, VF60, VF65 glass doors without window bars.

Cabinets VF43, VF48, VF53, VF58, VF63, VF68 with window bars

Extra charge:

Shortening of rails, shelves and tops in depth / width / height per model

+ 135,-

Back panels - see page 25

For other sizes please inquire.

rosenberg

VK1 Wall unit

Width x depth x height: 264 x 54 x 216,8 cm / 104" x 21,5" x 85,5"

Quantity Model number

- 1 V49-49,5L RAIL
- 2 V49-49,5M RAIL
- 1 V49-49,5R RAIL
- 1 VF25-49L CABINET - DOOR
- 1 VF24-49 CABINET - 1 DRAWER
- 1 VF20-49 CABINET - DOORS
- 2 V310-49 SHELF / TOP BOARD
- 1 V311-49 SHELF / TOP BOARD
- 1 V80E TOP BOARD
- 1 V164-35,5L RAIL
- 2 V164-35,5M RAIL
- 1 V164-35,5R RAIL
- 1 VF67-35L CABINET
- 3 V310-35 SHELF
- 1 VF60-35 CABINET



	Teak	Oak	Cherry
	10.240	9.830	10.470

VK5 Wall unit

Width x depth x height: 361,5 x 49,5 x 200,8 cm / 142,5" x 19,5" x 79,25"

Quantity Model number

- 1 V200-71L RAIL
- 1 VF10-49 CABINET - DOORS
- 1 VF50-35 CABINET
- 1 V200-71M RAIL
- 1 VF15-49 CABINET - 3 DRAWERS
- 4 V311-35 SHELF
- 1 V200-71M RAIL
- 1 VF20-49 CABINET - DOORS
- 1 VF40-35 CABINET
- 1 V310-35 SHELF
- 1 V200-71M RAIL
- 1 VF10-49 CABINET - DOORS
- 1 VF52-35 CABINET
- 1 V200-71R RAIL



	Teak	Oak	Cherry
	15.220	14.410	15.670

VK13 Wall unit

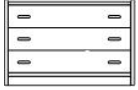





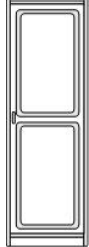
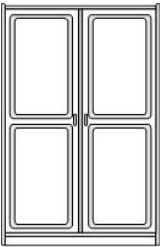
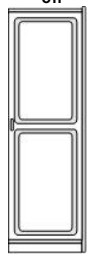
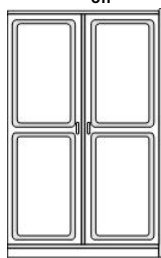


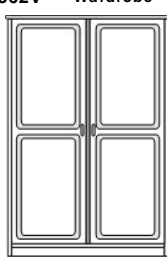
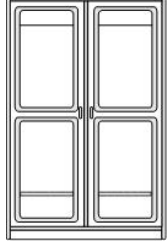
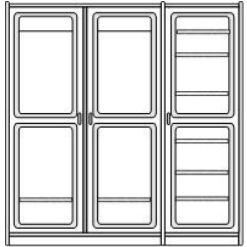
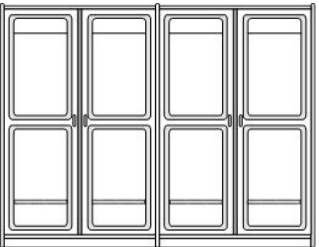
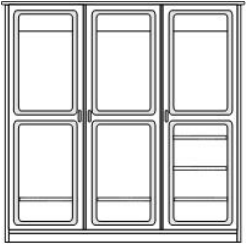
Width x depth x height: 310 x 49,5 x 200,8 cm / 122,25" x 19,5" x 79,25"

Quantity Model number

- 1 V200-71L RAIL
- 1 VF14-49L CABINET - DOOR
- 1 VF57-35L CABINET
- 1 V200-71M RAIL
- 1 VF30-49 CABINET - 1 DRAWER
- 3 V309-35 SHELF
- 1 V200-71M RAIL
- 1 VF10-49 CABINET - DOORS
- 1 VF50-35 CABINET
- 1 V200-71R RAIL

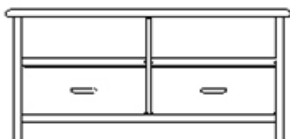


	Teak	Oak	Cherry
	10.975	10.355	11.100

Model number	2945V Chest of drawers	2938V Nightstand	2939V Nightstand	2937V Nightstand	2940V Nightstand
Delivered assembled					
Size in cm / inches Width x depth x height	105 x 49,5 x 72,8 41,5" x 19,5 x 28,75"	54 x 35,5 x 34,1 21,5" x 14 x 13,5"	54 x 35,5 x 53,6 21,5" x 14 x 21,25"	54 x 35,5 x 53,6 21,5" x 14 x 21,25" with back panel	54 x 35,5 x 53,6 21,5" x 14 x 21,25" with back panel
Volume in cbm / Weight in kg	0,420 / 45	0,100 / 18	0,120 / 25	0,120 / 20	0,120 / 25
Teak	2.675	975	1.410	1.050	815
Oak	2.680	940	1.370	1.010	765
Cherry	3.070	1.025	1.545	1.095	765
Model number	2944V Dresser	2961V Wardrobe	2962V Wardrobe	2968V Wardrobe add-on	2969V Wardrobe add-on
wardrobe doors only available w.framed doors					
	Size in cm / inches Width x depth x height	105 x 49,5 x 108 41,5" x 19,5 x 42,75" 2 wooden shelves adj.	65 x 60 x 210,5 25,75" x 23,75 x 83" Basic unit with 1 door including 2 sides left and right	127,5 x 60 x 210,5 50,25" x 23,75 x 83" Basic unit with 2 doors including 2 sides - left and right - and door divider in the middle.	62,5 x 60 x 210,5 24,75" x 23,75 x 83" Add-on unit with 1 door including 1side.
Volume in cbm / Weight in kg	Delivered assembled 0,625 / 65	0,175 / 56 - KD	0,400 / 93 - KD	0,175 / 56 - KD	0,400 / 93 - KD
Teak	4.035	2.855	4.780	2.240	4.165
Oak	3.985	2.755	4.520	2.170	3.935
Cherry	4.530	3.065	5.330	2.480	4.750
Model number	Shelf		Crossbar for hangers		1962V Wardrobe
wardrobe doors only available w.framed doors					
	Size in cm / inches Width x depth x height	1972V 60 x 52 x 3 23,75" x 20,	1973V 122,5 x 52 x 3 48,25" x 20,5" x 1,25"	1170M L. 60 L. 23,75"	1171V L. 122,5 L. 48,25"
Volume in cbm / Weight in kg	0,020 / 5	0,037 / 7			0,400 / 93 - KD
Teak	220	365	130	155	4.830
Oak	210	345	120	145	4.560
Cherry	210	345	135	175	5.370
Model number	VK6	VK7	VK8		VK9
wardrobe doors only available w.framed doors					
	Size in cm / inches Width x depth x height	127,5 x 60 x 210,5 50,25" x 23,75 x 83" 1x 2962V 1x 117 1M 1x 1973V	190 x 60 x 210,5 75" x 23,75" x 83" 1x 2962V 1x 1973V 1x 2968V 6 x 1972V 1x 117 1M	252,5 x 60 x 210,5 99,5" x 23,75" x 83" 1x 2962V 2 x 1973V 1x 2969V 2 x 117 1M	
- KD					
Teak	5.300	8.860	9.985		8.140
Oak	5.010	8.440	9.435		7.735
Cherry	5.850	9.590	11.120		8.895

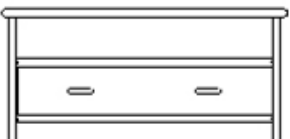
TV cabinets - with back panel

Delivered assembled & w. wooden shelves

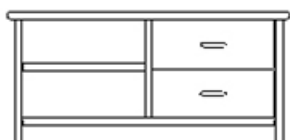


rosenborg 25 mm / 1" thickness veneered block board		
W. x H.	110 x 52,1 / 43,5" x 20,75"	
depth	38 / 35,5 15" / 14"	44 / 42 17,5" / 16,75"
	1960V-23	1964V-23

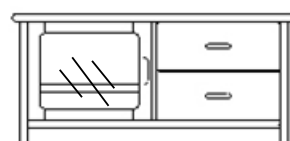
Teak	1.890	1.950
Oak	1.810	1.870
Cherry	1.995	2.060



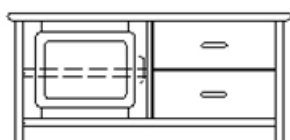
	1960V	1964V
Teak	1.545	1.625
Oak	1.485	1.555
Cherry	1.625	1.720



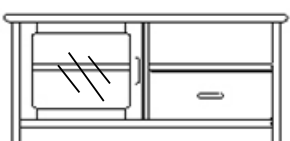
	1960V-24	1964V-24
Teak	1.775	1.830
Oak	1.700	1.760
Cherry	1.885	1.950



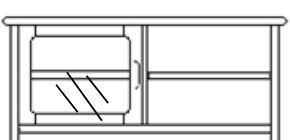
	1960V-25	1964V-25
Teak	1.960	2.020
Oak	1.885	1.950
Cherry	2.095	2.155



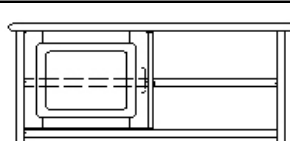
	1960V-26	1964V-26
Teak	2.020	2.075
Oak	1.940	2.000
Cherry	2.185	2.240




	1960V-27	1964V-27
Teak	1.735	1.850
Oak	1.655	1.770
Cherry	1.775	1.925



	1960V-28	1964V-28
Teak	1.390	1.500
Oak	1.320	1.430
Cherry	1.340	1.490



	1960V-29	1964V-29
Teak	1.445	1.555
Oak	1.370	1.485
Cherry	1.430	1.575



	depth 35,5 W. x H. 105 x 53,6	
	2960V	
Teak	1.545	
Oak	1.485	
Cherry	1.625	

frederiksborg 30 mm / 1,25" thickness solid wood		
W. x H.	112 x 53 / 44,25" x 21"	
depth	38 / 35,5 15" / 14"	44 / 42 17,5" / 16,75"
	TV2-3	TV5-3

Teak	2.570	2.770
Oak, Ash, Alder	2.265	2.425
Cherry, Walnut	3.250	3.535
Beech, Pine & r.h.beech	1.710	1.800

	TV24-38	TV54-44
Teak	2.160	2.380
Oak, Ash, Alder	1.890	2.065
Cherry, Walnut	2.785	3.110
Beech, Pine & r.h.beech	1.390	1.490

	TV2-4	TV5-4
Teak	2.385	2.580
Oak, Ash, Alder	2.110	2.250
Cherry, Walnut	3.010	3.275
Beech, Pine & r.h.beech	1.595	1.680

	TV2-5	TV5-5
Teak	2.580	2.765
Oak, Ash, Alder	2.295	2.440
Cherry, Walnut	3.225	3.485
Beech, Pine & r.h.beech	1.765	1.855

	TV2-6	TV5-6
Teak	2.630	2.820
Oak, Ash, Alder	2.345	2.495
Cherry, Walnut	3.310	3.570
Beech, Pine & r.h.beech	1.795	1.880

	TV2-7	TV5-7
Teak	2.415	2.675
Oak, Ash, Alder	2.115	2.320
Cherry, Walnut	3.030	3.400
Beech, Pine & r.h.beech	1.600	1.720

	TV2-8	TV5-8
Teak	2.065	2.330
Oak, Ash, Alder	1.770	1.980
Cherry, Walnut	2.595	2.970
Beech, Pine & r.h.beech	1.325	1.445

	TV2-9	TV5-9
Teak	2.120	2.380
Oak, Ash, Alder	1.820	2.035
Cherry, Walnut	2.680	3.055
Beech, Pine & r.h.beech	1.355	1.470

CD100	CD- & DVD holder	CD100	CD49	CD59
CD59	Important - if for existing model please specify dimensions			
CD49				
	for cabinets width	100 / 39,5"	49 / 19,5"	59 / 23,25"
	Teak	250	135	195
	Oak	260	135	185
	Cherry	385	180	255
	Beech, Pine & r.h.beech	185	105	145



TV cabinets - with back panel

Delivered assembled & w. wooden shelves

		rosenborg 25 mm / 1" thickness veneered block board		frederiksborg 30 mm / 1,25" thickness solid wood	
		W. x H. 160 x 52,1 / 63" x 20,75"		W. x H. 163 x 53 / 64,25" x 21"	
		depth 38 / 35,5 / 44 / 42 15" / 14" / 17,5" / 16,75"		depth 38 / 35,5 / 44 / 42 15" / 14" / 17,5" / 16,75"	
		1957V-3	1967V-3	TV1-3	TV3-3
	Teak	2.775	2.930	3.625	4.090
	Oak	2.695	2.780	3.360	3.565
	Cherry	2.955	3.085	4.540	5.235
		1957V-4	1967V-4	TV1-4	TV3-4
	Teak	2.295	2.415	3.080	3.495
	Oak	2.220	2.290	2.830	3.010
	Cherry	2.390	2.495	3.865	4.475
		1957V-5	1967V-5	TV1-5	TV3-5
	Teak	2.670	2.800	3.460	3.880
	Oak	2.580	2.665	3.195	3.385
	Cherry	2.795	2.925	4.350	4.900
		1957V-6	1967V-6	TV1-6	TV3-6
	Teak	2.790	2.915	3.580	3.985
	Oak	2.705	2.770	3.320	3.490
	Cherry	2.985	3.100	4.450	5.080
		1957V-7	1967V-7	TV1-7	TV3-7
	Teak	2.430	2.610	3.290	3.770
	Oak	2.330	2.470	2.995	3.260
	Cherry	2.465	2.635	4.155	4.780
		1957V-8	1967V-8	TV1-8	TV3-8
	Teak	2.075	2.260	2.935	3.425
	Oak	1.970	2.135	2.630	2.920
	Cherry	2.015	2.200	3.715	4.340
		1957V-9	1967V-9	TV1-9	TV3-9
	Teak	2.200	2.375	3.055	3.540
	Oak	2.090	2.240	2.750	3.025
	Cherry	2.205	2.375	3.890	4.520
		1957V-10	1967V-10	TV1-10	TV3-10
	Teak	2.075	2.130	2.840	3.155
	Oak	2.015	2.015	2.565	2.675
	Cherry	2.185	2.230	3.605	4.130
		1957V	1967V	TV1	TV3
	Teak	2.415	2.575	3.275	3.740
	Oak	2.335	2.445	3.000	3.225
	Cherry	2.505	2.650	4.335	4.795
		1957V-11	1967V-11	TV1-11	TV3-11
	Teak	2.490	2.725	3.405	3.885
	Oak	2.355	2.580	2.960	3.360
	Cherry	2.600	2.815	4.330	4.960
		1960V-41		TV4-1	TV4-14
	Teak	2.885		4.180	4.180
	Oak	2.745		3.490	3.490
	Cherry	2.930		5.120	5.120
		W. x H. 207 x 52,1 / 81,5" x 20,75"		214 x 53 / 84,5" x 21"	

