




MODERN INSULATED GARAGE DOORS

- Sectional Overhead Door
- 3-layer insulated door steel + insulation + steel 1-5/8" (40 mm)
- Polyurethane insulation core bonded to steel 15.1
- R-value (thermal protection) 20 gauge interior and 21 gauge exterior steel
- Orange peel texture
- Optional windows
- 10 year paint limited warranty | 1 year hardware warranty
- All hardware included

STOCK ITEMS

1-3 business days delivery



BLACK / ORANGE PEEL

Available sizes: 16x8 / 16x7 / 8x8 / 7x7 feet
Type of panels: JY-N40
Surface texture: Orange Peel
Tracks: R12 single track
Hardware: Galvanized steel




WHITE / ORANGE PEEL

Available sizes: 16x8 / 16x7 / 8x8 / 7x7 feet
Type of panels: JY-N40
Surface texture: Orange Peel
Tracks: R12 single track
Hardware: Galvanized steel


PREORDER ITEMS

Estimate time delivery March 2023



BLACK & WALNUT SANDPAPER

Height: 8, 9, 10, 12 and 14 feet
Width: up to 20 feet
Type of panels: JY-N40
Surface texture: Sandpaper
Tracks: R12 single track
Hardware: Galvanized steel



BLACK & WHITE ORANGE PEEL

Height: 8, 9, 10, 12 and 14 feet
Width: up to 20 feet
Type of panels: JY-N40
Surface texture: Sandpaper
Tracks: R12 single track
Hardware: Galvanized steel

(864) 777 46 77

sales@avsgrp.net | www.avsgrp.net