

The Stairparts Collection





At Shaw Stairs we pride ourselves on the quality of our products. We produce stairparts and timber mouldings to suit any home, from traditional turned spindles and newels in timbers such as oak, ash and pine to the Contemporary simplicity of our Quays and Axxys ranges.

Our timber ranges include graceful, well-proportioned profiles in a variety of designs. Whether you require classic lines such as the Warwick Twist or the understated elegance of our Stop Chamfered range, all our stairparts are crafted from the finest kiln dried timbers. Our enviable combination of traditional craftsmanship and the latest computerised machinery ensures that all our components are produced to the highest specification and finish.



Please note: Wood is a natural product and will vary in colour and grain. Over a period of time wood undergoes the natural process of maturing, which will also contribute to variations in colour.

the Stairpart Specialists

Pine
We use superior quality Scandinavian pine for its beauty and adaptability. Over time the wood undergoes a natural maturing process, enhancing its rich colour and patina.

Oak
This hardwood offers strength and durability with a beautiful grain and texture. Oak truly reflects the traditional and historical qualities of English craftsmanship.

Ash
This rich, creamy hardwood is one of the most versatile timbers available. Ash is tough and pliable, making it an excellent choice for a durable yet beautiful finish.

Red Hardwood
Our range of red hardwood stairparts introduces dark rich colours which can be highlighted by a polished finish making an unmistakable statement of elegance and quality.

Hemlock
Hemlock is a conifer belonging to the pine family. The timbers we select are free from knots with a uniform grain and suitable to take a variety of stain finishes.

Quays
The Quays range offers traditional timber with a

Contemporary
Our Contemporary range has been created to suit any

Primed
The most time consuming part of fitting a staircase is the painting. Our solution is to offer pre-primed components that save time and help you deliver your project on time and within budget. The primed range of stairparts are made from premium grade Scandinavian redwood, sanded to a high specification and primed with a satin white finish.

Warwick
The Warwick range has been designed for its imposing appearance, providing an impressive feature in any hallway. The range is available in Scandinavian pine, dark red hardwood, ash and oak. The large proportions of the range are as grand as the statement it will make in your home.

modern, contemporary look. This stylish range is available in pine and oak and offers elegant lines with structured newels and spindles. It is this unique combination of modern and traditional that makes the Quays range so versatile, sitting well in both new build and older homes.

style of home, from a traditional farmhouse to a modern dockside apartment. The effortless design offers timeless simplicity and clean lines. The range is available in oak and pine timbers making it versatile and adaptable for any setting.





the Pine Collection

timber sourced from Scandinavia

Handrail Fittings



Left Hand Volute
V30LH32P • V30LH41P



Right Hand Volute
V30RH32P • V30RH41P



Opening Cap • OC10P



Tandem Cap • TC20P



Over Easing
OE1332P • OE1341P



Level Quarterturn w/cap
LQC20P



Level Quarterturn
LQT11P

Up Easing
VEI232P • VEI241P




Vertical Turn • GF98P
32mm or 41mm



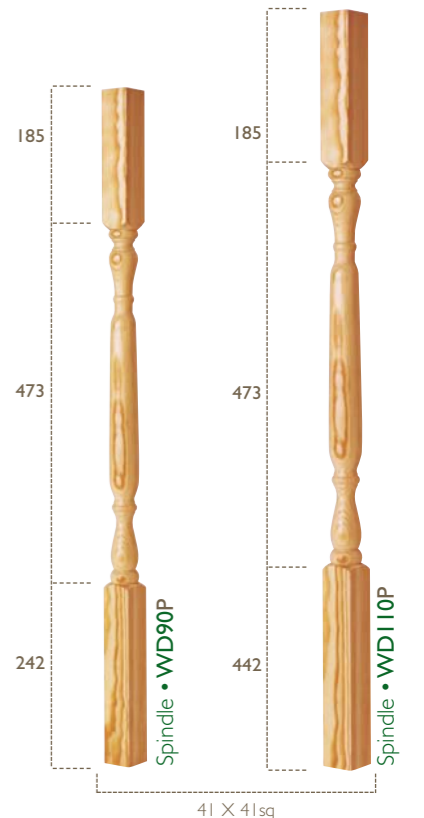
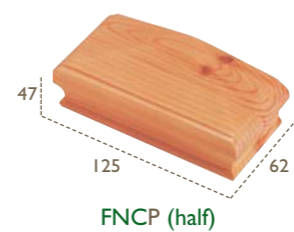
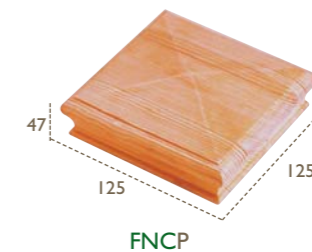
Pine Spindles



Newel Caps



Patrice Caps





Also available as Drop Newel Base CMD615

BASES	
CODE:	LENGTH:
CMB 515	515
CMB 515 (HALF)	515
CMB 615	615
CMB 615 (HALF)	615
CMB 700	700
CMB 700 (HALF)	700
CMB 915	915
CMB 1500	1500
CMB 2000	2000
CMB 2800	2800


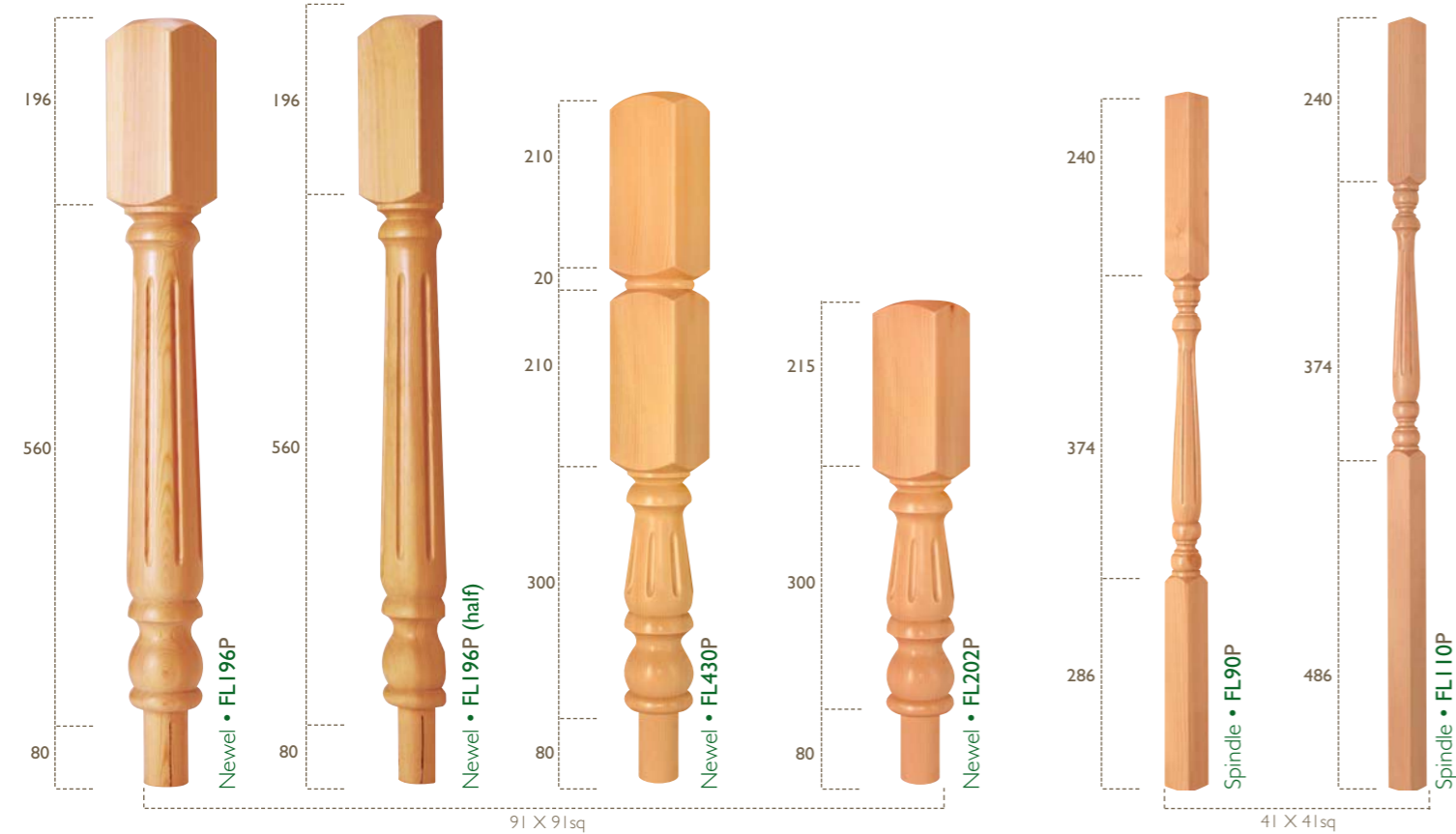
Newel Base
CMB615



Pine Newels



Fluted Pine Range


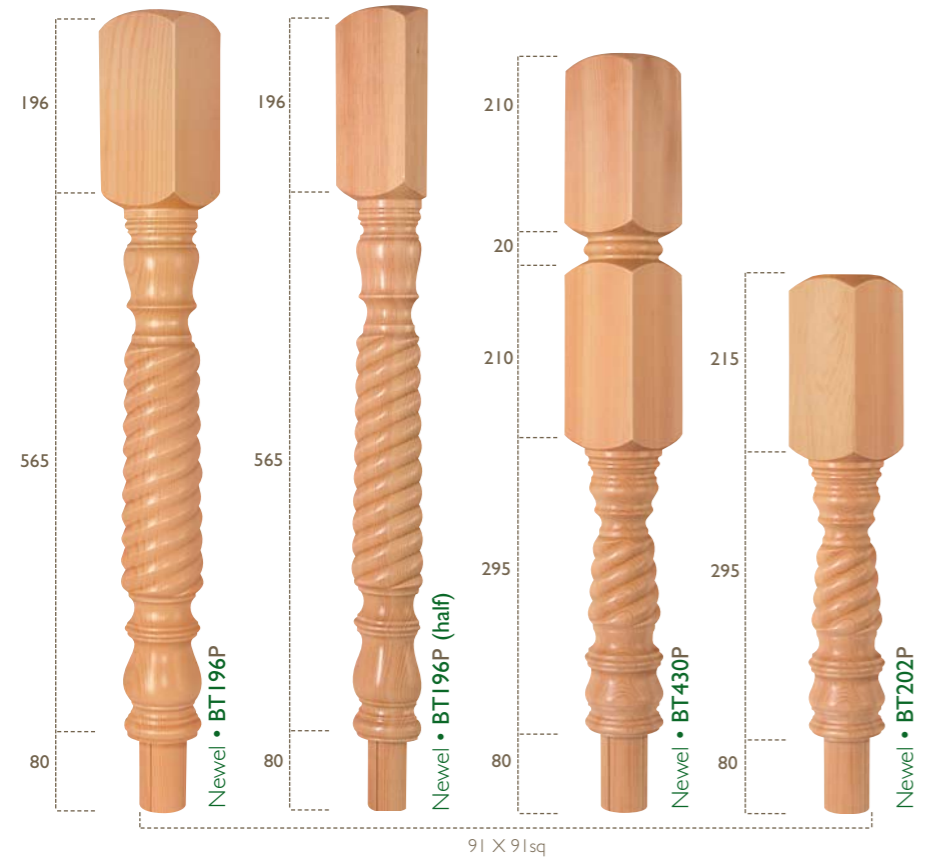


One Piece Newels






Barley Twist Range






Newel Caps



Patrice Caps



Also available as Drop Newel Base CMD615



BASES	
CODE:	LENGTH:
CMB 615	615
CMB 615 (HALF)	615
CMB 700	700
CMB 700 (HALF)	700
CMB 915	915
CMB 1500	1500
CMB 2000	2000
CMB 2800	2800

Newel Base CMB615

Handrail Fittings

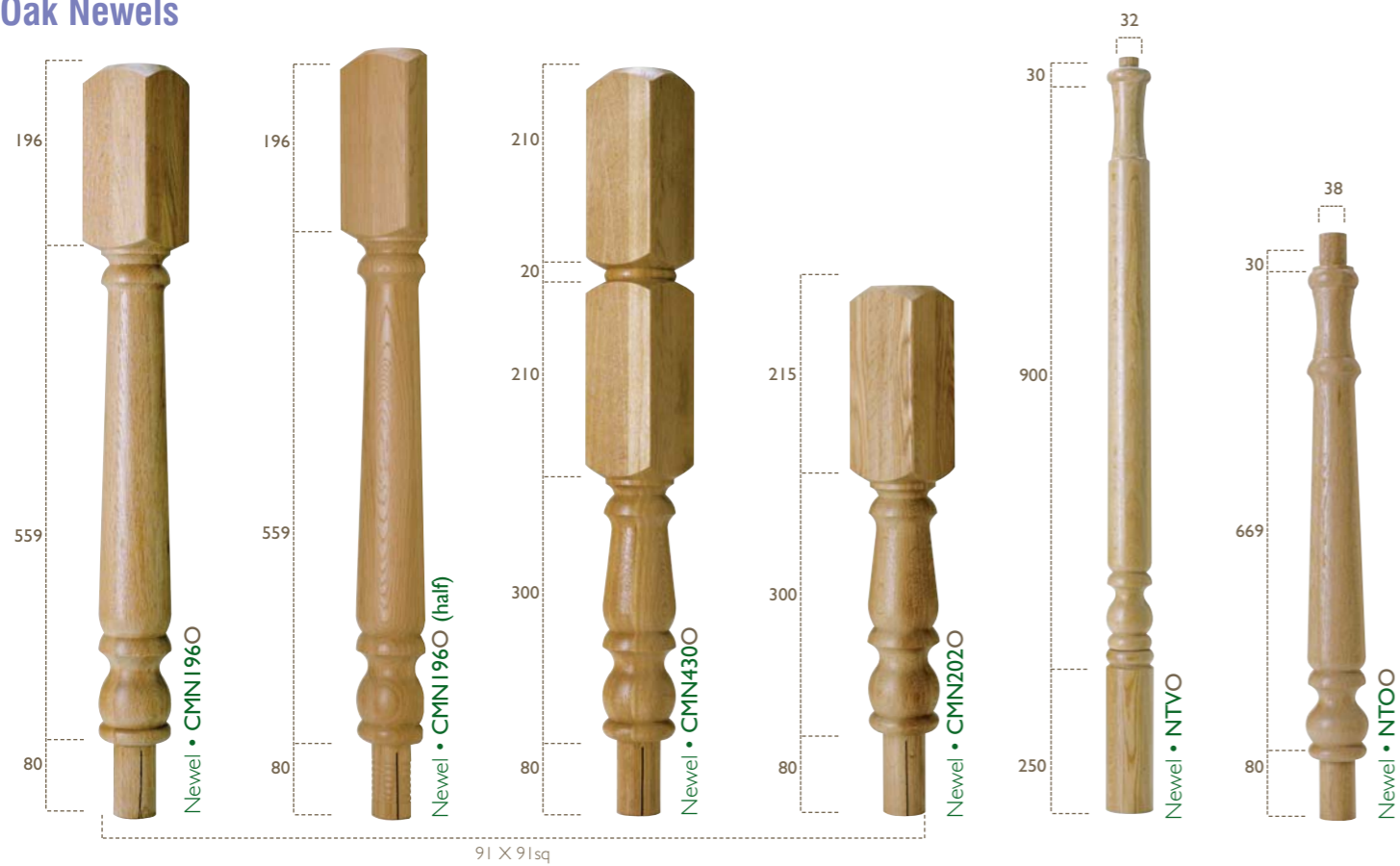


Oak Spindles








Oak Newels



Barley Twist Range



Fluted Oak Range





the Hemlock Collection

uniform grain and selected free from knots

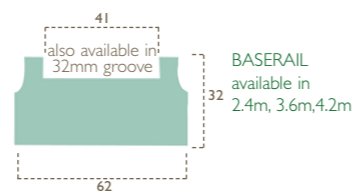
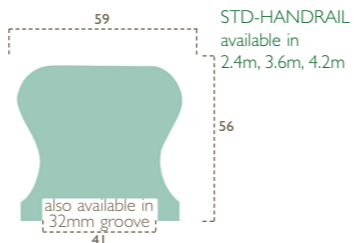
Handrail Fittings



Left Hand Volute
V30LH32H • V30LH41H



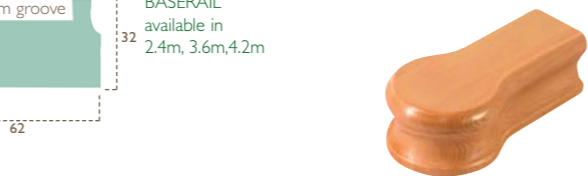
Over Easing
OEI332H • OEI341H



Right Hand Volute
V30RH32H • V30RH41H



Up Easing
VEI232H • VEI241H



Opening Cap • OC10H



Tandem Cap • TC20H



Level Quarterturn w/cap
LQC20H



Vertical Turn • GF98H
32mm or 41mm



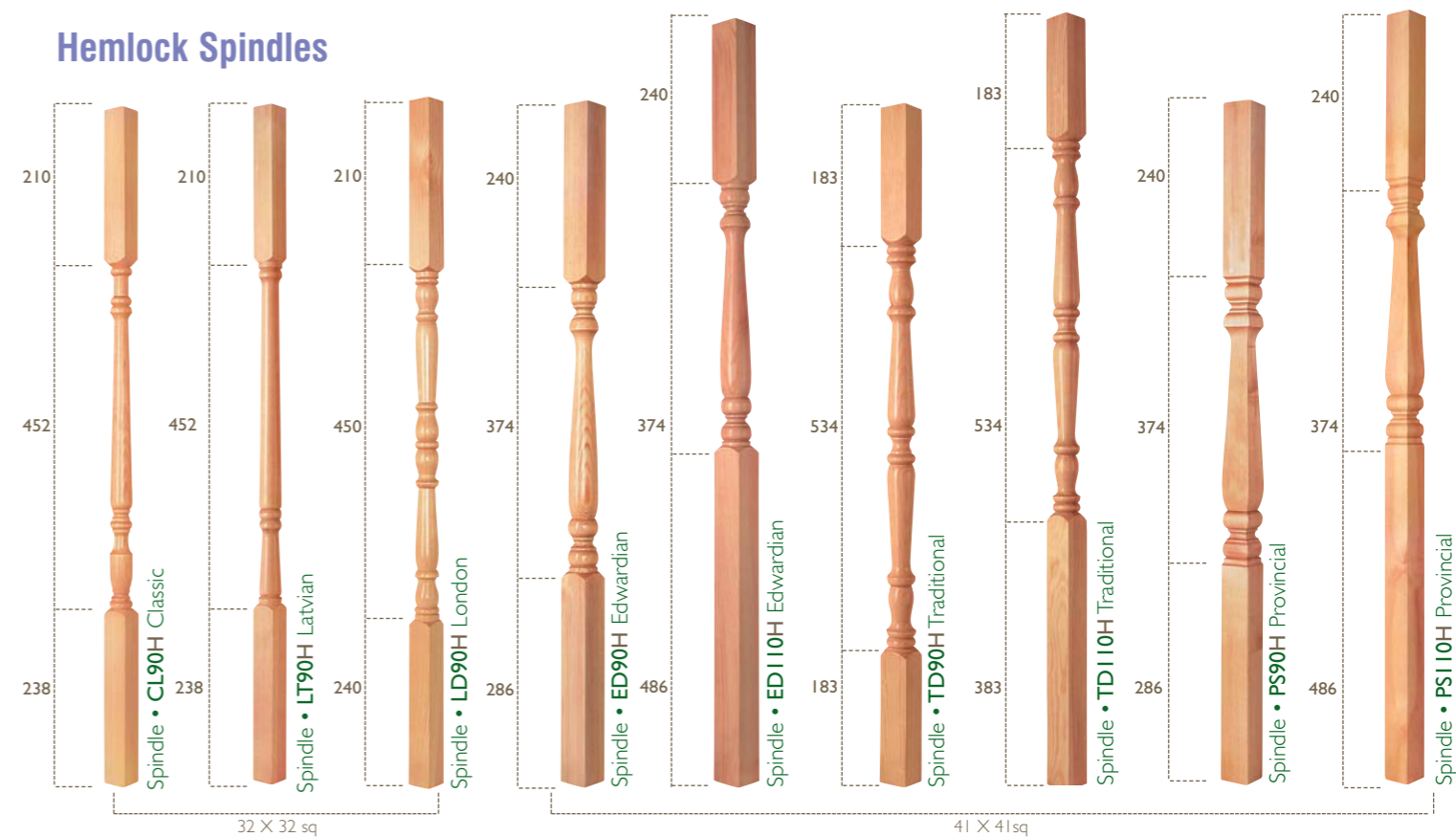
Level Quarterturn
LQT11H

Also available as Drop Newel Base CMD615


BASES	
CODE:	LENGTH:
CMB 515	515
CMB 515 (HALF)	515
CMB 615	615
CMB 615 (HALF)	615
CMB 700	700
CMB 700 (HALF)	700
CMB 915	915
CMB 1500	1500
CMB 2000	2000
CMB 2800	2800

Newel Base
CMB615

Hemlock Spindles



Newel Caps

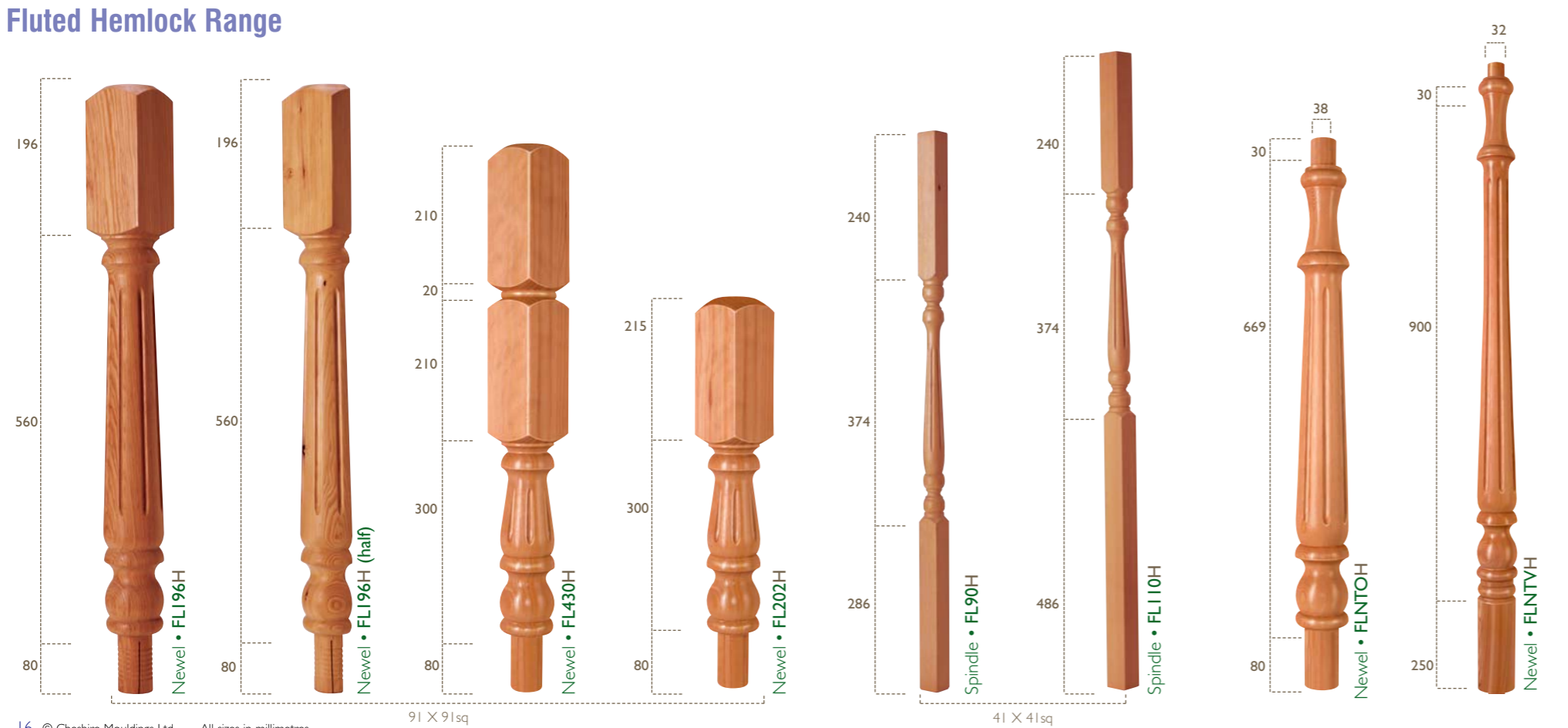




Hemlock Newels

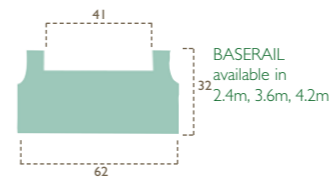
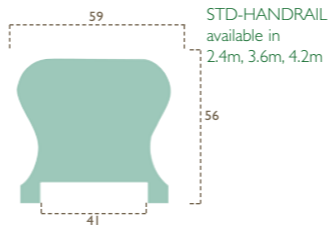


Fluted Hemlock Range



the Ash Collection

traditional and historical qualities of true English workmanship



Handrail Fittings



Left Hand Volute
V30LH41A



Right Hand Volute
V30RH41A



Opening Cap • OC10A



Tandem Cap • TC20A



Level Quarterturn w/cap
LQC20A



Level Quarterturn • LQT11A



Over Easing
OE1341A



Up Easing
VE1241A

Also available as Drop Newel Base CMD615

BASES	
CODE:	LENGTH:
CMB 515	515
CMB 515 (HALF)	515
CMB 615	615
CMB 615 (HALF)	615
CMB 700	700
CMB 700 (HALF)	700
CMB 915	915
CMB 1500	1500
CMB 2000	2000
CMB 2800	2800

Newel Base
CMB615



Vertical Turn
GF98A

Ash Newels







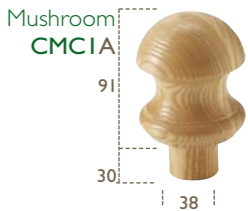
Fluted Ash Range



Ash Spindles



Newel Caps



the Red Hardwood Collection

dark rich colours, highlighted by a polished finish

Handrail Fittings



Left Hand Volute
V30LH32M • V30LH41M



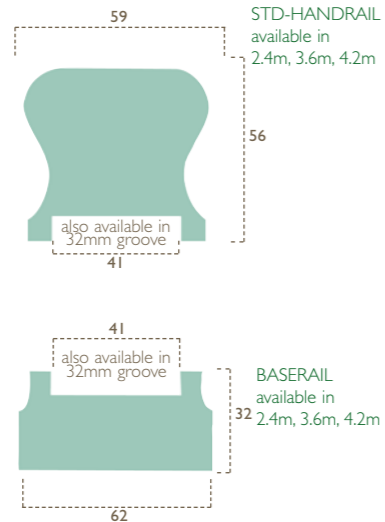
Right Hand Volute
V30RH32M • V30RH41M



Level Quarterturn w/cap • LQC20M



Level Quarterturn • LQT11M



Opening Cap • OCI10M




Tandem Cap • TC20M



Vertical Turn • GF98M
32mm or 41mm



Red Hardwood Spindles



Over Easing
OE1332M • OE1341M

Up Easing
VE1232M • VE1241M


Also available as Drop Newel Base CMD615

BASES	
CODE:	LENGTH:
CMB 515	515
CMB 515 (HALF)	515
CMB 615	615
CMB 615 (HALF)	615
CMB 700	700
CMB 700 (HALF)	700
CMB 915	915
CMB 1500	1500
CMB 2000	2000
CMB 2800	2800

Newel Base
CMB615

* For details of full range refer to price list

Newel Caps

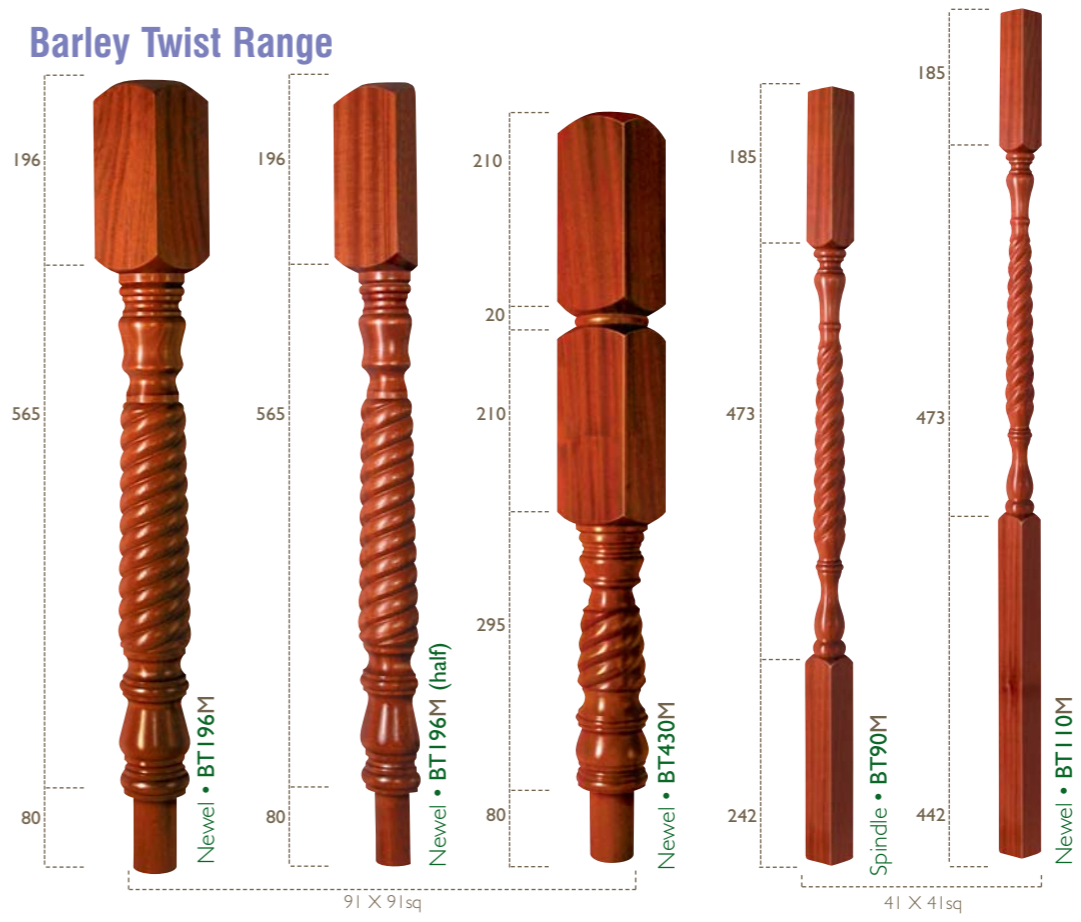




Red Hardwood Newels



Barley Twist Range



Fluted Red Hardwood Range



One Piece Newels



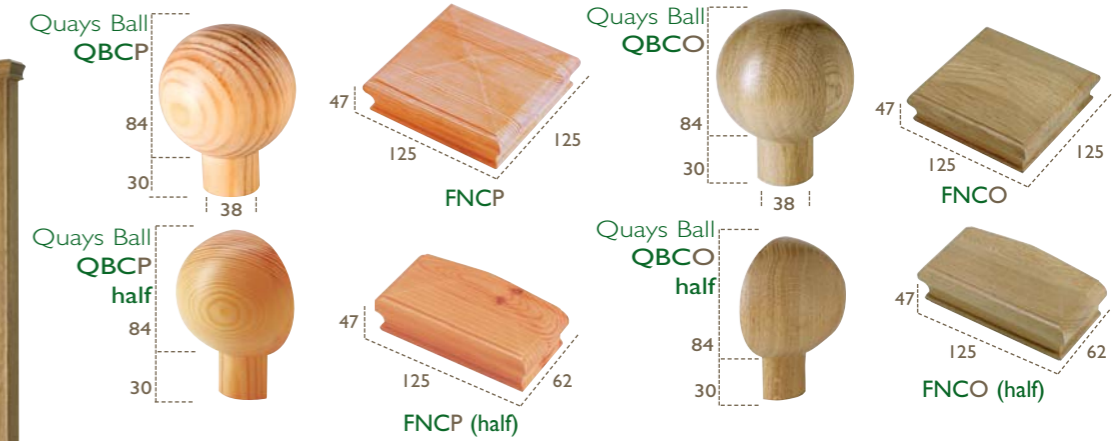
Oak Quays





Patrice Newels



Newel and Patrice Caps



Pine Quays





the Contemporary Collection

effortless design offers timeless simplicity and clean lines




Stop Chamfered Pine



NOW AVAILABLE
Primed Edwardian Spindle 1100mm • PRED110
Primed Edwardian Spindle 900mm • PRED90

Stop Chamfered Oak





Cheshire Mouldings has a long-standing proven history of producing superior, innovative stairparts and timber mouldings to enhance any home.

Established in 1988, Cheshire Mouldings combines a professional, flexible service with an exceptional product range to deliver quality and excellence on every level.

We welcome the opportunity to become your supplier of stairparts and mouldings and offer the guarantee that we will exceed your expectations.



For more information contact

Shaw Stairs Ltd

Units 4-5 Apollo Park, Apollo, Lichfield Road Ind. Estate, Tamworth B79 7TA

tel: 0845 644 4004 fax: 0845 644 4003

web: www.shawstairs.com

sales@shawstairs.com

www.shawstairs.com

Dealer Stamp

