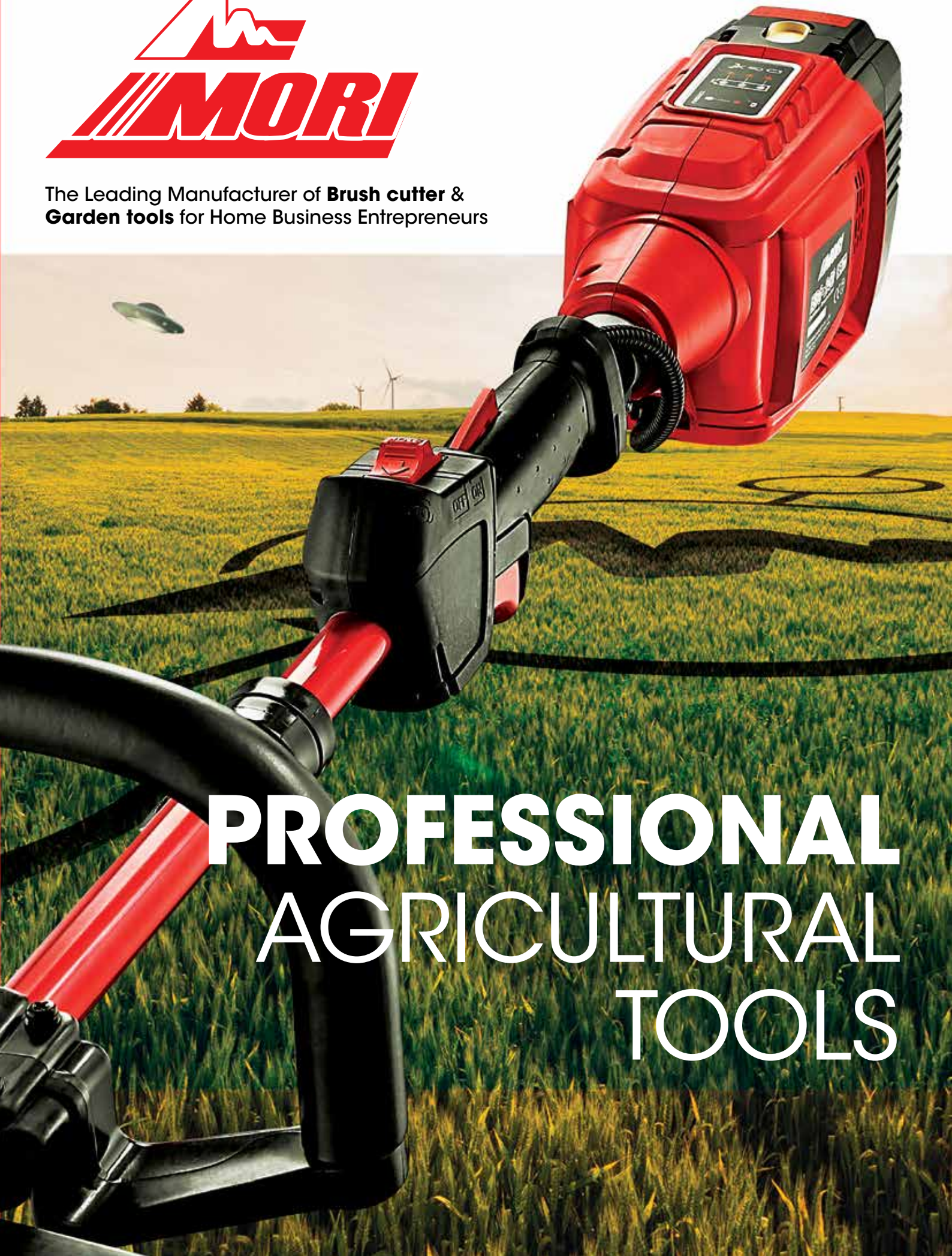




The Leading Manufacturer of **Brush cutter & Garden tools** for Home Business Entrepreneurs



PROFESSIONAL AGRICULTURAL TOOLS



BATTERY series

- With official CE/TUV/PSE/KC certification
- With 36VDC brush or brushless type of motor
- With battery safety protection (short circuit / over charge / over discharge)
- Durable brushless motor with double-bearings design and withstand impact test
- With reverse function
- With brake energy recovery function
- With electronic brake protection in 5 seconds



GASOLINE series

MORI All Gasoline series products can supply major brand of engines from Japan.
For example : Honda, Kawasaki and Mitsubishi

TEAM MACHINERY CO., LTD. is a well-developed manufacturer offering brush cutter for many years.
As a leading supplier of Garden Machine, we provide professional Brush Cutter, Knapsack Power Sprayer, Earth Auger, Tea Pruner, Backpack Brush Cutter, Palm Harvester Machine and Knapsack Brush Cutter. In addition, we also offer Mini Tiller, Cultivator, Pole Chain Saw And Spare Parts.

PRODUCTS

BATTERY series

Brushless Electric Brush Cutter

P4-P5

EBC-2401 | 2401D

Cordless Electric Brush Cutter

P6-P7

EBC-240 | 240D

Multi-tool Electric or Engine Hedge Trimmer/ Pole Saw/ Tiller/ Grass Trimmer

P8-P9

EBC-240MT (MUL-240)

GASOLINE series

Brush Cutter/ Grass Trimmer

Backpack or Knapsack Type

P10-P11

BP-260 | KT-350/430/430JT

Shoulder Type

P12-P13

APT-240 | S-400

P14-P15

V-600/800 | X-600/600D/800/800D/800EVO

Pole Hedge Trimmer

P16-P17

BP260+AHT-240 | SHT-240 | LHT-240

Telescopic Pole Chainsaw

P18-P19

JPS-240/260/260JT | TSP-260

Other Agricultural Machines

P20-P21

TSH-260 | JPS-PH-260/260JT
(Telescopic palm Harvester)

TPC-280/430 (Tea Pruner)

P22-P23

AUG-500 (Earth Auger)

CA-250 (Mini Tiller)

THP-250 (Backpack Sprayer)

BACKPACK BATTERY SET

17.2Ah big battery set with luxury harness for longer using time



BELT CLIP BATTERY SET

Easy belt clip battery set for operation with charger function (4.1Ah Battery)

Built-in fan circulates air through the battery during the charging process to cool the battery for faster charge time.



DESK CHARGER

Standard desk charger with LED light for indicating charging status (4.1Ah Battery)




THROTTLE LEVER ASSEMBLY

Luxury throttle lever assembly can provide comfortable operation

A Stepless Speed Throttle Trigger

B ON/OFF Switch

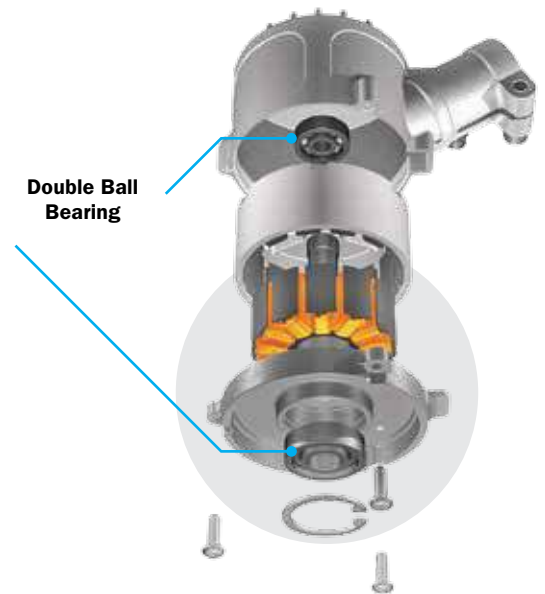




Management System
ISO 9001:2015
www.tuv.com
ID 9195039876



Brushless type of motor with CE/TUV/PSE/KC certification



FEATURE

- Powered by 36VDC/4.1Ah Li-Ion battery
- LED Warning lamp for battery/motor protection system.
- Indication lamp for battery.
- The Battery protection circuit will automatically shut off once the battery is short-circuit, over-charging or over-discharging.
- Trigger switch with variable speed control and lock-off button.
- Grass clipping removal function.
- Equipped with reverse switch for easy removal of grass clippings.
- With battery guard.
- With electric Brake.
- With auto power-off function
- With battery power switch
- With LED remaining power light
- 3 Protections - current, temperature, low voltage
- 3 minutes time out function
- Reliable quality with dia. 24mm aluminum main pipe which meet **JIS H4080 8601**
- Qualified safety guard to protect operator

Brushless Motor

PAT. TW I602502 / D176123

PAT. USA D777797

- Reliable & Qualified MORI Brushless DC motor
- Maintenance-free due to no brush.
- Energy production is more efficient than brushed DC motor because of no friction loss caused by brushes, enabling to lower amperage for reduced heat production and increased work amount on a single full battery charge.
- The design of the innovated spline shaft with 2 ball bearing to increase the anti-vibration and last the life time of Mori brushless motor longer and gained the higher reputation from the end users.



SPECIFICATION

Model	EBC-2401/ 2401D		Battery Set Opt.		
Motor System	Brushless Motor		 DESK CHARGER	 BACKPACK BATTERY SET	 BELT CLIP BATTERY SET
Battery	36V, Li-ion				
Battery Capacity	4.1Ah				
Charging Time	90 minutes				
Operating Time	3T metal blade 30-50 minutes	Nylon head 25-40 minutes			
Cutting Capacity	3T metal blade 255mm	Nylon head 345mm			
Max. Speed	5,200 rpm. (Unloading)				
Packing Weight	3.4-3.71 kgs (W/O Battery) 4.75-5.06 kgs (W / 4.1Ah Battery)				
Packing Size	L 1820 * H 230 * W 170mm				



Low Noise



Display



Overloading Alarm



Idle Alarm



Recycle Powered



Reverse Switch



Electric Brake



Stepless






Management System
ISO 9001:2015
www.tuv.com
ID 9 105003676



Brush type of motor with CE/TUV/PSE certification



FEATURE

- Powered by 36VDC/4.1Ah Li-ion battery
- LED warning lamp for battery/motor protection system.
- Indication lamp for battery.
- The Battery protection circuit will automatically shut off once the battery is short-circuit, over-charging or over-discharging.
- Trigger switch with variable speed control and lock-off button.
- Grass clipping removal function.
- Equipped with reverse switch for easy removal of grass clippings.
- With battery guard.
- With electric brake.
- With auto power-off function
- With battery power switch
- With LED remaining power light
- 3 Protections - current, temperature, low voltage
- 3 Minutes time out function
- Reliable quality with dia. 24mm aluminum main pipe which meet **JIS H4080 8601**
- With 7mm solid steel driving shaft of brush cutter
- Durable gear case
- Qualified safety guard to protect operator








| EBC-240D |

| EBC-240 |

SPECIFICATION

Model	EBC-240/ 240D		Battery Set Opt.		
Motor System	Brush type of Motor		 <p>DESK CHARGER</p>	 <p>BACKPACK BATTERY SET</p>	 <p>BELT CLIP BATTERY SET</p>
Battery	36V, Li-ion				
Battery Capacity	4.1Ah				
Charging Time	90 minutes				
Operating Time	3T metal blade 30-40 minutes	Nylon head 25-30 minutes			
Cutting Capacity	3T metal blade 255mm	Nylon head 345mm			
Max. Speed	6,300 rpm.				
Packing Weight	6.70-7.20 kgs				
Packing Size	L 1820 * H 230 * W 170mm				



Low Noise



Display



Overloading Alarm



Idle Alarm



Recycle Powered



Reverse Switch



Electric Brake



Stepsless





Brush type of motor with CE/TUV certification

MORI Multi tool welcomes you to choose the Battery system or the Gasoline system, you can make the best arrangement accord to the demand. MORI Multi tool are the perfect choice if you want to have a truly smart and worth work tool. You will only have to start and warm up one machine – then you are able to quickly and easily switch between many attachments to deal with all kinds of tasks – all year round. Just go ahead to choose from our available attachments into the brush cutter, hedge trimmer, pole saw or the tiller.

FEATURE

- D loop with handle type of handle for easy operation
- Powered by 36VDC/4.1Ah li-ion battery
- LED warning lamp for battery/motor protection system.
- The Battery protection circuit will automatically shut off once the battery is short-circuit, over-charging or over-discharging.
- Trigger switch with variable speed control and lock-off button.
- Equipped with reverse switch for easy removal of grass clippings.
- With battery guard.
- With electric brake.
- With auto power-off function
- With battery power switch
- With LED remaining power light
- 3 Protections - current, temperature, low voltage
- 3 Minutes time out function
- Reliable quality with dia. 24mm aluminum main pipe which meet **JIS H4080 8601**
- Length 750mm aluminum main pipe x 2pcs with joint connector
- With 7mm solid steel driving shaft of brush cutter
- Durable clutch assembly & gear case
- With semi-auto tap & go nylon head or 3T blade
- With 10" length of chain saw (Oregon)
- With 380mm or 500mm length of hedge trimmer
- Qualified safety guard to protect operator

Explore The Attachment Range

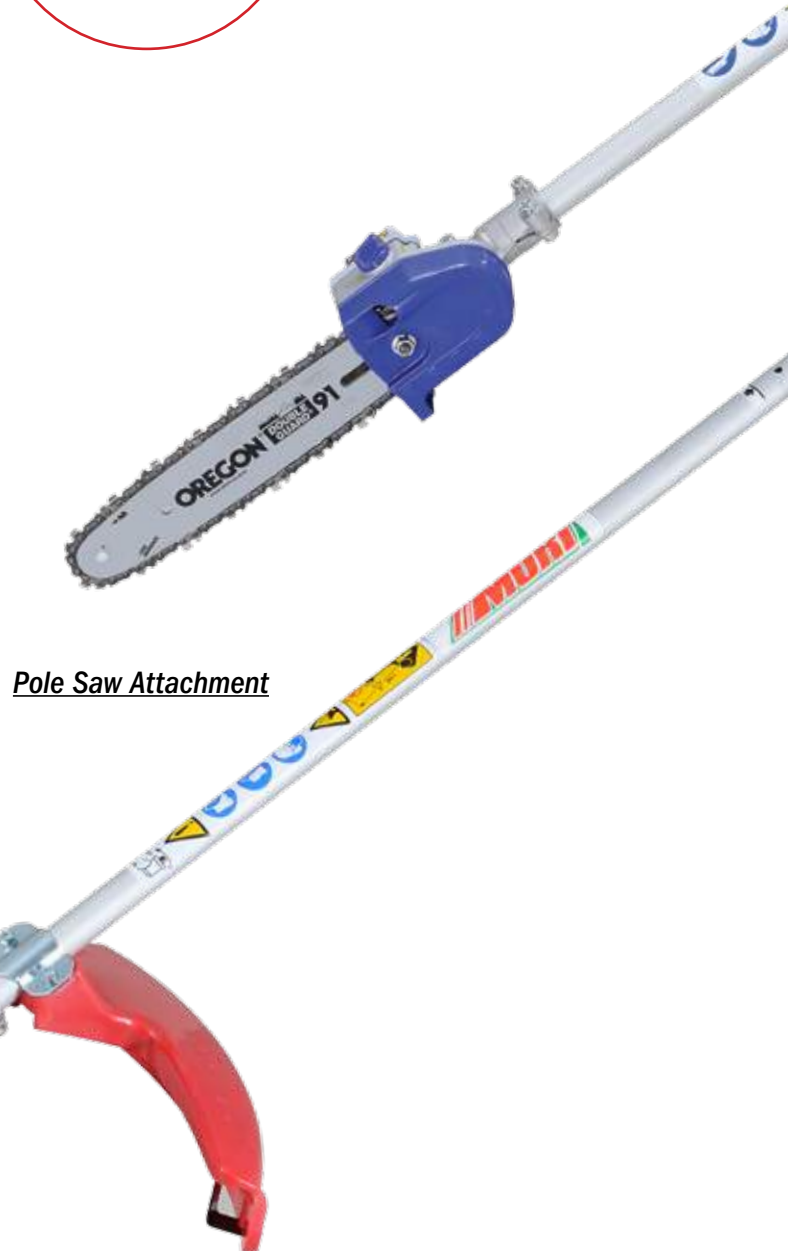
The smart & new innovated design of the Quickly Connected, you can feel free to explore our attachments to create a machine that best suits your needs.



Quickly Connected

PAT. TW 104107169 / M501095

PAT. USA 14 / 706692



Pole Saw Attachment

Brush Cutter Attachment



| MUL-240 |

With gasoline engine
(Ref. P12-13)

| EBC-240MT |


With 36VDC motor



*Hedge Trimmer
Attachment*

Tiller Attachment

SPECIFICATION

Model	EBC-240MT				Battery Set Opt.		
Motor System	Brush type of Motor						
Battery	36V, Li-ion						
Battery Capacity	4.1Ah						
Charging Time	90 minutes						
Head Type	Nylon Head	Pole Saw	Hedge Trimming	Tiller			
Operating Time	30 mins	30 mins	60 mins	30 mins			
Cutting Capacity	345mm	10" Har & Chain	Blade 540mm	8 1/2" Blade			
Max. Speed	6,000 rpm	3,500 rpm	1,200 rpm	2700 rpm			
Packing Weight	6.7 ~ 7.2 kgs	7.31 kgs	8.03 kgs	8.00 kgs			
Packing Size	L 1820 * H 230 * W 170mm						



Low Noise



Display



Overloading
Alarm



Idle Alarm



Recycle
Powered



Reverse
Switch



Electric
Brake



Stepless



| KT-350 |



| KT-430/430JT |



- MORI FLEXIBLE TUBE ASSY**
- Higher alloy steel flexible shaft
 - Durability, Oil and Weather resistant Rubber Flexible Outer-Tube
 - Lower risk with cracking and keep on the steady temperature



DESCRIPTION

- MORI backpack or knapsack type brush cutter powered by Mitsubishi / Kawasaki / Honda engines with official CE/SGS/TUV certification.
- MORI brush cutter is using recycle & environment-friendly materials to protect the Earth.
- MORI brush cutter is 100% tested in factory before shipment to ensure comfort & reliability.
- MORI brush cutter is with quality reputation
- MORI brush cutter can be equipped with various cutting attachments & accessories to meet customer's needs
- MORI brush cutter meet with Machine Directive 2006/42/EC standard
- MORI brush cutter is with short shipping schedule & customer's OEM brand is welcomed

| BP-260 |

Higher Class Fabric Material

that we offered more comfortable and breathing freely material backpack and strap are reduced the strain on user's shoulder and could be lasted working with pleasure.



Anti-vibration D-loop handle with bar for easy operation

Humanized throttle lever assy with stop switch met with CE safety certificate.

Special design for the cover to avoid the leakage for oil to satisfy user's working.

SPECIFICATION


Model	BP-260H KT-350H		BP-260K KT-350K			BP-260M KT-350M		KT-430M	
Brand	HONDA		Kawasaki			Mitsubishi		Mitsubishi	
Model	GX35	GX50	TJ35E	TJ45E	TJ53E	TLE43	TLE48	TU33	TU43
Stroke	4		2			2		2	
Displacement (cc)	35.5	47.9	34.4	45.4	53.2	42.7	47.1	32.6	42.7
Max. output (Kw)	1.20	1.47	1.03	1.4	2.0	1.27	1.8	0.97	1.27
Tank capacity (L)	0.65	1.13	0.7	0.9	1.1	0.9	0.9	0.8	0.9

Carburetor Type: Diaphragm, Start System: Recoil Starter, Clutch System: Automatic centrifugal (TU33/TU43 carburetor is Float type)



DESCRIPTION

- MORI handy and lightweight brush cutter / grass trimmer of APT-240/S-400 series is powered by Honda / Mitsubishi / Kawasaki engines with official CE/SGS/TUV certification.
- MORI brush cutter is using recycle & environment-friendly materials to protect the Earth.
- MORI brush cutter is 100% tested in factory before shipment to ensure comfort & reliability.
- MORI brush cutter is with quality reputation
- MORI brush cutter can be equipped with various cutting attachments & accessories to meet customer's needs
- MORI brush cutter meet with Machine Directive 2006/42/EC standard.
- MORI brush cutter is with short shipping schedule & customer's OEM brand is welcomed



MORI special & lightweight designed gear case to drive on smoothly at gearless transmission




FEATURE

- Variety handle type to match up the customer's demand
- Trigger type of switch with stop function
- Reliable quality with dia. 24mm aluminum main pipe which meet **JIS H4080 8601**
- With 7mm solid steel driving shaft of brush cutter
- Durable clutch assembly & gear case
- Qualified safety guard to protect operator

Cooling fin designed gear case assy is effectively reduced the friction at gear to last its life time to satisfy with the end users.

PAT. TW M496334





| APT-240 |



| S-400 |

Smart one locking design to convenient adjust the angle from the handle bar to match up the customer's demand.


SPECIFICATION

Model	APT-240 S-400			
Brand	HONDA	Kawasaki	Mitsubishi	Mitsubishi
Model	GX25	TJ27E	TLE20	TU26
Stroke	4	2	2	2
Displacement (cc)	25	26.3	19.8	25.6
Max. output (Kw)	0.81	0.77	0.6	0.67
Tank capacity (L)	0.55	0.50	0.40	0.60


Carburetor Type: Diaphragm, Start System: Recoil Starter, Clutch System: Automatic centrifugal

DESCRIPTION

- MORI brush cutter is shoulder type of brush cutter powered by Honda / Mitsubishi / Kawasaki engines
- MORI brush cutter is using recycle & environment-friendly materials to protect the Earth.
- MORI brush cutter is 100% tested in factory before shipment to ensure comfort & reliability.
- MORI brush cutter is with quality reputation.
- MORI brush cutter can be equipped with various cutting attachments & accessories to meet customer's needs.
- MORI brush cutter work with many brands of engines, for example : Honda/ Kawasaki/ Mitsubishi in different displacements.




V-600 | X-600/600D



V-800 | X-800/800D/800EVO


FEATURE

- Swivel construction for changing angle of pipe (For V600/ V800)
- Suitable for asia market (For V600/ V800)
- Bike type of handle for easy operation
- Thumb type of switch with stop function
- Reliable quality with dia. 26 or 28mm aluminum main pipe which meet **JIS H4080 8601**
- With 7 or 8mm solid steel driving shaft of brush cutter
- Durable clutch assembly & gear case
- Qualified safety guard to protect operator
- With various type of harness



Cooling fin designed gear case assy is effectively reduced the friction at gear to last its life time to satisfy with the end users.

PAT. TW M496334



| V-600/800 |

Loosen the set screw to swing freely from the left and right sides of the grip.

SWIVEL SYS.

PAT. TW I598035

PAT. JP 2016-169330

Damping rubber

The innovated design with the damping rubber to bring out the steady anti-vibration and the function of new spacer is increased up the wear resistant.

| X-800 EVO |

Double Ball Bearing
Anti-Vibration

Rib type of main pipe
Lightly

SPECIFICATION

Model	V-600H/800H	V-600K	V-800K		V-600M/800M
Brand	HONDA	Kawasaki	Kawasaki		Mitsubishi
Model	GX35	TJ35E	TJ35E	TJ45E	TU43
Stroke	4	2	2	2	2
Displacement (cc)	35.8	34.4	34.4	45.4	42.7
Max. output (Kw)	1.2	1.03	1.03	1.4	1.27
Tank capacity (L)	0.65	0.7	0.7	0.9	0.9

Model	X-600H/600DH/800H	X-600K/600DK		X-800K	X-600M/-600DM	X-800M		X-800 EVO
Brand	HONDA	Kawasaki		Kawasaki	Mitsubishi	Mitsubishi		HONDA
Model	GX35	TJ35E	TJ45E	TJ53E	TLE43	TLE43	TLE48	GX35
Stroke	4	2	2	2	2	2	2	4
Displacement (cc)	35.8	34.4	45.4	53.2	42.7	42.7	47.1	35.8
Max. output (Kw)	1.2	1.03	1.4	2.0	1.27	1.27	1.8	1.2
Tank capacity (L)	0.65	0.7	0.9	1.1	0.9	0.9	0.9	0.65

Carburetor Type: Diaphragm, Start System: Recoil Starter, Clutch System: Automatic centrifugal

Backpack type

| BP260+AHT-240 |

Higher Class Fabric Material

That we offered more comfortable and breathing freely material backpack and strap are reduced the strain on user's shoulder and could be lasted working with pleasure.



**MORI
FLEXIBLE
TUBE ASSY**

DESCRIPTION

- MORI pole hedge trimmer is using recycle & environment-friendly materials to protect the Earth.
- MORI pole hedge trimmer are 100% tested in factory before shipment to ensure comfort & reliability.
- MORI pole hedge trimmer has excellent reputation around the world
- MORI pole hedge trimmer can be equipped with various cutting attachments & accessories to meet customer's needs
- MORI pole hedge trimmer work with many brands of engines, for example : Honda/ Kawasaki/ Mitsubishi in different displacements
- MORI pole hedge trimmer production leadtime is short & customer's OEM brand is welcomed

FEATURE

- Trigger type of switch with stop function
- Reliable quality with aluminum main pipe
- With strong solid steel driving shaft of brush cutter
- D loop handle for easy operation
- Durable clutch assembly & gear case



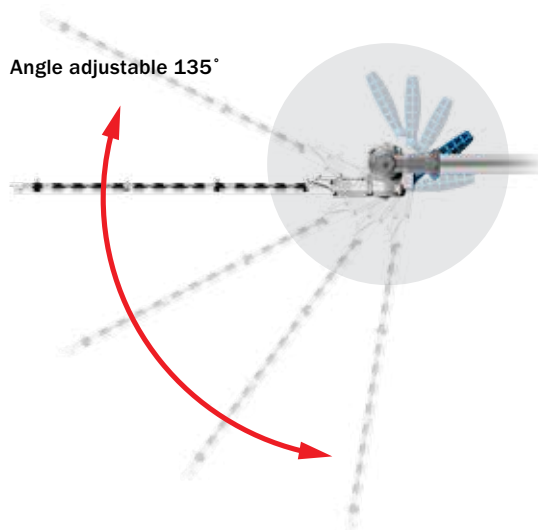
handhold type

| LHT-240 |

handhold type

| SHT-240 |

Angle adjustable 135°

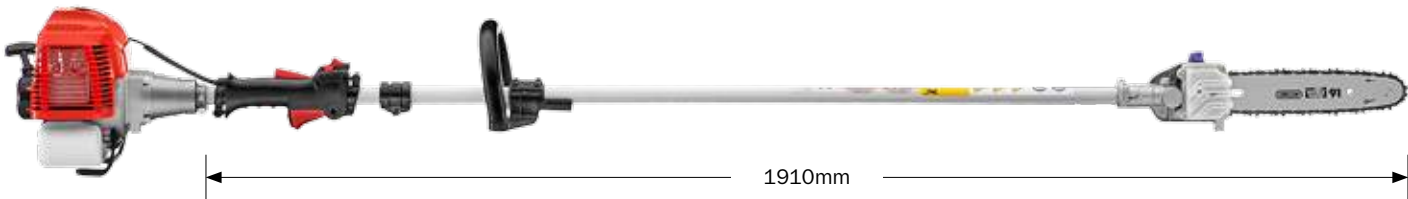



SPECIFICATION

Model	BP-260+AHT240H			BP-260+AHT240M		BP-260+AHT240K	
Brand	HONDA			Mitsubishi		Kawasaki	
Model	GX25	GX35	GX50	TU33	TU43	TJ45E	TJ53E
Stroke	4			2		2	
Displacement (cc)	25	35.8	47.9	32.6	42.7	45.4	53.2
Max. output (Kw)	0.72	1.0	1.47	0.97	1.27	1.42	2.0
Tank capacity (L)	0.53	0.53	0.63	0.8	0.9	0.9	1.1

Model	SHT-240H LHT-240H		SHT-240K LHT-240K		SHT-240M LHT-240M	
Brand	HONDA		Kawasaki		Mitsubishi	
Model	GX25		TJ27E		TLE26	
Stroke	4		2		2	
Displacement (cc)	25		26.3		25.6	
Max. output (Kw)	0.81		0.77		0.67	
Tank capacity (L)	0.55		0.5		0.6	

Carburetor Type: Diaphragm, Start System: Recoil Starter, Clutch System: Automatic centrifugal



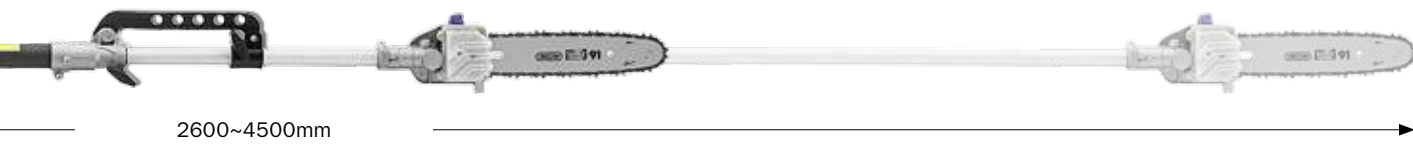
| JPS-240 |

DESCRIPTION

- MORI pole chain saw is using recycle & environment-friendly materials to protect the Earth.
- MORI pole chain saw is 100% tested in factory before shipment to ensure comfort & reliability.
- MORI pole chain saw is with quality reputation
- MORI pole chain saw can be equipped with various cutting attachments & accessories to meet customer's needs
- MORI pole chain saw work with many brands of engines, for example : Honda/ Kawasaki/ Mitsubishi in different displacements
- MORI pole chain saw is with short shipping schedule & customer's OEM brand is welcomed

FEATURE

- D loop handle for easy operation
- Trigger type switch with stop function
- Reliable quality with aluminum main pipe which meet **JIS H4080 8601**
- With 7mm solid steel driving shaft of pole chain saw
- Durable clutch assembly & gear case
- With various type of harness & " quick release device ", RE-220
- With 10" length guide bar (Oregon)



2600~4500mm

PATENT STRUCTURE DESIGN

- Light weight design telescopic shaft
- High capacity lubricant oil case
- Solid aluminum driving shaft, higher strength and durable


| TSP-260 |

Base pipe 330cm (Std.) 2.6(Min.) ~ 3.6m (Max.) /
Base pipe 420cm (Opt.) 3.6(Min.) ~ 4.5m (Max.)



| JPS-260JT |

| JPS-260 |



Chain Pitch 9.52 (3/8")
Guide bar length 230 (10")


SPECIFICATION

Model	JPS-240H/260H TSP-260H	JPS-240K/260K/260JT TSP-260K	JPS-240M/260M TSP-260M	
Brand	HONDA	Kawasaki	Mitsubishi	
Model	GX25	TJ27E	TB26	TU26
Stroke	4	2	2	
Displacement (cc)	25	26.3	25.4	25.6
Max. output (Kw)	0.81	0.77	0.80	0.67
Tank capacity (L)	0.55	0.5	0.6	0.6

Carburetor Type: Diaphragm, Start System: Recoil Starter, Clutch System: Automatic centrifugal

Gear Case

The gear case assy is installed with heavy duty rapid transmission pinion gear for durability & pruning fronds. Provide a fast and efficient manner with max. operator comfort & safety. Tested & proven by professional users worldwide since 2013.



Direct drive design provide lowest vibration and energy loss.

- PAT. TW** I626003
- PAT. USA** 10221929
- PAT. IND** S00201200214



DESCRIPTION

- Telescopic palm Harvester is using recycle & environment-friendly materials to protect the Earth.
- Telescopic palm Harvester is 100% tested in factory before shipment to ensure comfort & reliability.
- Telescopic palm Harvester is with quality reputation
- Telescopic palm Harvester can be equipped with various cutting attachments & accessories to meet customer's needs
- Telescopic palm Harvester is with short shipping schedule & extremely quality control production leadtime is short

FEATURE

- Trigger type of switch with stop function
- Reliable quality with dia. 26mm aluminum main pipe which meet **JIS H4080 8601**
- Durable clutch assembly & gear case
- Equipped with original Mitsubishi engine
- With Heavy duty Alum Gear case assy with permitted patent right

| TPC-280/430 |

Tea pruner

DESCRIPTION

- It is using recycle & environment-friendly materials to protect the Earth.
- It is 100% tested in factory before shipment to ensure comfort & reliability.
- It is with quality reputation
- It can work with many brands of engines, for example : Honda/ Kawasaki/ Mitsubishi in different displacements
- MORI tea (or bush) pruner work with 2 strokes & 4 strokes engines
- MORI tea (or bush) pruner production leadtime is short & customer's OEM brand is welcomed

FEATURE


- Bike type of handle for easy operation
- Trigger type of switch with stop function
- Reliable quality with dia. 28mm aluminum main pipe which meet **JIS H4080 8601**
- With 8mm solid steel driving shaft
- Durable clutch assembly & gear case
- Qualified safety guard to protect operator
- With various type of harness, RE-171
- With horizontal (90 degree) of gear case for easy cutting the tea or bush
- With 100T tungsten steel blade



The blades can be easily dismantled for by quick releasing two harden steel bladescrews.
Various blades for options to fit different palm tree heights



2600~4500mm



| TSH-260 |

SPECIFICATION

Model	TSH-260 3.3M	TSH-260 4.2M	JPS-PH-260JT	JPS-PH-260
Unextended (m)	2.6	3.6	1.5+1.0	1.5
Extended (m)	3.6	4.5		
Brand	Mitsubishi		Mitsubishi	
Model	TB26		TU26	
Stroke	2		2	
Displacement (cc)	25.4		25.6	
Max. output (Kw)	0.8		0.67	
Tank capacity (L)	0.6		0.6	

Carburetor Type: Diaphragm, Start System: Recoil Starter
Clutch System: Automatic centrifugal



90° GEAR CASE

SPECIFICATION

Model	TPC-280M	TPC-280K	TPC-280H
Brand	Mitsubishi	Kawasaki	HONDA
Model	TU43	TJ45E	GX35
Stroke	2	2	4
Displacement (cc)	42.7	45.4	35.8
Max. output (Kw)	1.27	1.4	1.2
Tank capacity (L)	0.9	0.9	0.65

Carburetor Type: Diaphragm, Start System: Recoil Starter, Clutch System: Automatic centrifugal

AUG-500

Earth Auger

DESCRIPTION

- It is using recycle & environment-friendly materials to protect the Earth.
- It is 100% tested in factory before shipment to ensure comfort & reliability.
- It is with quality reputation
- It can be equipped with various cutting attachments & accessories to meet customer's needs



Reduction ratio 35:1 or 40:1 in solid steel and brass



Durable & Quality Designed Ø20mm driving shaft



Drill size (4"~10") With ANTI-VIBRATION SPRING

FEATURE

- Ergonomic type of handle for easy operation
- Trigger type of switch with stop function
- Reliable quality with strong frame
- Durable clutch assembly & gear case
- Reduction ratio 35:1 for 40cc & above of engine and 40:1 for below 40cc
- Available extension shaft in 12" & 18"
- Drills diameter 2" ~ 10" for 40cc & above of engine and 2" ~ 6" for below 40cc
- With changeable side blade & center blade
- With or without spring on drill bit

SPECIFICATION

Model	AUG-500			
Brand	HONDA	Kawasaki	Mitsubishi	
Model	GX35	TJ45E	TJ53E	TB50
Stroke	4	2	2	2
Displacement (cc)	35.8	45.4	53.2	49.4
Max. output (Kw)	1.2	1.4	2.0	1.42
Tank capacity (L)	0.65	0.9	1.1	0.9

Carburetor Type: Diaphragm,
 Start System: Recoil Starter
 Clutch System: Automatic centrifugal

WP-10/15

Water Pump

WP-10

Volume: 124 L/min.
 Total Head: 40m
 Inlet Dia.: 1"
 Outlet Dia.: 1"

WP-15

Volume: 184 L/min.
 Total Head: 28m
 Inlet Dia.: 1.5"
 Outlet Dia.: 1.5"



DESCRIPTION

- For applicants in draining ponds, pools, washing down vehicles, watering cattle or crops, bringing water to a cabin

SPECIFICATION

Model	WP-10	WP-15
PUMP	1"	1.5"
Max. Flow	125 Liter/Min	185 Liter/Min
Inlet Diameter	1"	1.5"
Out Diameter	1"	1.5"
Suction Head	3 M	
Total Head Lift	40M	
Package	Completed unit by one carton	

Carburetor Type: Diaphragm,
 Start System: Recoil Starter
 Clutch System: Automatic centrifugal

CA-250

Mini Cultivator

DESCRIPTION

- It is mini. type of tiller (cultivator) powered by Honda / Kawasaki / Mitsubishi engine



FEATURE

- Bike type of handle for easy operation
- Trigger type of switch with stop function
- With 7mm solid steel driving shaft
- Durable clutch assembly & gear case
- Qualified safety guard to protect operator
- With folded type of handle for easy loading in trunk of a car
- With powerful blade x 4pcs to cultivate the soil
- Qualified Heat Treated & Coated Tine
- Tilling width: adjustable 6" or 9"
- Tine Diameter: 8-1/2"
- Cultivating depth: 8"

SPECIFICATION

Model		CA-250			
Brand	HONDA	Kawasaki	Mitsubishi		
Model	GX25	TJ27E	TLE20	TU26	
Stroke	4	2	2		
Displacement (cc)	25	26.3	19.8	25.6	
Max. output (Kw)	0.81	0.77	0.6	0.67	
Tank capacity (L)	0.55	0.5	0.4	0.6	

Carburetor Type: Diaphragm,
Start System: Recoil Starter
Clutch System: Automatic centrifugal

THP-250

Backpack Sprayer

DESCRIPTION

- It can be equipped with adjustable nozzle to meet customer's needs
- MORI sprayer meet with Machine Directive 2006/42/EC standard.



Double Handle Type
Max. Press: 32 kgs/cm²
Volume: 7.1 L/min.

Single Handle Type
Max. Press: 32 kgs/cm²
Volume: 7.1 L/min.

20L

25L

27L

FEATURE

- With two hole plastic nozzle (D5 type)
- Equipped with strong plastic frame
- With EVA comfortable & ventilated pad & straps
- Easy type of switch with stop function
- Durable clutch assembly
- With horizontal plunger in plastic with light loading for saving fuel
- With 4 speed of spraying pressures from plunger for different working purpose
- With double handle type pump (Opt.)
- With Chemical Tank in 20,25,27 Liters
- Max. pressure : 32KGS/CM²
- Spraying volume : 7.1 liters/minute

SPECIFICATION

Model		THP-250			
Brand	HONDA	Kawasaki	Mitsubishi		
Model	GX25	TJ27E	TLE20	TU26	
Stroke	4	2	2		
Displacement (cc)	25	26.3	19.8	25.6	
Max. output (Kw)	0.81	0.77	0.6	0.67	
Tank capacity (L)	0.55	0.5	0.4	0.6	

Carburetor Type: Diaphragm,
Start System: Recoil Starter
Clutch System: Automatic centrifugal

MORI QUALITY

“Quality first” is the only faith that drives all members of MORI forward. With the believes “Nothing but quality” and “Always beyond perfection”, each staff in MORI is devoted to provide 100% satisfaction in our products and services.



TEAM MACHINERY CO., LTD.

Address: No.209 Shen-An Rd.,
Chang Hua City, Taiwan
Tel: 886-4-7373668
Fax: 886-4-7371618
E-mail: sales@trimmer.com.tw

www.trimmer.com.tw



HISTORY

- 1997 Jyen Herr Enterprise Co., is founded the factory at Changhau City, Taiwan.
- 2003 Jyen Herr is gained the legal authorized OEM factory from Honda, Mitsubishi and Kawasaki.
- 2004 Jyen Herr is announced the MORI brand into the international market.
- 2005 MORI (Jyen Herr) is certificated by ISO 9001.
- 2006 MORI is launched Pole Pruner and Earth Auger to the markets.
- 2009 MORI X-800 is gained the CE certificate and succeeded to sell into Europe markets.
- 2010 MORI X-600 is gained the CE certificate and constantly, made the successful in Europe.
- 2011 MORI S-400/SHT-240/LHT-240 is passed through the testing by SGS and gained the CE honor.
- 2012 MORI Self-developed EBC-240 the battery brush cutter is launched to the market and gained the honor by CE certificate.
- 2013 MORI Palm Harvester machine is applied the new investment patent and gained the higher appreciation from the territory of the Palm Plantation.
- 2015 MORI breakthrough product the EBC-240 Multi tool is gained the CE certificate and meanwhile, the EBC-240 is obtained the PSE for Japan market.
- 2016 MORI improved the EBC-240 from the Brush motor into the Brushless motor and launched the EBC-2401 is gained the CE certificate. Meanwhile, MORI innovated the gear case and the clutch housing to apply the new investment's patent.
- 2017 MORI Battery power is constantly promoted the 17.2Ah to meet with professional user's demand.
- 2018 MORI EBC-2401 is gained the KC certificate for Korea market. Meanwhile, MORI prototype type sample of the Brushless Pole Pruner is studied at the market.
- 2019 MORI launched the Belt clip battery set to relieve pressure from the battery on the user to satisfy with the customer's demand. In Winter, MORI is constantly offered the different battery capacity by 6.3Ah, 12.8Ah and 20.8Ah (Estimated)