

moto lug[®]



COLLAPSIBLE MOTORCYCLE TRAILERS

DESIGNED AND MANUFACTURED IN THE UK




WWW.MOTOLUG.COM

A BIT ABOUT MOTOLUG

Founded in 2007, Motolug offers a unique range of UK and International patented and EC Whole Vehicle Type Approved collapsible motorcycle trailers whose key design criteria have resulted in products that can be easily and quickly assembled and dismantled without the need for any tools, allowing the trailers to be stored away when not in use.

Designed and developed using the latest 3D CAD design software and finite analysis systems the trailers are manufactured in the UK using computer controlled machines to precision laser cut and CNC fold trailer parts, which together with implemented conformity of production procedures ensures a consistent robust high quality product at a competitive price.

The Motolug trailer range appeals to both our UK and European customers who have the need for a motorcycle trailer but do not have the space to accommodate a large rigid trailer. The trailers suit the majority of bikes and are popular with classic bike owners, track day enthusiasts, motorhome users, motorcycle mechanic garages, motorcycle clubs and motorcycle tour companies alike.



- Quick and easy to assemble and dismantle - No tools required
- Fully collapsible for ease of storage
- EC Whole Vehicle Type Approved
- No additional ramp required due to the unique tilting hitch mechanism that allows the trailer beam to be tilted to the ground for loading
- Motolug loading system supplied as standard allows for easier loading without the need for assistance
- Main trailer beam is E coated before the black powder coating finish is applied.
The rest of the trailer is zinc plated

SE & SE+ Trailers



SE vs. SE Plus - What is the difference?

With a carrying capacity of 350kg's and a maximum wheelbase of 1650mm both the SE and SE Plus trailers are suitable for the majority of bikes.

The unique hitch arrangement, compatible with standard 50mm tow balls, allows the main trailer beam to be tilted towards the ground for loading, so no need for an additional ramp.

Both trailers are supplied with a loading system, which as you run your bike up the main beam allows the capture of the front wheel which will then hold the bike in an upright position, leaving you hands free to strap your bike down.

Both trailers can be assembled in a matter of minutes without the need for any tools and are fully collapsible for storage when not in use. The heaviest part, the main beam when collapsed folds to approximately 1150mm x 270mm x 200mm and weighs 25kg's, the wheel assemblies and axle can also be easily removed allowing for ease of storage.

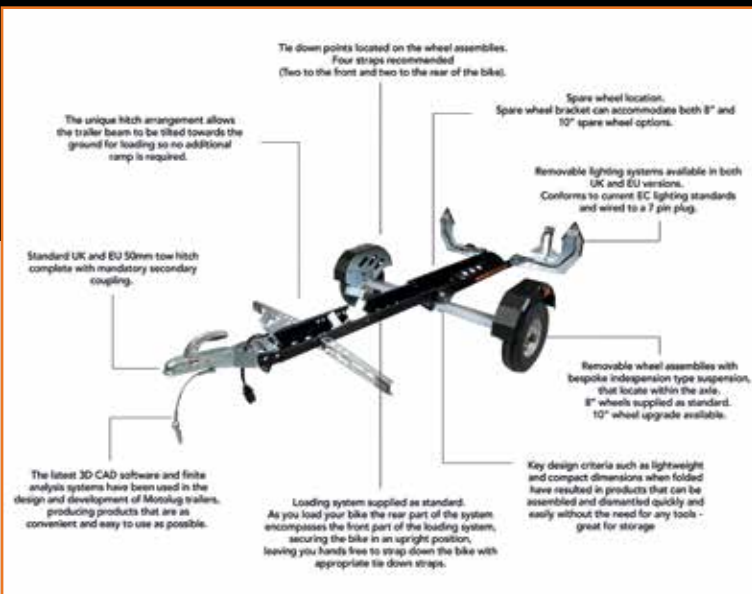
Ideal for those who need a motorcycle trailer but do not want a large fixed trailer taking up valuable outdoor or indoor storage or garage space.

The SE Plus is equipped with heavier rated suspension than the SE trailer and whilst this does not alter the carrying capacity as a single trailer it has the advantage over the SE as it can be converted into a TE twin trailer in the future with the purchase of a Conversion Kit should your requirements change in the future and you need to transport two bikes. When configured as a twin trailer the carrying capacity increases to 560kg's for two bikes.

Designed and manufactured in the UK, all Motolug trailers carry statutory plates stating their own unique VIN number and have EC Whole Vehicle Type Approval which certifies the homologation of the vehicle in accordance with Directive 2007/46/EC. Depending on your requirements, all trailers are supplied with either a UK or EU version of the certified lighting system which is wired to a 7 pin plug.



SE+ Single collapsible trailer with a heavier rated suspension so it can be converted to a TE trailer with a Motolug Conversion Kit.



A twin trailer that can be configured as a single trailer when you only need to tow one bike.

TE Trailer

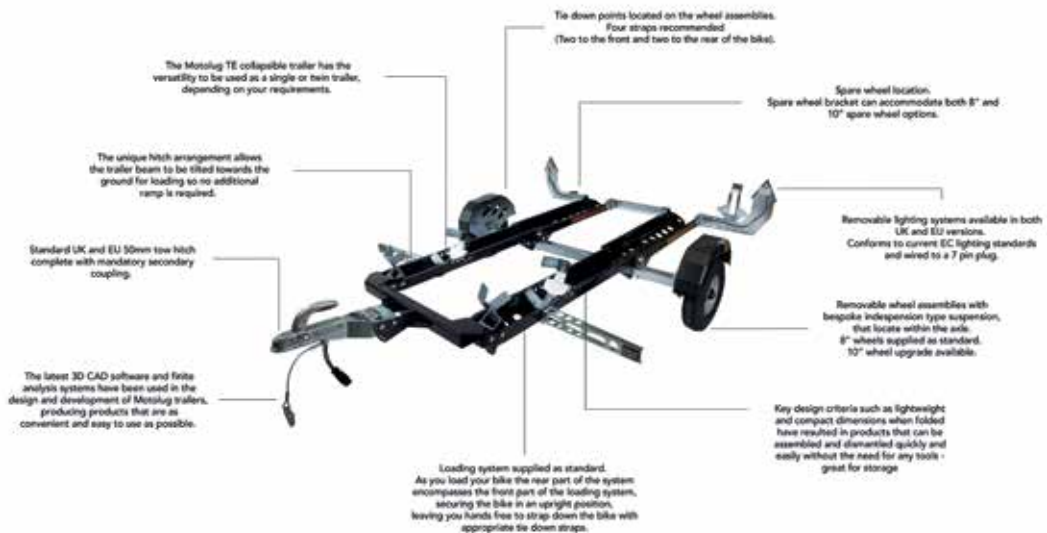
No need for two separate trailers with this modular design - you can either configure this versatile trailer as a twin trailer to carry two bikes or as a single trailer when you only need to transport with one bike.

As a twin trailer you have a carrying capacity of 560kg's and 350kg's when assembled as a single trailer and yet you still have the advantage of the trailer being easily collapsible for storage.



With the trailer assembled and the hitch arrangement attached to your vehicle the entire trailer can be tilted towards the ground in order for you to load your bikes directly onto the trailer without the need for an additional ramp.

The loading systems located at the front of the trailer beams are adjustable depending on the size of your tyres and will hold your bikes in place in order for you to strap the bikes down prior to travelling.

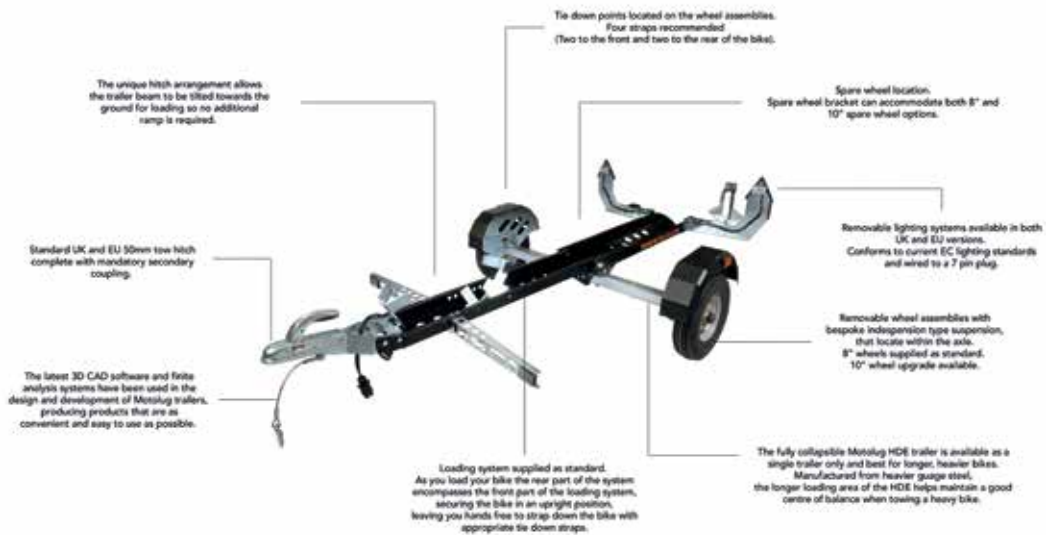


HDE Trailer



Heavy duty single
 Thicker gauge steel and wider axle. Ideal for longer heavier bikes

Available as a single trailer only, the HDE trailer is manufactured from a heavier gauge steel than the SE and SE Plus trailers. With a wider axle, longer front beam and wider rear beam, a higher carrying capacity of 450kg's and a longer wheelbase of 1750mm, the HDE trailer suits most bikes, but has been designed to also accommodate the larger heavier bikes such as Honda Goldwing's and Harley Davidson's.



These additional features contribute to maintaining a good center of balance whilst towing a heavy bike. Despite being heavier and longer than the standard SE and SE Plus Motolug trailers, the HDE shares many characteristics and is fully collapsible and compact for ease of storage.



Spares & Accessories



Conversion Kit - Converts SE+ Trailer into a TE Trailer



10" Wheel Upgrade - Recommended if your towball height exceeds 420mm



Ratchet Strap Kit (8) - Recommended for use with TE Trailer



Ratchet Strap Kit (4) - Recommended for use with all single trailers



10" Spare Wheel



8" Spare Wheel



Spare Wheel Bracket - Fits 8" and 10" wheels on all trailers



Spare Pin Kit 1



Spare Pin Kit 2



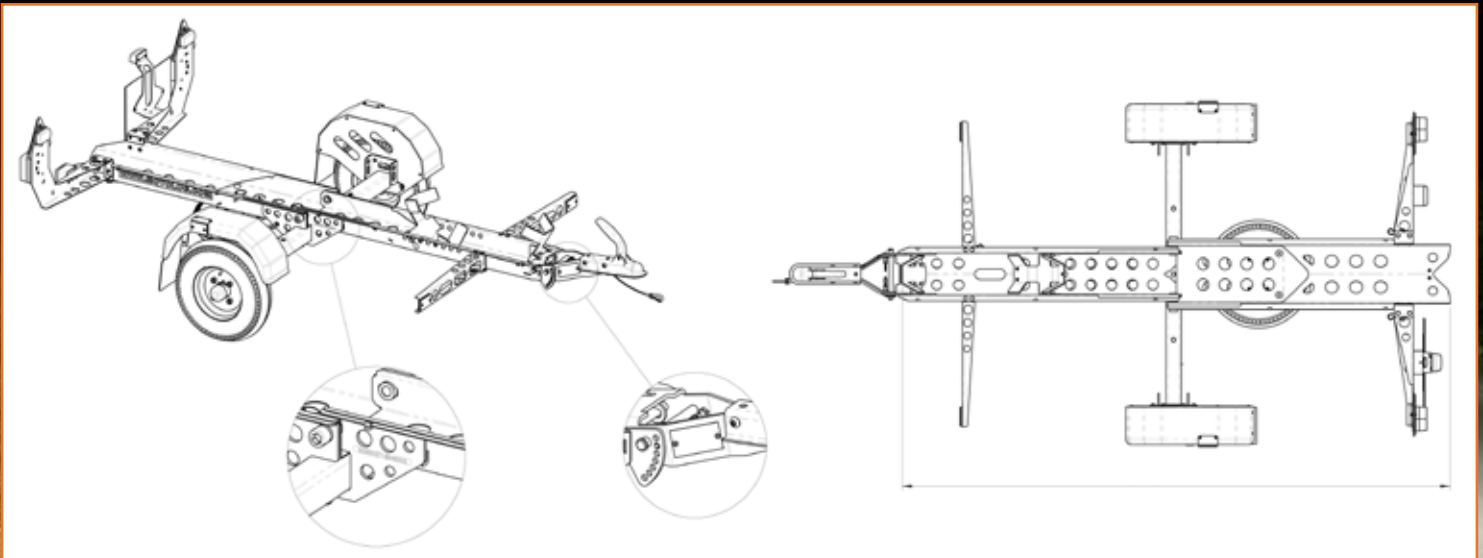
Spare Pin Kit 3



Spare Pin Kit 4



Mudguard



Designed and developed using the latest 3D CAD design software and finite analysis systems the trailers are manufactured in the UK using computer controlled machines to precision laser cut and CNC fold trailer parts.

Which trailer is for you?



SE



SE +



TE



HDE

Quick to assemble and with a carrying capacity of 350kg's and a maximum wheelbase of 1650mm the SE trailer is suitable for the majority of bikes.

Similar to the SE version, the SE Plus has a carrying capacity of 350kg's and a maximum wheelbase of 1650mm but can also be converted into a twin trailer with the purchase of a Conversion Kit.

No need for two separate trailers with this modular design - you can either configure this versatile trailer as a twin trailer to carry two bikes or as a single trailer.

Available as a single trailer only, the HDE trailer is manufactured from a heavier gauge steel than the SE and SE Plus trailers.

Trailer Specification

Capacity: Single Bike
Unladen Weight: 65 kg
Maximum Gross Weight: 415 kg
Maximum Bike Weight: 350 kg
Trailer Length: 2530 mm
Maximum Wheelbase: 1650 mm
Trailer Width: 1310 mm
Maximum Front Tyre Width: 150 mm
Maximum Rear Tyre Width: 220 mm
Suspension Type, torsion bar over rubber rated too: 520 kg

Trailer Specification

Capacity: Single Bike
Unladen Weight: 70 kg
Maximum Gross Weight: 420 kg
Maximum Bike Weight: 350 kg
Trailer Length: 2530 mm
Maximum Wheelbase: 1650 mm
Trailer Width: 1310 mm
Maximum Front Tyre Width: 150 mm
Maximum Rear Tyre Width: 220 mm
Suspension Type, torsion bar over rubber rated too: 750 kg

Trailer Specification

Capacity: Two Bikes
Unladen Weight: 110 kg
Maximum Gross Weight: 670 kg
Maximum Bike Weight: 560 kg
Trailer Length: 2780 mm
Maximum Wheelbase: 1650 mm
Trailer Width: 2000 mm
Maximum Front Tyre Width: 150 mm
Maximum Rear Tyre Width: 220 mm
Suspension Type, torsion bar over rubber rated too: 750 kg

Trailer Specification

Capacity: Single Bike
Unladen Weight: 75 kg
Maximum Gross Weight: 525 kg
Maximum Bike Weight: 450 kg
Trailer Length: 2700 mm
Maximum Wheelbase: 1750 mm
Trailer Width: 1510 mm
Maximum Front Tyre Width: 150 mm
Maximum Rear Tyre Width: 240 mm
Suspension Type, torsion bar over rubber rated too: 750 kg

Standard Equipment

Wheels: 8" high speed 6 ply tyres

Lighting System: 7 pin plug, forward facing lamps, 3 function combination (brake, indicator, tail), fog lamp, number plate illuminator, number plate bracket (to take number plate size 340mm x 240mm). UK or EU versions available

Hitch: 50mm (hole in handle to accommodate a long shackled padlock once attached to vehicle)

Statutory Plate (Attached to hitch assembly displaying VIN Number): Yes

Pin Kit: consisting of, 2 x long pins, 11 x short pins, 2 lynch pins, 11 x r clips

Loading System: supplied with long pin and r clip (attaches to front end of trailer beam, once bike is loaded the loading system holds the front wheel in place allowing the bike to remain upright whilst user straps the bike down)

Axle: 1000mm

Standard Equipment

Wheels: 8" high speed 6 ply tyres

Lighting System: 7 pin plug, forward facing lamps, 3 function combination (brake, indicator, tail), fog lamp, number plate illuminator, number plate bracket (to take number plate size 340mm x 240mm). UK or EU versions available

Hitch: 50mm (hole in handle to accommodate a long shackled padlock once attached to vehicle)

Statutory Plate (Attached to hitch assembly displaying VIN Number): Yes

Pin Kit: consisting of, 2 x long pins, 11 x short pins, 2 lynch pins, 11 x r clips

Loading System: supplied with long pin and r clip (attaches to front end of trailer beam, once bike is loaded the loading system hold the front wheel in place allowing the bike to remain upright whilst user straps the bike down)

Axle: 1000mm

Standard Equipment

Wheels: 8" high speed 6 ply tyres

Lighting System: 7 pin plug, forward facing lamps, 3 function combination (brake, indicator, tail), fog lamp, number plate illuminator, number plate bracket (to take number plate size 340mm x 240mm). UK or EU versions available

Hitch: 50mm (hole in handle to accommodate a long shackled padlock once attached to vehicle)

Statutory Plate (Attached to hitch assembly displaying VIN Number): Yes

Pin Kit: consisting of, 6 x long pins, 15 x short pins, 6 lynch pins, 15 x r clips

Loading System: supplied with 2 x long pins and r clips (attaches to front end of trailer beam, once bike is loaded the loading system hold the front wheel in place allowing the bike to remain upright whilst user straps the bike down)

Axle: 1000mm

Axle Extension: Yes 590mm (Total axle width when configured as a twin trailer 1590mm)

Standard Equipment

Wheels: 8" high speed 6 ply tyres

Lighting System: 7 pin plug, forward facing lamps, 3 function combination (brake, indicator, tail), fog lamp, number plate illuminator, number plate bracket (to take number plate size 340mm x 240mm). UK or EU versions available

Hitch: 50mm (hole in handle to accommodate a long shackled padlock once attached to vehicle)

Statutory Plate (Attached to hitch assembly displaying VIN Number): Yes

Pin Kit: consisting of, 2 x long pins, 11 x short pins, 2 lynch pins, 11 x r clips

Loading System: supplied with long pin and r clip (attaches to front end of trailer beam, once bike is loaded the loading system hold the front wheel in place allowing the bike to remain upright whilst user straps the bike down)

Axle: 1200mm

Further Information

Warranty: 12 Months (see Terms and Conditions)

Instruction Leaflet Provided: Yes

EC Whole Vehicle Type Approval Certificate of Conformity: Yes

10" Wheel Upgrade Available: Yes

Can be converted into a Twin TE Trailer - No

Further Information

Warranty: 12 Months (see Terms and Conditions)

Instruction Leaflet Provided: Yes

EC Whole Vehicle Type Approval Certificate of Conformity: Yes

10" Wheel Upgrade Available: Yes

Can be converted into a TE Trailer - Yes by purchasing a Conversion Kit.

Further Information

Warranty: 12 Months (see Terms and Conditions)

Instruction Leaflet Provided: Yes

EC Whole Vehicle Type Approval Certificate of Conformity: Yes

10" Wheel Upgrade Available: Yes

Can be converted into a Twin TE Trailer - N/A

Further Information

Warranty: 12 Months (see Terms and Conditions)

Instruction Leaflet Provided: Yes

EC Whole Vehicle Type Approval Certificate of Conformity: Yes

10" Wheel Upgrade Available: Yes

Can be converted into a Twin TE Trailer - No



motolug[®]

Motolug Ltd
Unit 12 Cotswold Business Village
London Road
Moreton in Marsh
Gloucestershire
GL56 0JQ

www.motolug.com
T 01789 459 234
E sales@motolug.com