

Asian Chair Craft

An Exclusive Range Of Office Chairs, Student Chairs, School Furniture, Modular Office Furniture, Café Furniture







Factory. Plot No. 71, Sector 8, IMT, Manesar, Gurgaon H.R.-122050,


Ph Direct Table +91 - 124 - 4237011, +91 124 4379222, +91-8130499887, +91 8130499885

E mail : info@asianchaircraft.com

URL-www.asianchaircraft.com








Revision - 8 / Print Price List W.E.F. - 16 May, 2017

Serial No.	Code No.	Image	Description of Goods	Mechanism / Frame	Unit price (INR)
1	ACC 101		High Back Chair with head rest, Adjustable Flexible Lumber Support, PU Arms, PP Base, Gas Lift, Net Tapestry	Synchro Knee Tilt	
2	ACC 102		Medium Back Chair, Adjustable Flexible Lumber Support, PU Arms, PP Base, Gas Lift, Net Tapestry	Synchro Knee Tilt	
3	ACC 103		High Back Chair with head rest, PU Arms, Adjustable Padded Lumber Support, PP Base, Gas Lift, Net Tapestry	Knee Tilt	
				Swivel Tilt	
4	ACC 104		Medium Back Chair, Adjustable Padded Lumber Support, PU Arms, PP Base, Gas Lift, Net Tapestry	Knee Tilt	
				Swivel Tilt	
5	ACC 105		Low Back Chair, PP Arms, PP Base, Gas Lift, Net Tapestry	Swivel Tilt	
6	ACC 108		Medium Back Chair, PP Arms, PP Base, Gas Lift, Fabric Tapestry	Synchro Tilt	

7	ACC 109		Medium Back Chair, PP Arms, PP Base, Gas Lift, Fabric Tapestry	Swivel Tilt	
8	ACC 111		Medium Back Chair, PP Arms, PP Base, Gas Lift, Fabric Tapestry	Push Back	
9	ACC 113		Low Back Chair, PP Arms, PP Base, Gas Lift, Net Back, Fabric (Seat) Tapestry	Push Back	
10	ACC 114		Medium Back Chair, PP Arms, PP Base, Gas Lift, Fabric Tapestry	Swivel Tilt	
11	ACC 115		Medium Back Visitor Chair, PP Arms, Pipe Frame, Gas Lift, Fabric Tapestry	Powder Coated Frame	
12	ACC 116		Medium Back Chair, PP Arms, PP Base, Gas Lift, Fabric Tapestry	Push Back	
13	ACC 119		Medium Back Chair, PP Arms, PP Base, Gas Lift, Fabric Tapestry	Push Back	

14	ACC 120		Medium Back Chair, PP Adjustable Arm, chrome Base, Gas Lift, Net Back, Seat Fabric Tapestry	Syncro Tilt	
			Medium Back Chair, PP Fix Arm, chrome Base, Gas Lift, Net Back, Seat Fabric Tapestry	Syncro Tilt	
15	ACC 121		Medium Back chair, PU Arm, chrome Base, Gas Lift, Net Back, Seat Fabric Tapestry	Syncro Tilt	
16	ACC 122		Medium Back chair, PU Arm, PP Base, Gas Lift, Net Back, Seat Fabric Tapestry	Push Back	
17	ACC 123		Medium Back Chair, PP Arms, Chrome Base, Gas Lift, Net Back, Fabtric (Seat) Tapestry	Syncro Tilt	
18	ACC 124		Visitor Chair, Wooden Arm, Pipe Frame, Net Back, Seat Fabric Tapestry	Powder Coated	
				Chrome Plated	
19	ACC 125		Visitor Chair, W / out Arm, Pipe Frame, Net Back, Seat Fabric Tapestry	Powder Coated	
				Chrome Plated	
20	ACC 126		Medium Back Chair, PP shell with arms include , Metal Chrome Base, Gas Lift, Fabric Tapestry	Swivel Tilt	
21	ACC 127		Medium Back Chair, PP Arms, PP Base, Gas Lift, Fabric Tapestry	Swivel Tilt	

22	ACC 128		Hi Back Chair with head rest, PP Arms, PP Base, Gas Lift, Fabric Tapestry, Net Back	Syncro Tilt	
23	ACC 129		Medium Back Chair, PP Arms, PP Base, Gas Lift, Fabric Tapestry, Net Back	Syncro Tilt	
24	ACC 130		Hi Back Chair with head rest, PU Arms, Chrome Base, Gas Lift, Fabric Tapestry, Net Back	Knee Tilt Mechanism	
25	ACC 131		Medium Back Chair, PP Back with arms, Cushioned Seat with Fabric Tapestry, Metal Chrome Base, Gas Lift	Swivel Tilt	
26	ACC 132		Medium Back Chair, PP Back with arms, Cushioned Seat with Fabric Tapestry, Pipe Frame	Powder Coated	
27	ACC 133		Medium Back Chair, Pu Arm rests, Net Back, Cushioned Seat with Fabric Tapestry, Pipe Frame	Powder Coated	

28	ACC 134		Medium Back Chair without arms, Net Back, Cushioned PP Seat with Fabric Tapestry, Pipe Frame	Powder Coated	
29	ACC 135		High Back Chair with head rest, Adjustable Arms Rest, Metal Chrome Base, Adjustable Lumber Support, Adjustable Seat Depth, Gas Lift, Net Tapestry	Syncro Knee Tilt	
30	ACC 136		Medium Back Chair, Adjustable Arms Rest, Metal Chrome Base, Adjustable Lumber Support, Gas Lift, Net Tapestry	Syncro Knee Tilt	
31	ACC 137		High Back Chair with head rest, Adjustable Arms Rest, Nylon Base, Adjustable Lumber Support, Gas Lift, Net Tapestry	Syncro Knee Tilt	
				Syncro Tilt	
32	ACC 138		Medium Back Chair, Adjustable Arms Rest, Nylon Base, Adjustable Lumber Support, Gas Lift, Net Tapestry	Syncro Knee Tilt	
33	ACC 139		Low Back Chair, Adjustable Arms Rest, Nylon Base, Adjustable Lumber Support, Gas Lift, Net Tapestry	Syncro Knee Tilt	
34	ACC 140		High Back Chair with head rest, Fixed PP Arm Rest, Nylon Base, Lumber Support, Gas Lift, Net Tapestry	Syncro Tilt	

35	ACC 141		Medium Back Chair, Fixed PP Arm Rest, Nylon Base, Lumber Support, Gas Lift, Net Tapestry	Syncro Tilt	
36	ACC 142		High Back Chair with head rest, Fixed PP Arm Rest, Nylon Base, Flexible Lumber Support, Gas Lift, Net Tapestry	Syncro Knee Tilt	
37	ACC 143		Medium Back Chair, Fixed PP Arm Rest, Nylon Base, Flexible Lumber Support, Gas Lift, Net Tapestry	Syncro Knee Tilt	
38	ACC 144		Medium Back Chair, Fixed PP Arm Rest, Metal Chrome Base, Flexible Lumber Support, Net Tapestry	Powder Coated	
39	ACC 145		High Back Chair with head rest, Adjustable Arms Rest, Metal Chrome Base, Gas Lift, Net Tapestry	Syncro Knee Tilt	
40	ACC 146		Medium Back Chair, Adjustable Arms Rest, Metal Chrome Base, Gas Lift, Net Tapestry	Syncro Knee Tilt	
41	ACC 147		Medium Back Chair, PP Arm, Nylon Base, Gas Lift, Net Back, Hi Density Foam Seat Cushioned, Seat Fabric Tapestry,	Syncro Tilt	
42	ACC 148		Medium Back Chair, PP Arm, Nylon Base, Gas Lift, Net Back, Hi Density Foam Seat Cushioned, Seat Fabric Tapestry,	Syncro Tilt	

43	ACC 149		Hi Back Chair, Metal Chrome Arms, Metal Chrome Base, Gas Lift, Mesh Tapestry,	Torsion Bar Mechanism	
44	ACC 150		Medium Back Chair, Metal Chrome Arms, Metal Chrome Base, Gas Lift, Mesh Tapestry,	Torsion Bar Mechanism	
45	ACC 151		Visitor chair with adjustable arms, metal Pipe Frame, Fabric Tapestry, Hi Density Foam cushioned seat, Net Back	Powder Coated	
46	ACC 152		Medium Back Chair, PP Arms, Gas Lift, Hi Density foam seat Cushion, Fabric Tapestry & Net Back, Nylon Base	Swivel Tilt	
47	ACC 153		Visitor Chair, PP Arms, Pipe Stand, Hi Density foam seat Cushion, Fabric Seat Upholstery & Net Back	Chrome Plated	
48	ACC 154		Visitor chair with Fixed PP arms, metal Pipe Frame, Hi Density foam seat Cushion, PU Foam Seat Upholstery & Net Back	Chrome Plated	
49	ACC 155		Visitor chair with Fixed PP arms, metal Pipe Frame, Fabric Tapestry, cushioned seat, Net Back	Chrome Plated	

50	ACC 201		High Back Chair, Wooden Arm, Wooden Base, Gas Lift, PU Leatherite Tapestry	Torsion Bar	
51	ACC 202		Medium Back Chair, Wooden Arm, Wooden Base, Gas Lift, PU Leatherite Tapestry	Torsion Bar	
52	ACC 203		High Back Chair, Wooden Arms with soft upholstered Cushion, Wooden Base, Gas Lift, PU Leatherite Tapestry	Torsion Bar	
53	ACC 204		Medium Back Chair, Wooden Arms with soft upholstered Cushion, Wooden Base, Gas Lift, PU Leatherite Tapestry	Torsion Bar	
54	ACC 205		High Back Chair, Wooden Arms with soft upholstered Cushion, Wooden Base, Gas Lift, PU Leatherite Tapestry	Torsion Bar	
55	ACC 206		Medium Back Chair, Wooden Arms with soft upholstered Cushion, Wooden Base, Gas Lift, PU Leatherite Tapestry	Torsion Bar	
56	ACC 209		High Back Chair, PP Armrests with soft upholstered Cushion & PP Base, Gas Lift, PU Leatherite Tapestry	Torsion Bar	
57	ACC 210		Medium Back Chair, PP Armrests with soft upholstered Cushion & PP base with grey metallic finish, Gas Lift, PU Leatherite Tapestry	Torsion Bar	

58	ACC 211		Visitor Chair, PP Armrests with soft upholstered Cushion, Base MS - Chrome Plated Frame, PU Leathrite Tapestry	Chrome	
59	ACC 212		High Back Chair, PP Armrests with soft upholstered Cushion, PP Base, Gas Lift, PU Leathrite Tapestry	Torsion Bar	
60	ACC 213		Medium Back Chair, PP Armrests with soft upholstered Cushion, PP Base, Gas Lift, PU Leathrite Tapestry	Torsion Bar	
61	ACC 214		High Back Chair, PP Armrests with soft upholstered Cushion, PP Base, Gas Lift, PU Leathrite Tapestry	Torsion Bar	
62	ACC 215		Medium Back Chair, PP Armrests with soft upholstered cushion, PP Base, Gas Lift, PU Leathrite Tapestry	Torsion Bar	
63	ACC 216		Visitor Chair, PP Armrests with soft upholstered cushion, Metal Frame, PU Leathrite Tapestry	Chrome	
64	ACC 217		High Back Chair, PP Armrests with soft upholstered Cushion, PP Base, Gas Lift, PU Leatherite Tapestry	Torsion Bar	
65	ACC 218		Medium Back Chair, PP Armrests with soft upholstered Cushion, PP Base, Gas Lift, PU Leatherite Tapestry	Torsion Bar	

66	ACC 219		High Back Chair, Aluminium Armrests with upholstered cushion, Chrome Base, Gas Lift, PU Leather Tapestry	Torsion Bar	
67	ACC 220		Medium Back Chair, Aluminium Armrests with upholstered cushion, Gas Lift, PU Leather Tapestry	Torsion Bar	
68	ACC 221		Visitor Chair, Aluminium Armrests with upholstered cushion, Pipe Stand, PU Leather Tapestry	Chrome Plated	
69	ACC 222		High Back Chair, PP Folding Armrest with soft upholstered Cushion, PP Base, Gas Lift, PU Leatherite Tapestry	Torsion Bar	
70	ACC 223		Medium Back Chair, PP Folding Armrest with soft upholstered Cushion, PP Base, Gas Lift, PU Leatherite Tapestry	Torsion Bar	
71	ACC 224		High Back Chair, PP Armrests with soft upholstered cushion, PP Base, Gas Lift, PU Leatherite Tapestry	Torsion Bar	
72	ACC 225		Medium Back Chair, PP Armrests with soft upholstered cushion, PP Base, Gas Lift, PU Leatherite Tapestry	Torsion Bar	
73	ACC 226		High Back Chair, PP Armrests with soft upholstered Cushion, PP Base, Gas Lift, PU Leatherite Tapestry	Tarsion Bar	
				Swivel Tilt	








74	ACC 227		Medium Chair, PP Armrests with soft upholstered Cushion, PP Base, Gas Lift, PU Leatherite Tapestry	Tarsion Bar	
				Swivel Tilt	
75	ACC 228		Visitor Chair, PP Armrests with soft upholstered Cushion, PU Leatherite Tapestry, Metal Base	Chrome	
76	ACC 229		High Back Chair, PP Armrest with soft upholstered Cushion, PP Base, Gas Lift, PU Leatherite Tapestry	Torsion Bar	
77	ACC 230		Medium Back Chair, PP Armrest with soft upholstered Cushion, PP Base, Gas Lift, PU Leatherite Tapestry	Torsion Bar	
78	ACC 231		High Back Chair, PP Armrest with soft upholstered Cushion, PP Base, Gas Lift, PU Leatherite Tapestry	Torsion Bar	
79	ACC 232		Medium Back Chair, PP Armrest with soft upholstered Cushion, PP Base, Gas Lift, PU Leatherite Tapestry	Torsion Bar	
80	ACC 233		High Back Chair, PP Armrest with soft upholstered Cushion, PP Base, Gas Lift, PU Leatherite Tapestry	Torsion Bar	
81	ACC 234		Medium Back Chair, PP Armrest with soft upholstered Cushion, PP Base, Gas Lift, PU Leatherite Tapestry	Torsion Bar	

82	ACC 235		High Back Chair, PP Armrests with soft upholstered Cushion, PP Base, Gas Lift, PU Leathrite Tapestry	Torsion Bar	
83	ACC 236		Medium Back Chair, PP Armrests with soft upholstered Cushion, PP Base, Gas Lift, PU Leathrite Tapestry	Swivel Tilt Mechanism	
84	ACC 237		High Back Chair, Armrests with soft upholstered Cushion, Chrome Base, Gas Lift, PU Leathrite Tapestry	Knee Tilt Mechanism	
85	ACC 238		High Back Chair, Armrests with soft upholstered Cushion, Chrome Base, Gas Lift, PU Leathrite Tapestry	Knee Tilt Mechanism	
86	ACC 238 A		High Back Chair, Armrests with soft upholstered Cushion, Chrome Base, Gas Lift, PU Leathrite Tapestry	Knee Tilt Mechanism	
87	ACC 239		High Back Chair, PP Armrests with soft upholstered Cushion, PP Base, Gas Lift, PU Leathrite Tapestry	Torsion Bar	
88	ACC 240		Low Back Chair, PP Armrests with soft upholstered Cushion, PP Base, Gas Lift, PU Leathrite Tapestry	Torsion Bar	





89	ACC 241		High Back Chair, PP Armrests with soft upholstered Cushion, PP Base, Gas Lift, PU Leathrite Tapestry	Torsion Bar	
90	ACC 242		Low Back Chair, PP Armrests with soft upholstered Cushion, PP Base, Gas Lift, PU Leathrite Tapestry	Torsion Bar	
91	ACC 243		High Back Chair, Metal chrome Armrests with soft upholstered Cushion, Metal Chrome Base, Gas Lift, PU Leathrite Tapestry	Torsion Bar	
92	ACC 244		Low Back Chair, Metal Chrome Armrests with soft upholstered Cushion, Metal chrome Base, Gas Lift, PU Leathrite Tapestry	Torsion Bar	
93	ACC 245		Visitor Chair, Metal Chrome Armrests with soft upholstered Cushion, Base MS - Chrome Plated Frame, PU Leathrite Tapestry	Chrome	
94	ACC 301		High Back Chair, Wooden Arm, Chrome Base, Gas Lift, PU Leathrite Tapestry	Torsion Bar	
				Swivel Tilt	
95	ACC 302		Medium Back Chair, Wooden Arm, Chrome Base, Gas Lift, PU Leathrite Tapestry	Torsion Bar	
				Swivel Tilt	
96	ACC 303		Visitor Chair, Wooden Arm, Pipe Stand, PU Leathrite Tapestry	Chrome Plated	

97	ACC 304		High Back Chair, PU Arm, PP Base, Gas Lift, PU Leatherite Tepestry	Torsion Bar	
				Swivel Tilt	
98	ACC 305		Medium Back Chair, PU Arm, PP Base, Gas Lift, PU Leatherite Tepestry	Torsion Bar	
				Swivel Tilt	
99	ACC 306		Visitor Chair, PU Arm, Pipe Stand, PU Leatherite Tepestry	Chrome Plated	
100	ACC 307		High Back Chair, PU Arm, PP Base, Gas Lift, PU Leathrite Tapestry	Swivel Tilt	
101	ACC 308		Medium Back Chair, PU Arm, PP Base, Gas Lift, PU Leathrite Tapestry	Swivel Tilt	
102	ACC 309		Visitor Chair, PU Arm, Pipe Stand, PU Leathrite Tapestry	Powder Coated	
103	ACC 310		High Back Chair, PU Arm, PP Base, Gas Lift, PU Leatherite Tapestry	Swivel Tilt	
104	ACC 311		Medium Back Chair, PU Arm, PP Base, Gas Lift, PU Leatherite Tapestry	Swivel Tilt	
105	ACC 312		Visitor Chair, Pu Arm, Pipe Stand, PU Leatherite Tapestry	Chrome Plated	

106	ACC 313		High Back Chair, PP Arm, Metal Chrome Base, Gas Lift, PU Leathrite Tapestry	Syncro Knee Tilt	
				Push Button	
				Syncro Tilt	
107	ACC 314		Medium Back Chair, PP Arm, Metal Chrome Base, Gas Lift, PU Leathrite Tapestry	Syncro Knee Tilt	
				Push Button	
				Syncro Tilt	
108	ACC 315		Medium Back Chair, PP Arm, Metal Chrome Base, Gas Lift, PU Leatherite Tepestry	Syncro Knee Tilt	
				Push Button	
				Syncro Tilt	
109	ACC 316		Visitor Chair, Wooden Arm, Pipe Stand, PU Leatherite Tepestry	Powder Coated	
				Chrome Plated	
110	ACC 317		High Back Chair, Wooden Arm, Chrome Base, Gas Lift, PU Leathrite Tapestry	Swivel Tilt Mechanism	
111	ACC 318		Medium Back Chair, Wooden Arm, Chrome Base, Gas Lift, PU Leathrite Tapestry	Swivel Tilt	
112	ACC 319		Visitor Chair, Wooden Arm, Metal Frame, PU Leathrite Tapestry	Chrome Plated	

113	ACC 320		High Back Chair, Fix PU Arm, Chrome Base, Gas Lift, Fabric Tapestry	Synchro Knee Tilt	
				Push Button	
				Synchro Tilt	
114	ACC 321		Medium Back Chair, Fix PU Arm, Chrome Base, Gas Lift, Fabric Tapestry	Synchro Knee Tilt	
				Push Button	
				Synchro Tilt	
115	ACC 322		High Back Chair, Chrome Arms, Chrome Base, Gas Lift, PU Leathrette Tapestry	Torsion Bar	
116	ACC 323		Medium Back Chair, Chrome Arms, Chrome Base, Gas Lift, PU Leathrette Tapestry	Torsion Bar	
117	ACC 324		Visitor Chair, Chrome Arms, Chrome Base, PU Leathrette Tapestry	Chrome Plated	
118	ACC 325		High Back Chair, PU Armrests, PP Base, Gas Lift, PU Leathrite Tapestry	Swivel Tilt	
119	ACC 326		Medium Back Chair, PU Armrest, PP Base, Gas Lift, PU Leathrite Tapestry	Swivel Tilt	

120	ACC 327		Visitor Chair, PU Arm, Pipe Stand, Leathrite Tapestry	Powder Coated	
121	ACC 328		High Back Chair, PU Arm, PP Base, Gas Lift, PU Leathrite Tapestry,	Swivel Tilt	
122	ACC 329		Medium Back Chair, PU Arm, PP Base, Gas Lift, PU Leathrite Tapestry	Swivel Tilt	
123	ACC 330		High Back Chair, PP Armrests with soft upholstered Cushion, PP Base, Gas Lift, PU Leatherite Tapestry	Swivel Tilt	
124	ACC 331		Medium Back Chair, PP Armrests with soft upholstered Cushion, PP Base, Gas Lift, PU Leatherite Tapestry	Swivel Tilt	
125	ACC 332		High Back Chair, Adjustable Arm Rests, Gas Lift, PU Leathrite Tapestry, Metal Chrome Base	Syncro Tilt Mechanism	
				Syncro Tilt	
126	ACC 333		Medium Back Chair, Adjustable Arm Rests, Gas Lift, PU Leathrite Tapestry, Metal Chrome Base	Syncro Tilt Mechanism	
				Syncro Tilt	
127	ACC 334		High Back Chair, Metal PU Armrests, Gas Lift, PU Leathrite Tapestry, Aluminium Base	Syncro Knee Tilt Mechanism	

128	ACC 335		Medium Back Chair, Metal PU Armrests, Gas Lift, PU Leathrite Tapestry, Aluminium Base	Syncro Knee Tilt Mechanism	
129	ACC 336		High Back Chair, Fix Cushioned Arm Rests , Gas Lift, PU Leathrite Tapestry, Metal Chrome Base	Syncro Tilt Mechanism	
130	ACC 337		Medium Back Chair, Fix Cushioned Arm Rests , Gas Lift, PU Leathrite Tapestry, Metal Chrome Base	Syncro Tilt Mechanism	
131	ACC 338		High Back Chair, PP Fixed Arm, Metal Powder Coated Base with wheels, Gas Lift, PU Leathrite Tapestry,	Swivel Tilt	
132	ACC 339		Medium Back Chair, PP Fixed Arm, Metal Powder Coated Base with wheels, Gas Lift, PU Leathrite Tapestry,	Swivel Tilt	
133	ACC 340		Medium Back Chair, PP Fixed Arm, Metal Base, PU Leathrite Tapestry,	Powder Coated	

134	ACC 341		High Back Chair, PP Fixed Arm, Metal Chrome Plated Base with wheels, Gas Lift, PU Leathrite Tapestry,	Torsion Bar Mechanism	
				Swivel Tilt	
135	ACC 342		Medium Back Chair, PP Fixed Arm, Metal Chrome Plated Base with wheels, Gas Lift, PU Leathrite Tapestry,	Torsion Bar Mechanism	
				Swivel Tilt	
136	ACC 343		Medium Back Chair, PP Fixed Arm, Metal Base, PU Leathrite Tapestry,	Powder Coated	
137	ACC 344		High Back Chair, PP Fixed Arm, Nylon Base with wheels, Gas Lift, PU Leathrite Tapestry,	Syncro Tilt	
138	ACC 345		Medium Back Chair, PP Fixed Arm, Nylon Base with wheels, Gas Lift, PU Leathrite Tapestry,	Syncro Tilt	
139	ACC 346		High Back Chair with headrest, Adjustable Arm, Metal Chrome Base with wheels, Gas Lift, PU Leathrite Tapestry,	Syncro Tilt	
140	ACC 347		Medium Back Chair, Adjustable Arm, Metal Chrome Base with wheels, Gas Lift, PU Leathrite Tapestry,	Syncro Tilt	
141	ACC 401		High Back Chair, PU Arms, PP Base, Gas Lift, PU Moulded Seat & Back Cushion, PP Seat & Back cover, Fabric Tapestry	Swivel Tilt	
142	ACC 402		Medium Back Chair, PU Arms, PP Base, Gas Lift, PU Moulded Seat & Back Cushion, PP Seat & Back cover, Fabric Tapestry	Swivel Tilt	




143	ACC 403		Visitor Chair, PU Arms, Pipe Stand, PU Moulded Seat & Back Cushion, PP Seat & Back Cover, Fabric Tapestry	Powder Coated	
144	ACC 404		High Back Chair, PU Arms, PP Base, Gas Lift, PU Moulded Seat & Back Cushion with PVC beeding, Fabric Tapestry	Swivel Tilt	
145	ACC 405		Medium Back Chair, PU Arms, PP Base, Gas Lift, PU Moulded Seat & Back Cushion with PVC beeding, Fabric Tapestry	Swivel Tilt	
146	ACC 406		Visitor Chair, PU Arms, Pipe Stand, PU Moulded Seat & Back Cushion with PVC beeding, Fabric Tapestry	Powder Coated	
147	ACC 407		High Back Chair, PU Arms, PP Base, Gas Lift, PU Moulded Seat & Back Cushion, PP Seat & Back cover, Fabric Tapestry	Syncro knee Tilt	
				Push Button	
				Syncro Tilt	
148	ACC 408		Medium Back Chair, PU Arms, PP Base, Gas Lift, PU Moulded Seat & Back Cushion, PP Seat & Back Cover, Fabric Tapestry	Syncro Tilt	
149	ACC 409		Low Back Chair, PU Arms, PP Base, Gas Lift, PU Moulded Seat & Back Cushion, PP Seat & Back Cover, Fabric Tapestry	Push Back	

150	ACC 410		Medium Back Chair, PP arms & PP Base, PP Back Cover, PU Moulded Seat & Back Cushion, Gas Lift, Fabric Tapestry	Push Back	
151	ACC 411		Low Back Chair, PP arms & PP Base, PP Back Cover, PU Moulded Seat & Back Cushion, Gas Lift, Fabric Tapestry	Push Back	
152	ACC 501		High Back Chair, PU arms & PP Base, PP Seat & Back Cover, PU Moulded Seat & Back Cushion, Gas Lift, Fabric Tapestry	Syncro Tilt	
153	ACC 502		Medium Back Chair, PU arms & PP Base, PP Seat & Back Cover, PU Moulded Seat & Back Cushion, Gas Lift, Fabric Tapestry	Push Back	
154	ACC 503		Low Back Chair, PU arms & PP Base, PP Seat & Back Cover, Gas Lift, Fabric Tapestry	Push Back	
155	ACC 504		Visitor chair, PU Arms, MS Frame, PP Seat & Back ABS Cover, Fabric Tapestry	Powder Coated	
156	ACC 505		Medium Back Chair, PP arms & PP Base, PP Back Cover, PU Moulded Seat & Back Cushion, Gas Lift, Fabric Tapestry	Syncro Tilt	
				Push Back	
157	ACC 506		Low Back Chair, PP arms & PP Base, PP Back Cover, PU Moulded Seat & Back Cushion, Gas Lift, Fabric Tapestry	Push Back	

158	ACC 507		Medium Back Chair, PP arms & PP Base, PP Seat & Back Cover , PU Moulded Seat & Back Cushion, Gas Lift, Fabric Tapestry	Syncro Tilt	
159	ACC 508		Low Back Chair, PP arms & PP Base, PP Seat & Back Cover, Gas Lift, Fabric Tapestry	Push Back	
160	ACC 509		Medium Back Chair, PU arms & Metal Chrome Base, Gas Lift, Net Tapestry	Syncro Tilt	
161	ACC 510		Medium Back Chair, PP arms & PP Base, PU Moulded Seat & Back Cushion, Gas Lift, Fabric Tapestry	Push Back	
162	ACC 511		Medium Back Chair, PU arms, PU Moulded Seat & Back Cushion, PP Base, Gas Lift, Fabric Tapestry	Push Back	
163	ACC 512		Low Back Chair, PU arms, PU Moulded Seat & Back Cushion, Gas Lift, PP Base, Fabric Tapestry	Push Back	
164	ACC 513		Medium Back Chair, PP arms & PP Base, PP Back Cover, PU Moulded Seat & Back Cushion, Gas Lift, Fabric Tapestry	Syncro Tilt	
				Push Back	
165	ACC 514		Medium Back Chair, PP arms & PP Base, PP Back Cover, PU Moulded Seat & Back Cushion, Gas Lift, Fabric Tapestry	Push Back	

166	ACC 515		Low Back Chair, PP arms & PP Base, PP Seat & Back Cover, Gas Lift, Fabric Tapestry	Push Back	
167	ACC 516		Low Back Chair, PP arms & PP Base, PP Seat n Back Cover, Gas Lift, Fabric Tapestry	Push Back	
168	ACC 517		Medium Back Chair, Adjustable PU Arms, Chrome Base, Gas Lift, PU Moulded Seat & Back Cushion, PP Seat & Back Cover, Fabric Tapestry	Push Button	
				Syncro Tilt	
169	ACC 518		Medium Back Chair, Chrome & PU Arm, Gas Lift, chrome Base, Leathrite Tapestry	Push Back	
170	ACC 519		Medium Back Chair, PP Arms, PP Base, Gas Lift, Fabric Tapestry	Push Back	
171	ACC 520		Medium Back Chair, wooden Handle, chrome Base, Gas Lift, Leathrite Tapestry	Swivel Tilt	
172	ACC 521		Low Back Chair, wooden Handle, chrome Base Gas Lift, Leathrite Tapestry	Swivel Tilt	

173	ACC 522		Medium Back Chair, wooden Handle, chrome Base Gas Lift, Leathrite Tapestry	Swivel Tilt Mechanism	
174	ACC 523		Low Back Chair, wooden Handle, chrome Base, Gas Lift, Leathrite Tapestry	Swivel Tilt	
175	ACC 524		Low Back Chair, Wooden Handles, Chrome Base, Gas Lift, Leatherite Tapestry	Swivel Tilt	
176	ACC 525		Low Back Chair, Fixed Arm, Metal Chrome Base with wheels, Gas Lift, Fabric Tapestry,	Swivel Tilt	
177	ACC 526		Low Back Visitor Chair, PP Metal Fix Arm, Metal Base, Fabric Tapestry,	Chrome Plated	
178	ACC 527		Low Back Visitor Chair, PP Metal Fix Arm, Metal Base, Fabric Tapestry,	Chrome Plated	
179	ACC 601		Student chair, PP Arms & folding Writing Pad, Pipe Stand, PP Seat Shell	Chrome Plated	
180	ACC 602		Student chair with Writing Pad, Pipe Frame, Cushioned Seat & Back Fabric Tapestry	Chrome Coated Frame	

181	ACC 603		Student chair with Writing Pad , MS Seat & Back MS Frame	Powder Coated	
182	ACC 604		Student Chair, folding Writing Board, PP Seat Back Shell, Pipe Stand	Powder Coated	
183	ACC 605		Student Chair, PP Arms & Back, Folding Writing Pad, Pipe Stand, Seat Fabric Tapestry	Chrome Plated	
184	ACC 606		Student chair with Writing Pad , MS Seat & Back MS Frame	Powder Coated	
185	ACC 607		Student Chair, folding Writing Board, Wooden Seat Back Shell, Pipe Stand	Powder Coated	
186	ACC 608		Student chair, M.S. Frame, M.S. JALI, Wooden Writing Pad, Seat Fabric Tapestry, Foam Seat and back	Powder Coated	
187	ACC 609		Student Chair with Writing Pad, PP Seat Back Shell, Pipe Stand	Powder Coated	
188	ACC 610		Student chair with Writing Pad, Pipe Frame, Cushioned Seat & Back Fabric Tapestry, Wiremesh under the seat	Powder Coated	

189	ACC 611		Student chair with Writing Pad, Pipe Frame, Coughioned Seat & Back PU Leathrette Tapestry.	Chrome Plated Frame	
190	ACC 612		Student Bench 2 Seater, Pipe Frame with Wooden Seat & Top	Powder Coated	
191	ACC 613		Student Bench 2 Seater, Steel Pipe Frame with PP Seat and back shell, Wooden Top	Powder Coated	
192	ACC 614		Student Bench 2 Seater, Pipe Frame with Wooden Seat & Top	Powder Coated	
193	ACC 615		Student chair, M.S. Frame, Wooden Writing Pad, PU Leathrette Tapestry, Foam Seat and back, Powder Coated	For Training Rooms	
				for Kids	
194	ACC 616		Student Chair, PP Back, Folding Writing Pad, Pipe Stand, Seat Fabric Tapestry	Powder Coated	
195	ACC 617		Student Chair, PP Back, Pipe Stand, Seat Fabric Tapestry	Powder Coated	
196	ACC 618		Student chair with Writing Pad, Pipe Frame, Coughioned Seat & Back Fabric Tapestry	Chrome Coated Frame	






197	ACC 619		Student Chair, PP Seat & Back, Pipe Stand , Desk Size 600 mm W X 400 mm D X 760 mm H, 18 mm Thick Prelaminated Particle Board with edge Bending Top, Pipe Stand in Dark Blue	Powder Coated	
198	ACC 620		2 Seater Student Chair, PP Seat & Back, Pipe Stand , Desk Size 1200 mm W X 400 mm D X 760 mm H, 18 mm Thick Prelaminated Particle Board with edge Bending Top, Pipe Stand in Dark Blue	Powder Coated	
199	ACC 621				
200	ACC 622		Student Chair with Writing Pad, PP Seat Back Shell, Pipe Stand	Powder Coated	
201	ACC 623		Student Chair with Writing Pad, PP Seat Back Shell, Pipe Stand	Chrome Plated	
202	ACC 624		Student Chair, PU Arm, Folding Writing Board, Pipe Stand, Book Try Under Seat, Seat Back Fabric Tapestry, Top Size: 535 x 300 x 18mm Thick	Powder Coated	

203	ACC 625		Student Bench 2 Seater, Pipe Frame with Wooden Seat & Top	Powder Coated	
204	ACC 626		Student Bench 2 Seater, Pipe Frame with Wooden Seat & Top	Powder Coated	
205	ACC 627		Student Bench 2 Seater, Pipe Frame with Wooden Seat & Top	Powder Coated	
206	ACC 701		Visitor chair with Wooden arms, Pipe Frame, Fabric Tapestry	Chrome Plated	
207	ACC 702		Visitor chair with Wooden Arms, Pipe Frame, Fabric Tapestry	Chrome Plated	
208	ACC 703		Visitor Chair, Wooden Arms, Pipe Frame, PU Leathrite Tapestry,	Chrome Plated	
209	ACC 704		Visitor chair Without Arms, Pipe Frame, Fabric Tapestry	Chrome Plated	
210	ACC 705		Visitor Chair, PU Leatherite Tapestry, Pipe Stand	Chrome Plated	








211	ACC 706		Visitor Chair, PU Leatherite Tapestry, Pipe Stand, Wooden Handles	Chrome Plated	
212	ACC 707		Visitor Chair, Pipe Frame , PU Leathrite Tapestry, Cushion Arms	Chrome Plated	
213	ACC 708		Visitor Chair, PU Leatherite Tapestry, Pipe Stand, Wooden Handles	Chrome Plated	
214	ACC 709		Visitor Chair, PU Leatherite Tapestry, Pipe Stand, Wooden Handles	Chrome Plated	
215	ACC 710		Visitor Chair, MS Frame , PU Leathrite Tapestry, Cushion Arms	Chrome Plated	
216	ACC 711		Visitor Chair, Pipe Frame , PU Leathrite Tapestry, Wooden Arms	Chrome Plated	
217	ACC 712		Visitor Chair, PU Leatherite, Pipe Stand, Wooden Handles	Chrome Plated	

218	ACC 713		Visitor Chair, PU Leatherite, Pipe Stand	Chrome Plated	
				Stainless Steel 202 Grade	
				Stainless Steel 304 Grade	
219	ACC 714		Visitor Chair, Fabric Tapestry, Cushioned Seat and Back, Pipe Stand, PU Arm Rests	Chrome Plated	
220	ACC 715		Visitor Chair, Fabric Tapestry, Cushioned Seat and Back, Pipe Stand, PU Arm Rests	Chrome Plated	
221	ACC 716		Medium Back Visitor Chair, Fixed Arm, Metal Base, PU Leathrite Tapestry,	Chrome Plated	
222	ACC 717		Medium Back Visitor Chair, Cushioned Fix Arm, Metal Base, PU Leathrite Tapestry,	Chrome Plated	
223	ACC 718		Medium Back Visitor Chair, Cushioned Fix Arm, Metal Base, PU Leathrite Tapestry,	Chrome Plated	
224	ACC 719		Medium Back Visitor Chair, Cushioned PP Fix Arm, Metal Base, PU Leathrite Tapestry,	Chrome Plated	
225	ACC 720		Medium Back Visitor Chair, Cushioned Metal Fix Arm, Metal Base, PU Leathrite Tapestry,	Chrome Plated	

226	ACC 721		Medium Back Visitor Chair, Cushioned Metal Fix Arm, Metal Base, PU Leathrite Tapestry,	Chrome Plated	
227	ACC 722		Medium Back Visitor Chair, Cushioned Metal Fix Arm, Metal Base, PU Leathrite Tapestry,	Chrome Plated	
228	ACC 723		Medium Back Visitor Chair, Cushioned Metal Fix Arm, Metal Base, PU Leathrite Tapestry,	Chrome Plated	
229	ACC 724		Medium Back Visitor Chair, Cushioned Metal Fix Arm, Metal Base, PU Leathrite Tapestry,	Chrome Plated	
230	ACC 725		Medium Back Visitor Chair, Cushioned Metal Fix Arm, Metal Base, PU Leathrite Tapestry,	Chrome Plated	
231	ACC 726		Low Back Visitor Chair, without Arm, Metal Base, Fabric Tapestry,	Chrome Plated	
232	ACC 727		Medium Back Visitor Chair, PP Adjustable Arms, Pipe Stand, foam Seat & Back Cushion, Fabric Seat & Back Upholstered, Fabric Tapestry	Powder Coated	







233	ACC 728		Low Back Visitor Chair, PP Fixed Arms, Pipe Stand, PU Moulded Seat & Back Cushion, Fabric Seat & Back Upholstered, Fabric Tapestry	Powder Coated	
234	ACC 729		Medium Back Visitor Chair, Without Arms, Pipe Stand, PU Moulded Seat & Back Cushion, Fabric Seat & Back Upholstered, Fabric Tapestry	Powder Coated	
235	ACC 801		Restaurant Chair, With wooden Seat And Pipe Frame	Chrome Plated	
				Powder Coated	
				Stainless Steel 202 Grade	
				Stainless Steel 304 Grade	
236	ACC 802		Restaurant Chair, With wooden Seat And Pipe Frame	Chrome Plated	
				Powder Coated	
				Stainless Steel 202 Grade	
				Stainless Steel 304 Grade	
237	ACC 803		Restaurant Chair, With wooden Shell(Compressed Ply), Pipe Frame	Chrome Plated	
				Powder Coated	
				Stainless Steel 202 Grade	
				Stainless Steel 304 Grade	

238	ACC 804		Restaurant Chair, With wooden (Compressed Ply) Seat And Pipe Frame	Chrome Plated	
				Powder Coated	
				Stainless Steel 202 Grade	
				Stainless Steel 304 Grade	
239	ACC 805		Restaurant Chair, Pipe Frame, PU Leathrite Tapestry, Cushioned Seat	Chrome Plated	
				Stainless Steel 202 Grade	
				Stainless Steel 304 Grade	
240	ACC 806		Restaurant Chair, Pipe Frame, PU Leathrite Tapestry, Cushioned Seat & back	Chrome Plated	
				Stainless Steel 202 Grade	
				Stainless Steel 304 Grade	
241	ACC 807		Restaurant Chair, Compressed Ply Shell with PU Leatherite upholstered, Pipe Stand	Chrome Plated	
				Stainless Steel 202 Grade	
				Stainless Steel 304 Grade	
242	ACC 808		Restautant chair, Without Arms, PP Shell, Pipe Frame	Chrome Plated	
				Powder Coated	
				Stainless Steel 202 Grade	
				Stainless Steel 304 Grade	

243	ACC 809		Bar Stool, Pipe Frame, Chrome Plated, Seat Leathrite Tapestry	Chrome Plated	
				Stainless Steel 202 Grade	
				Stainless Steel 304 Grade	
244	ACC 810		Bar Stool, Pipe Frame, Seat Cushioned PU Leathrite Tapestry, Fixed	Chrome Plated	
				Stainless Steel 202 Grade	
				Stainless Steel 304 Grade	
245	ACC 811		Bar Stool, Cushioned Seat & Back Chrome Plated Base, PU Leathrite Tapestry	Chrome Plated	
246	ACC 812		Stool Chair with Back, chrome Base, PU Leathrite Tapestry	Chrome Plated	
247	ACC 813		Revolving Stool with Back, Gas Lift, chrome Base, PU Leathrite Tapestry	Revolving	
248	ACC 814		Revolving Stool with Back, Gas Lift, chrome Base, PU Leathrite Tapestry	Revolving	
249	ACC 815		Visitor Chair with out Arms, Pipe Frame, Gas Lift, Chrome Base, PU Leathrite Tapestry	Revolving	

250	ACC 816		Visitor Chair PP Seat Back Shell , chrome Base,	Chrome Plated	
				Stainless Steel 202 Grade	
				Stainless Steel 304 Grade	
251	ACC 817		Restaurant Chairs, Pipe Frame, PU Leathrette Tapestry	Chrome Plated	
252	ACT 818		Centre Table - MS Pipe Frame, 12 mm Clear Toughtned Glass Table Top - Size 2ft X 2ft.	Chrome Plated	
253	ACT 819		Centre Table - MS Pipe Frame, 12 mm Clear Toughtned Glass Table Top - Size 4ft X 2ft.	Chrome Plated	
254	ACT 820		Restaurant Round Table with MS Powder Coated Base,Chrome Plated Pipe Frame, Wooden Top 3' Round.	With Top	
				Stainless Steel 202 Grade	
				Stainless Steel 304 Grade	
255	ACT 821		Restaurant Round Table with Chrome Plated Base,Chrome Plated Pipe Frame, Wooden Top 3' Round.	With Top / Chrome Legs	
				Stainless Steel 202 Grade	
				Stainless Steel 304 Grade	
256	ACT 822		Restaunt Round Table With M.S. Chrome Plated Pipe Stand with Glass Top 3' Round Glass Top	MS LEGS	
				SS LEGS 202 Grade	
				Stainless Steel 304 Grade	








257	ACT 823		Restaurant Table 4' X 2' Wooden Top, chrome Plated MS Pipe Frame	Chrome Plated	
				Stainless Steel 202 Grade	
				Stainless Steel 304 Grade	
258	ACT 824		Restaurant Table 4' X 2' Wooden Top, chrome Plated Pipe Frame, MS Chrome Plated Oval Base	With Top / Chrome Legs	
259	ACT 825		Restaurant Table 4' X 2' Wooden Top, MS Pipe Frame	Chrome Plated	
				Stainless Steel 202 Grade	
				Stainless Steel 304 Grade	
260	ACC 826		Restaurant Square Table with Pipe Frame & Base, Wooden Top 2' X 2'.	Stainless Steel 202 Grade	
261	ACC 827		Restaurant Round Table with Pipe Frame & Base, Wooden Top 3' Round.	Stainless Steel 202 Grade	
262	ACT 828		Restaurant Table 4' X 2' Wooden Top, SS Pipe Frame, SS Base	With Top	






263	ACC 829		Restautant chair, Without Arms, PP Shell, Pipe Frame	Chrome Plated	
				SS LEGS 202 Grade	
				SS LEGS 304 Grade	
264	ACC 830		Restautant chair, Without Arms, PP Shell, Pipe Frame	Chrome Plated	
				SS LEGS 202 Grade	
				SS LEGS 304 Grade	
265	ACC 831		Restautant chair, Without Arms, PP Shell, Pipe Frame	Chrome Plated	
				SS LEGS 202 Grade	
				SS LEGS 304 Grade	
266	ACC 832		Restautant chair, Without Arms, PP Shell, Pipe Frame	Chrome Plated	
				SS LEGS 202 Grade	
				SS LEGS 304 Grade	
267	ACC 833		Bar Stool, Cushioned Seat & Back Chrome Plated Base, PU Leathrite Tapestry, Foot Rest	Chrome Plated	
268	ACC 834		Bar Stool, Cushioned Seat & Back Chrome Plated Base, PU Leathrite Tapestry, Foot Rest	Chrome Plated	




269	ACC 835		Bar Stool, Cushioned Seat & Back, Chrome Plated Base, PU Leathrite Tapestry, Foot Rest	Chrome Plated	
270	ACC 836		Bar Stool, Cushioned Seat & Back Chrome Plated Base, PU Leathrite Tapestry, Foot Rest	Chrome Plated	
271	ACC 837		Bar Stool, Cushioned Seat & Back Chrome Plated Base, PU Leathrite Tapestry, Foot Rest	Chrome Plated	
272	ACC 838		Bar Stool, Cushioned Seat & Back Chrome Plated Base, PU Leathrite Tapestry, Foot Rest	Chrome Plated	
273	ACC 839		Bar Stool, PP Shell Chrome Plated Base, Foot Rest	Chrome Plated	

274	ACC 840		Lounge Sofa Chair, Metal Stand, PU Leathrette Tapestry	Powder Coated	
275	ACC 841		Lounge Sofa Chair, Metal Stand, PU Leathrette Tapestry	Chrome Base	
276	ACC 842		Lounge Sofa Chair, Metal Stand, PU Leathrette Tapestry	Chrome Base	
277	ACC 843		Centre Table - Size 4ft X 2ft. Prelaminated Particle Board with Black Glass	Prelam Partical Board with Edge Beeding	
278	ACC 844		Centre Table - Size 4ft X 2ft. Stand in Ractangular MS Pipe Duly Powder Coated	Prelam Partical Board with Edge Beeding	
279	ACC 845		Stool , Pipe Stand , Preforated Seat in Metal	Powder coated	
280	ACC 846		Stool , Pipe Stand , PP Seat shell	Powder coated	









281	ACC 847		Stool, Pipe Stand, Cushioned Seat, PU Leathrite Tapestry	Powder coated	
282	ACC 848		Revolving Stool, Gas Lift, PP Base, PU Leathrite Tapestry	Revolving	
283	ACC 849		Restaurant Round Table with Pipe Frame & Base, Wooden Top 3' Round.	Powder coat	
284	ACC 850		Canteen Table - Sizes 1200mm X 900 mm Table Top in Commercial Ply with 1mm Sheet & 2mm edge Bending Tape, SS Pipe Frame with <u>Locking System</u>	Commercial Ply & Stainless Steel - Grade 202	
285	ACC 851		Restautant chair, Without Arms, PP Shell, Pipe Frame	Chrome Plated	
				Powder Coated	
				Stainless Steel 202 Grade	
				Stainless Steel 304 Grade	

286	ACC 852		Restautant chair, Without Arms, PP Shell, Pipe Frame	Chrome Plated	
				Powder Coated	
				Stainless Steel 202 Grade	
				Stainless Steel 304 Grade	
287	ACC 853		Restautant chair, Without Arms, PP Shell	PP	
288	ACC 854		Bar Stool, Cushioned Seat & Back, Chrome Plated Base, Fabric Tapestry, Gas Lift	Chrome Plated	
289	ACC 855		Restaurant Round Table with Metal Base, Chrome finish Pipe Frame, Wooden Top 3' Dia Round.	With Top / Chrome Legs	
				Stainless Steel 202 Grade	
				Stainless Steel 304 Grade	
290	ACC 856		Restaurant Round Table with Metal Base, Chrome finish Pipe Frame, Wooden Top 3' X 3' Square.	With Top / Chrome Legs	
				Stainless Steel 202 Grade	
				Stainless Steel 304 Grade	
291	ACC 857		Restaurant Table 2' X 2' Wooden Top, SS Pipe Frame, SS Base	with top	
292	ACC 858		Restaurant Table 4' X 2' Wooden Top, SS Pipe Frame, SS Base	with top	

293	ACC 859		Restaurant Round Table with Metal Base, Chrome finish Pipe Frame, Wooden Top 3' Dia Round.	With Top / Chrome Legs	
				Stainless Steel 202 Grade	
				Stainless Steel 304 Grade	
294	ACC 860		Restaurant Round Table with Metal Base, Chrome finish Pipe Frame, Wooden Top 3' X 3' Square.	With Top / Chrome Legs	
				Stainless Steel 202 Grade	
				Stainless Steel 304 Grade	
295	ACC 861		Restaunt Round Table With M.S. Chrome Plated Pipe Stand with Glass Top 3' Round Glass Top	MS LEGS	
				SS LEGS 202 Grade	
				Stainless Steel 304 Grade	
296	ACC 862		Restaurant Round Table with Metal Base, Chrome finish Pipe Frame, Wooden Top 3' Dia Round.	Powder Coated	
				With Top / Chrome Legs	
				Stainless Steel 202 Grade	
				Stainless Steel 304 Grade	
297	ACC 863		Restaurant Round Table with Metal Base, Chrome finish Pipe Frame, Wooden Top 3' Dia Round.	Powder Coated	
				With Top / Chrome Legs	
				Stainless Steel 202 Grade	
				Stainless Steel 304 Grade	
298	ACC 864		Restaurant Table 8' X 3' with 18 mm Commerical ply with both side Post laminated, edge banding with tape, Flat seat of sizes 8' X 1' D (18 mm Commerical ply with both side Post laminated, edge banding with tape), Pipe Frame - 50 X 50 mm Square Tube MS	Powder Coated	

299	ACC 865		Restaurant Table 4' X 2' with PP Shell & Thickness of 18 mm commercial ply with post lamination with edge banding , Pipe Frame - 50 X 50 mm Square Tube MS	Powder Coated	
300	ACC 866		Glass Table of sizes 3 ft triangle, 12 mm toughened glass top, base frame in MS CRC with adjusters	Powder Coated	
301	ACS 1001		Sofa with Chrome Plated Frame, PU Leathrite Tapestry, Size (in mm)L 1880 X D 785 X H 730	3 Seater	
			Sofa with Chrome Plated Frame, PU Leathrite Tapestry, Size (in mm)L 1370 X D 785 X H 730	2 Seater	
			Sofa with Chrome Plated Frame, PU Leathrite Tapestry, Size (in mm) L 865,D 785 H 730	1 Seater	
302	ACS 1002		Sofa with CRC Legs, Cushioned Arms, PU Leathrite Tapestry, Size(in mm) L1725 D X D 730 X H 840	3 Seater	
			Sofa with CRC Legs, Cushioned Arms, PU Leathrite Tapestry, Size(in mm) L 1190 D X D 730 X H 840	2 Seater	
			Sofa with CRC Legs, Cushioned Arms, PU Leathrite Tapestry, Size(in mm) L 660 D X D 730 X H 840	1 Seater	
303	ACS 1003		Sofa with wooden Frame, SS Pipe Frame, PU Leathrite Tapestry, Sizes - L 1880mm X D 785mm X 730mm H	Sofa 3 Seater	
			Sofa with wooden Frame, SS Pipe Frame, PU Leathrite Tapestry, Sizes - L 1370mm X D 785mm X 730mm H	Sofa 2 Seater	
			Sofa with wooden Frame, SS Pipe Frame, PU Leathrite Tapestry, Sizes - L 865mm X D 785mm X 730mm H	Sofa 1 Seater	
304	ACS 1004		Sofa with wooden Frame, Chrome Plated MS Pipe Legs, PU Leathrite Tapestry, Sizes - L 2005 mm X D 760mm X 860mm H	Sofa 3 Seater	
			Sofa with wooden Frame, Chrome Plated MS Pipe Legs, PU Leathrite Tapestry, Sizes - L 1475 mm X D 760mm X 860mm H	Sofa 2 Seater	
			Sofa with wooden Frame, Chrome Plated MS Pipe Legs, PU Leathrite Tapestry, Sizes - L 940 mm X D 760mm X 860mm H	Sofa 1 Seater	

305	ACS 1005		Sofa with wooden Frame, SS Pipe Legs, PU Leathrite Tapestry,	Sofa 3 Seater	
			Sofa with wooden Frame, SS Pipe Legs, PU Leathrite Tapestry,	Sofa 2 Seater	
			Sofa with wooden Frame, SS Pipe Legs, PU Leathrite Tapestry,	Sofa 1 Seater	
306	ACS 1006		Sofa with wooden Frame, S.S. Legs, PU Leathrite Tapestry, Size(in mm) L 1700 D X D 760 X H 715	3 Seater	
			Sofa with wooden Frame, S.S. Legs, PU Leathrite Tapestry, Size(in mm) L 1450 D X D 760 X H 715	2 Seater	
			Sofa with wooden Frame, S.S. Legs, PU Leathrite Tapestry, Size(in mm) L 820 D X D 760 X H 715	1 Seater	
307	ACS 1007		Sofa with Chrome Plated Pipe Frame, PU Leathrite Tapestry, Sizes - L 1800mm X D 720mm X 790mm H	Sofa 3 Seater	
			Sofa with Chrome Plated Pipe Frame, PU Leathrite Tapestry, Sizes - L 1300mm X D 720mm X 790mm H	Sofa 2 Seater	
			Sofa with Chrome Plated Pipe Frame, PU Leathrite Tapestry, Sizes - L 800mm X D 720mm X 790mm H	Sofa 1 Seater	
308	ACS 1008		Sofa with wooden Frame, SS Legs, PU Leathrite Tapestry, Sizes - L 2080mm X D 965mm X 825mm H	Sofa 3 Seater	
			Sofa with wooden Frame, SS Legs, PU Leathrite Tapestry, Sizes - L 1475mm X D 965mm X 825mm H	Sofa 2 Seater	
			Sofa with wooden Frame, SS Legs, PU Leathrite Tapestry, Sizes - L 850mm X D 965mm X 825mm H	Sofa 1 Seater	
309	ACS 1009		Sofa Without Arms, Pipe Frame, PU Moulded Seat & Back Cushion, Fabric Tapestry.	Chrome Plated Seater	1
310	ACS 1010		Sofa with Pipe Frame, PU Leathrite Tapestry, Size (in mm) L 1670 X D 730 X H 810	3 Seater , Chrome Plated	
				3 Seater Powder Coated	
			Sofa with Pipe Frame, PU Leathrite Tapestry, Size (in mm) L 1140 X D 730 X H 810	2 Seater, Chrome Plated	
				Powder Coated	
			Sofa with Pipe Frame, PU Leathrite Tapestry, Size (in mm) L585 X D 730 X H 810	1 Seater, Chrome Plated	
				Powder Coated	

311	ACS 1011		Wooden Preforated Sofa with Pipe Frame, wooden Arms (Size L 1660 mm X D 725 mm X H 840 mm)	3 Seater Chrome Plated	
				3 Seater Powder Coated	
			Wooden Preforated Sofa with Pipe Frame, wooden Arms (Size L 1080 mm X D 725 mm X H 840 mm)	2 Seater Chrome Plated	
				2 Seater Powder Coated	
			Chair with Wooden Seat & Back, Wooden Arm, Pipe Frame	Chrome Plated	
				Powder Coated	
312	ACS 1012		Metal Preforated Sofa with Arms (Powder Coated) Sizes: L 1700 X D 610 X H 800	3 Seater	
			Metal Preforated Sofa with Arms (Powder Coated) Sizes: L 1120 X D 610 X H 800	2 Seater	
			Metal Preforated Chair with out Arms	1 Seater Powder Coated	
			Metal Preforated Chair with PU Arms	1 Seater Powder Coated	
313	ACS 1013		Sofa with Chrome Plated Arms & Legs with preforated Seat & back , Silver Grey Powder Coated & Chrome Coated combination, Size(in mm) L 1800 X D 760 X H 790	3 Seater	
		2 Seater Sofa image is not available	Sofa with Chrome Plated Arms & Legs with preforated Seat & back , Silver Grey Powder Coated & Chrome Coated combination, Size(in mm) L 1220 X D 760 X H 790	2 Seater	
314	ACS 1014		Sofa with Chrome Plated Arms & Legs with preforated Seat & back , Silver Grey Powder Coated & Chrome Coated combination, Size(in mm) L 1800 X D 760 X H 790	3 Seater	
			Sofa with Chrome Plated Arms & Legs with preforated Seat & back , Silver Grey Powder Coated & Chrome Coated combination, Size(in mm) L 1220 X D 760 X H 790	2 Seater	





315	ACC 1015		SS Metal Preforated Chair with out Arms	4 Seater	
			SS Metal Preforated Chair with out Arms	3 Seater	
316	ACC 1016		Sofa with wooden Frame, S.S. Legs, PU Leathrite Tapestry, Size(in mm) L 1700 D X D 760 X H 715	3 Seater	
			Sofa with wooden Frame, S.S. Legs, PU Leathrite Tapestry, Size(in mm) L 1450 D X D 760 X H 715	2 Seater	
			Sofa with wooden Frame, S.S. Legs, PU Leathrite Tapestry, Size(in mm) L 820 D X D 760 X H 715	1 Seater	
317	ACC 1017		Sofa with Pipe Frame, PU Leathrite Tapestry, Size (in mm) L 1670 X D 730 X H 810	3 Seater , Chrome Plated	
				3 Seater Stainless Steel 202 Grade	
			Sofa with Pipe Frame, PU Leathrite Tapestry, Size (in mm) L 1140 X D 730 X H 810	2 Seater, Chrome Plated	
				2 Seater Stainless Steel 202 Grade	
			Sofa with Pipe Frame, PU Leathrite Tapestry, Size (in mm) L585 X D 730 X H 810	1 Seater, Chrome Plated	
		1 Seater Stainless Steel 202 Grade			
318	ACC 1018		Sofa with Pipe Frame, PU Leathrite Tapestry, Size (in mm) L 1670 X D 730 X H 810	3 Seater , Chrome Plated	
				3 Seater Stainless Steel 202 Grade	
			Sofa with Pipe Frame, PU Leathrite Tapestry, Size (in mm) L 1140 X D 730 X H 810	2 Seater, Chrome Plated	
				2 Seater Stainless Steel 202 Grade	
			Sofa with Pipe Frame, PU Leathrite Tapestry, Size (in mm) L585 X D 730 X H 810	1 Seater, Chrome Plated	
		1 Seater Stainless Steel 202 Grade			
319	ACC 1019		Sofa Without Arms, Pipe Frame, PU Seat & Back Cushion, Fabric Tapestry.	Chrome Plated Seater	3
				Chrome Plated Seater	2


320	ACC 1020		Sofa Without Arms, Wooden Frame, PU Seat & Back Cushion, PU Leathrette Tapestry.	Powder Coated Legs 3 Seater		
				Powder Coated Legs 2 Seater		
				Powder Coated Legs 1 Seater		
321	ACC 1021		Lounge Sofa in metal stand with cushioned seat and back,	Pipe and Base Frame in Chrome Plated Metal		
322	ACC 1022		Sofa With PP Arms, Pipe Frame, Cushioned Seat with fabric tapestry & Back Net Fabric	Powder Coated 3 Seater		
				Powder Coated 2 Seater		
				Powder Coated 1 Seater		
323	ACC 1023		L Shape Sofa - 7 Seater with one setty with PU Leathrette Tapestry with Back rest - Sizes 6 ft L X 4 ft D x 4 ft & 2' Square Setty	Powder Coated MS Flat Frame and Legs		
324	ACC 1024	 	3 Seater Sofa with Chrome Plated Pipe Frame, PU Leathrite Tapestry, Sizes - L 1730 mm X D 720mm X 925 mm H	Sofa 3 Seater		
				2 Seater Sofa with Chrome Plated Pipe Frame, PU Leathrite Tapestry, Sizes - L 1200 mm X D 720mm X 925 mm H	Sofa 2 Seater	
				1 Seater Sofa with Chrome Plated Pipe Frame, PU Leathrite Tapestry, Sizes - L 700 mm X D 720mm X 925 mm H	Sofa 1 Seater	
325	ACC 1025	 	3 Seater Sofa with Chrome Plated Pipe Frame, PU Leathrite Tapestry, Sizes - L 1730 mm X D 720mm X 825 mm H	Sofa 3 Seater		
				2 Seater Sofa with Chrome Plated Pipe Frame, PU Leathrite Tapestry, Sizes - L 1200 mm X D 720mm X 825 mm H	Sofa 2 Seater	
				1 Seater Sofa with Chrome Plated Pipe Frame, PU Leathrite Tapestry, Sizes - L 700 mm X D 720mm X 825 mm H	Sofa 1 Seater	







326	ACC 1026			Sofa 3 Seater	
				Sofa 2 Seater	
				Sofa 1 Seater	
327	ACC 1027		3 Seater Sofa with Chrome Plated Pipe Frame, PU Leathrite Tapestry, Sizes - L 1730 mm X D 720mm X 800 mm H	Sofa 3 Seater	
			2 Seater Sofa with Chrome Plated Pipe Frame, PU Leathrite Tapestry, Sizes - L 1200 mm X D 720mm X 800 mm H	Sofa 2 Seater	
			1 Seater Sofa with Chrome Plated Pipe Frame, PU Leathrite Tapestry, Sizes - L 700 mm X D 720mm X 800 mm H	Sofa 1 Seater	
328	ACC 1028		3 Seater Sofa with Powder Coated Pipe Frame, PU Leathrite Tapestry, Sizes - L 1685mm X D 730 mm X 790mm H	Sofa 3 Seater	
			2 Seater Sofa with Powder Coated Pipe Frame, PU Leathrite Tapestry, Sizes - L 1155mm X D 730mm X 790mm H	Sofa 2 Seater	
			1 Seater Sofa with Powder Coated Pipe Frame, PU Leathrite Tapestry, Sizes - L 655mm X D 730mm X 790mm H	Sofa 1 Seater	
329	ACC 1029		2 Seater Sofa with Chrome Plated Pipe Frame, PU Leathrite Tapestry, Sizes - L 1875mm X D 720mm X 790mm H	Sofa 2 Seater	
			2 Seater Sofa with Chrome Plated Pipe Frame, PU Leathrite Tapestry, Sizes - L 850mm X D 720mm X 790mm H	Sofa 1 Seater	
330	ACC 1030		2 Seater Sofa with Chrome Plated Frame, PU Leathrite Tapestry, Size (in mm) L 1940 X D 800 H 800	Sofa 2 Seater	
			1 Seater Sofa with Chrome Plated Frame, PU Leathrite Tapestry, Size (in mm) L 865 X D 800 x H 800	Sofa 1 Seater	
			Table of sizes 2' X 2' X 1.5 ft , Chrome Plated Legs of thickness 25 x 25 x 1.6 mm thick	Centre Table	




331	ACC 1031		2 Seater Sofa with Chrome Plated Frame, PU Leathrite Tapestry, Size (in mm)L 1850 X D 825 X H 730	Sofa 2 Seater	
			1 Seater Sofa with Chrome Plated Frame, PU Leathrite Tapestry, Size (in mm) L 860 X D 825 x H 730	Sofa 1 Seater	
332	ACC 1032		2 Seater Sofa with Chrome Plated Frame, PU Leathrite Tapestry, Size (in mm)L 1800 X D 760 X H 800	Sofa 2 Seater	
			1 Seater Sofa with Chrome Plated Frame, PU Leathrite Tapestry, Size (in mm) L 800 X D 760 x H 800	Sofa 1 Seater	
333	ACC 1033		2 Seater Sofa with Chrome Plated Frame, PU Leathrite Tapestry, Size (in mm)L 1800 X D 760 X H 800	Sofa 2 Seater	
			1 Seater Sofa with Chrome Plated Frame, PU Leathrite Tapestry, Size (in mm) L 800 X D 760 x H 800	Sofa 1 Seater	
334	ACC 1035			Sofa 3 Seater	
				Sofa 2 Seater	
				Sofa 1 Seater	
335	ACC 1036			Sofa 3 Seater	
				Sofa 3 Seater	





336	ACC 1037			Sofa 2 Seater	
				Sofa 1 Seater	
337	ACC 1038			Setty	
338	ACC 1039			Setty	
339	ACC 1040		Centre Table of sizes 1200 x 600 mm X 450 mm H, Pipe Frame, PLPB Edge Bended Top, 18mm Thick,	Stainless Steel 202 Grade Pipe Frame	
340	ACC 1041		Centre Table of sizes 1200 x 600 mm X 450 mm H, Pipe Frame, Toughened Glass Top, 12mm Thick	Stainless Steel 202 Grade Pipe Frame	
341	ACC 1042		Centre Table of sizes 1200 x 600 mm X 450 mm H, Pipe Frame, PLPB Edge Bended Top, 18mm Thick,	Stainless Steel 202 Grade Pipe Frame	
342	ACC 1043		Centre Table of sizes 1200 x 600 mm X 450 mm H, Pipe Frame, PLPB Edge Bended Top, 18mm Thick,	Stainless Steel 202 Grade Pipe Frame	
343	ACC 1044		Centre Table of sizes 600 mm Dia X 450 mm H, Pipe Frame, PLPB Edge Bended Top, 18mm Thick,	Stainless Steel 202 Grade Pipe Frame	

344	Domestic Appliances		Size - 110 CM X 33 X 90	IRON STAND Powder Coated	
			Size - 122 CM X 38 X 90	IRON STAND Powder Coated	
345	ACM 1101		<p>Penta Workstation of sizes - 1500 mm X 1500 mm X 600 mm D X 750 mm Height, Half Alumunium Base Partition Systems - Aluminium Structure of 1500 mm X 1500 mm X 450 mm Height X 32 mm Thick, Glass, Hard Board, Fabric, White Marker Options, Various Color for Laminate, Fabric and Powder Coating, Metal Legs : Metal of 40 x 40 x 1.6 mm Thick powder coated, Under Structure : 25 x 40mm x 1.6 mm CRC MS Pipe Frame frame, Preforated Modesty panel of sizes 1050 L x 450 mm H X 1.00 mm thick powder coated MS Sheet Pedestal not a standard part. Top Thickness - 25 mm, Key board Trey : Not include in this equipment - 4 person seating</p>	Prelam Prelam Partical Board	
346	ACM 1102		<p>Penta Workstation of sizes - 1500 mm X 1500 mm X 600 mm D X 750 mm Height, Alumunium Base Partition Systems - Aluminium Structure of 1500 mm X 1500 mm X 1200 mm Height X 45 mm Thick, Glass, Hard Board, Fabric, White Marker Options, Various Color for Laminate, Fabric and Powder Coating, Under structure detail : NA, Metal Powder Coated Legs PEDESTAL - (L 400 X D 450 X H 680), Pedestal Thickness : 18 mm, Top Thickness - 25 mm, Key board Trey : Not include in this equipment - 4 person seating</p>	Prelam Partical Board	
347	ACM 1103		<p>Lenier Workstation, Work Table of sizes - 1200 mm L X 600 mm D X 750 mm Height, Alumunium Base Partition Systems - Aluminium Structure of 1200 mm X 1200 mm Height X 45 mm Thick & 600 mm W X 1200 mm Height X 45 mm Thick , Glass, Hard Board, Fabric, White Marker Options, Various Color for Laminate, Fabric and Powder Coating, Under structure detail : NA PEDESTAL - (L 400 X D 450 X H 680), Pedestal & Gable Ends Thickness : 18 mm, Top Thickness - 25 mm, Key board Trey : Not include in this equipment -4 person seating</p>	Prelam Partical Board	


348	ACM 1104		<p>Table size 2700(L) x 900(D) x 750(H), Top thickness : 36 mm Gable end thickness : 36 mm , Modesty Thickness : 18 mm Under structure detail : NA & Return Top 900 mm L X 450 mm D with 3 drawer Pedestal unit, 3 Drawer Pedestal unit in 18 mm Thick material detail : Prelaminated Particle board with edge banding tape</p>	Prelam Partical Board	
349	ACM 1105		<p>Table size 2150(L) x 900(D) x 750(H) with 3 drawer pedestal Top thickness : 36 mm Modesty Thickness : 18 mm Under structure detail : NA & Return Top 1050 mm L X 450 mm D with 3 drawer Pedestal unit & 2 door unit, Pedestal unit & Flash Door unit in 18 mm Thick material detail : Prelaminated Particle board with edge banding tape</p>	Prelam Partical Board	
350	ACM 1106		<p>Table size 1800(L) x 900(D) x 750(H) with 3 drawer pedestal Top thickness : 36 mm, Gable End in 36 mm Modesty Thickness : 18 mm Under structure detail : NA & Return Top 900 mm L X 450 mm D with 3 drawer Pedestal unit & open storage unit, Pedestal unit & Shelf in 18 mm Thick material detail : Prelaminated Particle board with edge banding tape</p>	Prelam Partical Board	
351	ACM 1107		<p>Table size 1500(L) x 1500 x 600 mm (D) 750(H), 3 drawer Mobile pedestal Top thickness : 25 mm, Gable End in 25 mm Modesty Thickness : 18 mm Under structure detail : NA & Return Top 900 mm L X 450 mm D with 3 Drawer Pedestal unit in 18 mm Thick material detail : Prelaminated Particle board with edge banding tape</p>	Prelam Partical Board	
352	ACM 1108		<p>Table size 1500 (L) x 750 (D) x 750(H), 3 drawer mobilepedestal Top thickness : 25 mm Modesty Thickness : 18 mm Under structure detail : NA & Return Top 900 mm L X 450 mm D with 2 Pencil drawer unit in 18 mm Thick material detail : Prelaminated Particle board with edge banding tape</p>	Prelam Partical Board	

353	ACM 1109		<p>CONFERENCE TABLE - TABLE - (L 2400 X D 1200 X H 750)</p> <p>-</p> <p>Table Top Thickness 36 mm Thick Prelam, Under Structure Detail : NA Gable Ends in Prelam - Size 900 X 36 mm Thick Prelam Board x 2 Nos, Modesty panel in 600 mm H X 18 mm thick, material detail : Prelaminated Particle board with edge banding tape</p>	Prelam Partical Board	
354	ACM 1110		<p>CONFERENCE TABLE - TABLE - (L 3600 X D 1200 X H 750)</p> <p>-</p> <p>Table Top Thickness 36 mm Thick Prelam, Under Structure Detail : NA Gable Ends in Prelam - Size 900 X 36 mm Thick Prelam Board x 4 Nos, Modesty panel in 600 mm H X 18 mm thick, 4 Pop Up Box include, material detail : Prelaminated Particle board with edge banding tape</p>	Prelam Partical Board	
355	ACM 1111		<p>Medium height storage unit, Unit Sizes 900 mm Width X 900 mm H X 400 mm D, 1 shelf include, Material: 18 mm Prelaminated particle board with edge banding tape</p>	Prelam Partical Board	
356	ACM 1112		<p>3 DRAWER MOBILE PEDESTAL - Sizes L 400 X D 450 X H 680, Drawer running at Telescopic Channels, Material: 18 mm Prelaminated particle board with edge banding tape</p>	Prelam Partical Board	
357	ACM 1112 - Powder Coated		<p>Pedestal Unit 3 Drawer in CRCA MS Sheet , Locking System and Drawer Running at Channels</p>	Body and Drawers 22 Guage and Doors 20 Guage	
				Body and Drawers 24 Guage and Doors 22 Guage	
358	ACM 1113		<p>Reception table of sizes L 1500 X D 600 mm D X 750 mm Table top height, Front Modesty Panel of sizes 1500 mm L X 1050 mm H, Facia top of sizes 1500 mm L X 250 mm D X 25 mm Thick in prelaminated particle board with edge banding tape with Glass top with 4 Nos of Stainless Steel Adjuster, Gable ends in 32 mm thick, Material: Prelaminated particle board with edge banding tape</p>	Prelam Partical Board	




359	ACM 1114		<p>Reception Table size 1800(L) x 600(D) x 750(H) - Table top, Front Modesty Panel in 1800 mm L X 1050 mm H with glass top, 3 drawer pedestal include Top thickness : 25 mm, Gable End in 25 mm Modesty Thickness : 18 mm Under structure detail : NA & Return Top 900 mm L X 450 mm D with open storage unit, Pedestal unit & Shelf in 18 mm Thick material detail : Prelaminated Particle board with edge banding tape</p>	Prelam Partical Board	
360	ACC 1116		<p>Lenier Workstation, Work Table of sizes - 1200 mm L X 600 mm D X 750 mm Height, Partition Systems - Aluminium Structure of 1200 mm X 450 mm Height X 45 mm Thick Glass / Hard Board / Fabric / White Marker Options, Various Color for Laminate, Fabric and Powder Coating, Under structure detail : 25 x 25 x 1.6 mm Metal Powder Coated Pipe frame, Legs : Metal Powder Coated of 40 x 40 x 1.6 mm CRC MS, PEDESTAL - (L 400 X D 450 X H 680), - 4 person seating</p>	Prelam Partical Board	
361	ACC 1117		<p>Back to Back Workstation of size 1200(L) x 600(D) x 750(H), Partition Systems - Aluminium Structure - front screen of 1200 mm X 1200 mm Height X 45 mm Thick - sharing basis, Hard Board, White Marker Options, Various Color for Laminate, Top thickness : 25 mm Gable end thickness : 18 mm , Prelam Particle board Dividers Sharing basis - 18 mm thick Under structure detail : NA material detail : Prelaminated Particle board with edge banding tape - 4 person seating</p>	Prelam Partical Board	






362	ACC 1118		<p>Penta Workstation of sizes - 1500 mm X 1500 mm X 600 mm D X 750 mm Height, Panel Base Partition Systems - Aluminium Structure of 1500 mm X 1500 mm X 1200 mm Height X 45 mm Thick, Glass, Hard Board, Fabric, White Marker Options, Various Color for Laminate, Fabric and Powder Coating, Under structure detail : NA PEDESTAL - (L 400 X D 450 X H 680), Pedestal & Gable end of sizes 600 mm X 725 mm Height in prelam particle board with edge banding tape, Top Thickness - 25 mm, - 1 person seating</p>	Prelam Partical Board	
363	ACC 1119		<p>Lenier Workstation, Work Table of sizes - 1200 mm L X 600 mm D X 750 mm Height, Partition Systems - Aluminium Structure of 1200 mm X 450 mm Height X 45 mm Thick Glass / Hard Board / Fabric / White Marker Options, Various Color for Laminate, Fabric and Powder Coating, Under structure detail : 20 x 40 x 1.6 mm Metal Powder Coated Pipe frame, Legs : Metal Powder Coated of 40 x 40 x 1.6 mm CRC MS, PEDESTAL - (L 400 X D 450 X H 680), - 6 person seating</p>	Prelam Partical Board	
364	ACC 1120		<p>Table size 1500(L) x 750(D) x 750(H), Top thickness : 25 mm Front Modesty Panel in Preforated MS CRC Powder Coated Sheet of thickness 1.0 mm, Under structure detail : 20 x 40 x 1.6 mm CRC MS Powder Coated , Legs Detail : CRC MS Powder Coated, Return unit in 900 mm LX 450 mm D X 750 mm Height , Top thickness 25 mm and rest at 3 drawer PEDESTAL Unit - (L 400 X D 450 X H 680), Pedestal unit in 18 mm Thick material detail : Prelaminated Particle board with edge banding tape</p>	Prelam Partical Board	
365	ACC 1121		<p>Table size 1500(L) x 750(D) x 750(H), Top thickness : 25 mm Gable end thickness :25 mm , Modesty Thickness : 18 mm Under structure detail : NA & Return Top 900 mm LX 450 mm D rest at 3 drawer Pedestal unit , material detail : Prelaminated Particle board with edge banding tape</p>	Prelam Partical Board	

366	ACC 1122		<p>Table size 1650(L) x 750(D) x 750(H), Top thickness : 36 mm Gable end thickness : 36 mm , Modesty Thickness : 18 mm Under structure detail : NA & Return Top 1050 mm L X 450 mm D rest at Storage unit with 2 doors, material detail : Prelaminated Particle board with edge banding tape</p>	Prelaminated Particle Board	
367	ACC 1123		<p>Table size 1500(L) x 750(D) x 750(H), Top thickness : 36 mm Gable end thickness :25 mm , Modesty Thickness : 18 mm Under structure detail : NA, PEDESTAL Unit - (L 400 X D 450 X H 680), Pedestal unit in 18 mm Thick & Return Top 900 mm L X 450 mm D , material detail : Prelaminated Particle board with edge banding tape</p>	Prelam Partical Board	
368	ACC 1124		<p>Table size 1650(L) x 900(D) x 750(H), Top Thickness : 25mm Front & Side Modesty Panel in Preforated MS CRC Powder Coated Sheet of thickness 1.0 mm, Under structure detail : NA , Gable End : 25 mm Thick , & Return Top 900 mm L X 450 mm D rest at 2 drawer Pedestal unit , 3 door pedestal under main top, material detail : Prelaminated Particle board with edge banding tape</p>	Prelam Partical Board	
369	ACC 1126		<p>Table size 2100(W) x 750(D) x 750(H), Top thickness : 36 mm Gable end thickness : 36 mm , Modesty Thickness : 18 mm 3 Drawer Mobile Pedestal unit, Thickness : 18 mm, Return unit in 1050 mm LX 450 mm D X 680 mm Height, with storage unit door unit with shelf, Gable End, Modesty Panel material detail : Prelaminated Particle board with edge banding tape</p>	Prelam Partical Board	
370	ACC 1127		<p>CONFERENCE TABLE - TABLE - (L 3000 X D 1200 X H 750) - Table Top Thickness 25 mm Thick, Material : Prelaminated Particle Board with edge banding tape, Under Structure in 30 x 30 x 1.6 mm thick , Legs in 2" dia x 1.6 mm Thick - MS CRC Chrome Plated & Flat of sizes 50 mm W X 12 mm Thick with height adjusters, Cable snake & Pop up box not a standard part of this table (Quoted Seperatly)</p>	Prelam Partical Board	




371	ACC 1128		<p>CONFERENCE TABLE - TABLE - (L 2400 X D 1200 X H 750) - Table Top Thickness 25 mm Thick, Material : Prelaminated Particle Board with edge banding tape, Under Structure in 30 x 30 x 1.6 mm thick , Legs in 30 x 60 x 1.6 mm Thick - MS CRC Chrome Plated with height adjusters, Cable snake & Pop up box not a standard part of this table (Quoted Separately)</p>	Prelam Partical Board	
372	ACC 1129		<p>CONFERENCE TABLE - TABLE - (L 2400 X D 1200 X H 750) - Table Top Thickness 32 mm Thick Prelam, Box Type Legs in 750 mm X 200 mm thick (in 18 mm OSL) - 3 Nos, Modesty panel - NA, Cable snake & Pop up box not a standard part of this table (Quoted Separately)</p>	Prelam Partical Board	
373	ACC 1130		<p>CONFERENCE TABLE - TABLE - (L 1800 X D 1200 X H 750) - Table Top Thickness 25 mm Thick, Material : Prelaminated Particle Board with edge banding tape, Under Structure in 30 x 30 x 1.6 mm thick, Middle Leg - Box type - 750 mm W X 100 mm X 18 mm OSL Prelam particle board, End Legs in 30 x 60 x 1.6 mm Thick - MS CRC Powder Coated, Cable snake - Not required, Pop up box not a standard part of this table (Quoted Separately)</p>	Prelam Partical Board	
374	ACC 1131		<p>CONFERENCE TABLE with flip up cover for electric connections- TABLE - (L 2700 X D 1200 X H 750) - Table Top Thickness 25 mm Thick, Material : Prelaminated Particle Board with edge banding tape, Under Structure in 30 x 30 x 1.6 mm thick, L Type Metal Powder Coated Legs, Cable snake not a standard part of this table (Quoted Separately)</p>	Prelam Partical Board	
375	ACC 1132		<p>CONFERENCE TABLE with flip up cover for electric connections- TABLE - (L 3600 X D 1200 X H 750) - Table Top Thickness 32 mm Thick Prelam, Box Type Legs in 750 mm X 200 mm thick (in 18 mm OSL) - 3 Nos, Modesty panel - NA, Cable snake & Pop up box not a standard part of this table (Quoted Separately)</p>	Prelam Partical Board	
376	ACC 1133		<p>Round CONFERENCE TABLE - TABLE - (900 mm dia X H 750) - Table Top Thickness 25 mm Thick Prelam, L Type Metal Legs (Powder Coated)</p>	Prelam Partical Board	

377	ACC 1134		Round Discuss TABLE - TABLE - (900 mm dia X H 750) - Table Top Thickness 25 mm Thick Prelam and legs in 18 mm Prelaminated Particle Board	Prelam Partical Board	
378	ACC 1135		Reception table of sizes L 2100 X D 750 X 1050 mm H, 750 mm Table top height , Top Thickness : 25 mm, Gable end Thickness : 25 mm Thick, Front Modesty Panel in 18 mm Thick , Return Top 1200 mm L X 450 mm D rest at 3 drawer Pedestal unit , Pedestal Thickness : 18 mm (BSL) material detail : Prelaminated Particle board with edge banding tape	Prelam Partical Board	
379	ACC 1136		Reception table of sizes L 2400 X D 750 X 1050 mm H, 750 mm Table top height, Top Thickness 50 mm BSL Gable end Thickness : 25 mm Thick, Front Modesty Panel in 18 mm Thick , 3 drawer Pedestal unit include , Pedestal Thickness : 18 mm (BSL) material detail : Prelaminated Particle board with edge banding tape	Prelam Partical Board	
380	ACC 1137		Reception table of sizes L 2100 X D 750 X 1050 mm H, 750 mm Table top height , Front Facia of size 900 mm L X 750 mm H X 18 mm Thick, Front Modesty Panel in 25 mm thick, Gable ends in 25 mm thick, Pedestal cost not include in prices material detail : Prelaminated Particle board with edge banding tape	Prelam Partical Board	
381	ACC 1138		Reception Table of Sizes 2400 mm L X 900 mm D X 750 mm H, - Front Corner Facia 600 mm X 600 mm x 1050 mmH X 36 mm thick, Frosted Glass as per Images enclosed of thk two side x 6 mm thick, Table top in 36 mm thick & Gable End 36 mm thick prelaminated particle board, material detail : Prelaminated Particle board with edge banding tape	Prelam Partical Board	
382	ACC 1139		Reception table of sizes L 2400 X D 750 X 1050 mm H, 750 mm Table top height , Front Facia of size 1200 mm L X 750 mm H X 18 mm Thick with glass top, Front Modesty Panel in 18 mm thick, Gable ends in 18 mm thick, Pedestal cost not include in prices material detail : Prelaminated Particle board with edge banding tape	Prelam Partical Board	





383	ACC 1140		<p>Reception table of sizes L 1800 X D 750 X 1050 mm H, 750 mm Table top height , Top Thickness : 25 mm rest at 3 drawer Pedestal unit , Gable end Thickness : 36 mm Thick, Front Modesty Panel in 18 mm Thick , Pedestal Thickness : 18 mm (BSL) material detail : Prelaminated Particle board with edge banding tape</p>	Prelam Partical Board	
384	ACC 1141		<p>Reception table of sizes L 1800 X D 750 X 1050 mm H, 750 mm Table top height , Top Thickness : 36 mm rest Gable Ends, 3 drawer Mobile Pedestal unit include, Gable end Thickness : 36 mm Thick, Front Modesty Panel in 18 mm Thick , Pedestal Thickness : 18 mm (BSL) material detail : Prelaminated Particle board with edge banding tape</p>	Prelam Partical Board	
385	ACC 1143		<p>Vertical Filing Cabinets 2 Drawer - Sizes - (W 465mm X D 645mm X H 719 mm) Drawer running at telescopic channels - Material : CRCA MS Duly Powder Coated</p>	Powder Coated	
			<p>Vertical Filing Cabinets 3 Drawer - Sizes - (W 465mm X D 645mm X H 1014mm) Drawer running at telescopic channels - Material : CRCA MS Duly Powder Coated</p>	Powder Coated	
			<p>Vertical Filing Cabinets 4 Drawer - Sizes - (W 465mm X D 645mm X H 1320mm) Drawer running at telescopic channels - Material : CRCA MS Duly Powder Coated</p>	Powder Coated	
386	ACC 1144		<p>File storage Size L 1050XD450X750mm ht 18mm thick prelam particle board Glass Door</p>	Prelam Partical Board	
387	ACC 1145		<p>File Storage size -W 900 X D 450 X ht 900 18mm thick prelam particle board</p>	Prelam Partical Board	
			<p>File Storage size -W 900 X D 450 X ht 1200 18mm thick prelam particle board</p>	Prelam Partical Board	
			<p>File Storage size -W 900 X D 450 X ht 1500 18mm thick prelam particle board</p>	Prelam Partical Board	



388	ACC 1146		file storage size L 1050 D450HT 750 MM	Prelam Partical Board	
389	ACC 1147		file over head size L 1500XD450XHT600MM 18MM THICK LAMINATE BOARD	Prelam Partical Board	
390	ACC 1148		Lenier Workstation of sizes - 1200 mm L X 600 mm D X 750 mm Height, Panel Base Partition Systems - Aluminium Structure of 1200 mm X 1200 mm Height X 45 mm Thick, Glass, Hard Board, Fabric, White Marker Options, Various Color for Laminate, Fabric and Powder Coating, Under structure detail : NA PEDESTAL - (L 400 X D 450 X H 680), Pedestal & Gable Ends Thickness : 18 mm, Top Thickness - 25 mm, Key board Trey : Not include in this equipment -1 person seating	Prelaminated Particle Board with edge banding Tape	
391	ACC 1149		Lenier Workstation (Back to Back) of sizes - 1200 mm L X 600 mm D X 750 mm Height, Panel Base Partition Systems - Aluminium Structure of 1200 mm X 1200 mm Height X 45 mm Thick, Glass, Hard Board, Fabric, White Marker Options, Various Color for Laminate, Fabric and Powder Coating, Under structure detail : NA PEDESTAL - (L 400 X D 450 X H 680), Pedestal & Gable Ends Thickness : 18 mm, Top Thickness - 25 mm, Key board Trey : Not include in this equipment -2 person seating	Prelaminated Particle Board with edge banding Tape	
392	ACC 1150		Penta Workstation of sizes - 1500 mm X 1500 mm X 600 mm D X 750 mm Height, Panel Base Partition Systems - Aluminium Structure of 1500 mm X 1500 mm X 1200 mm Height X 45 mm Thick, Glass, Hard Board, Fabric, White Marker Options, Various Color for Laminate, Fabric and Powder Coating, Under structure detail : NA PEDESTAL - (L 400 X D 450 X H 680), Pedestal & Gable Ends Thickness : 18 mm, Top Thickness - 25 mm, Key board Trey : Not include in this equipment - 1 person seating	Prelaminated Particle Board with edge banding Tape	

393	ACC 1151		<p>Penta Workstation of sizes - 1500 mm X 1500 mm X 600 mm D X 750 mm Height, Panel Base Partition Systems - Aluminium Structure of 1500 mm X 1500 mm X 1200 mm Height X 45 mm Thick, Glass, Hard Board, Fabric, White Marker Options, Various Color for Laminate, Fabric and Powder Coating, Under structure detail : NA PEDESTAL - (L 400 X D 450 X H 680), Pedestal & Gable Ends Thickness : 18 mm, Top Thickness - 25 mm, Key board Trey : Not include in this equipment - 4 person seating</p>	Prelaminated Particle Board with edge banding Tape	
394	ACC 1152		<p>Lenier Workstation, Work Table of sizes - 1500 mm L X 600 mm D X 750 mm Height, Panel Base Partition Systems - Aluminium Structure of 1200 mm X 1200 mm Height X 45 mm Thick & 600 mm W X 1200 mm Height X 45 mm Thick , Glass, Hard Board, Fabric, White Marker Options, Various Color for Laminate, Fabric and Powder Coating, Under structure detail : NA PEDESTAL - (L 400 X D 450 X H 680), Pedestal Thickness : 18 mm, Top Thickness - 25 mm, Key board Trey : Not include in this equipment - 2 person seating</p>	Prelaminated Particle Board with edge banding Tape	
395	ACC 1153		<p>Penta Workstation of sizes - 1500 mm X 1800 mm X 600 mm D X 750 mm Height, Panel Base Partition Systems - Aluminium Structure of 1500 mm X 1800 mm X 1200 mm Height X 45 mm Thick, Glass, Hard Board, Fabric, White Marker Options, Various Color for Laminate, Fabric and Powder Coating, Under structure detail : NA PEDESTAL - (L 400 X D 450 X H 680), Pedestal & Gable Ends Thickness : 18 mm, Top Thickness - 25 mm, Wooden Key board Trey : 1, Mobile CPU Trolley : 1 No. - 1 person seating</p>	Prelaminated Particle Board with edge banding Tape	





396	ACC 1154		<p>Lenier Workstation, Work Table of sizes - 1500 mm L X 600 mm D X 750 mm Height, Panel Base Partition Systems - Aluminium Structure of 1500 mm X 1200 mm Height X 45 mm Thick Glass, Hard Board, Fabric, White Marker Options, Various Color for Laminate, Fabric and Powder Coating, legs in 40 x 40 x 1.6 mm CRC MS Powder coated Top Thickness - 25 mm, Key board Trey : Not include in this equipment - 2 person seating</p>	Prelaminated Particle Board with edge banding Tape	
397	ACC 1155		<p>Lenier Workstation (Back to Back), Work Top of sizes - 1500 mm L X 600 mm D X 750 mm Height, Front Side sharing basis Panel Base Partition Systems - Aluminium Structure of 1200 mm X 1200 mm Height X 45 mm Thick, Glass, Hard Board, Fabric, White Marker Options, Various Color for Laminate, Fabric and Powder Coating, Under structure detail : NA 2 PEDESTAL sharing basis - (L 400 X D 450 X H 680), Pedestal & Gable Ends Thickness : 18 mm, Top Thickness - 25 mm, Raceway provision below the work top for data & electrical wiring, Key board Trey : Not include in this equipment - 4 person seating</p>	Prelaminated Particle Board with edge banding Tape	
398	ACC 1156		<p>Back to Back Workstation of size 1200(L) x 600(D) x 750(H), Panel Base Partition Systems - front screen of 1200 mm X 600 mm Height X 25 mm Thick - sharing basis, Hard Board, White Marker Options, Various Color for Laminate, Top thickness : 25 mm Gable end thickness : 18 mm , Modesty Thickness : 18 mm , Glass Dividers Sharing basis - 8 mm thick Under structure detail : NA Top, Gable End, Modesty Panel material detail : Prelaminated Particle board with edge banding tape</p>	Prelaminated Particle Board with edge banding Tape	


399	ACC 1157		<p>Lenier Workstation, Work Table of sizes - 1500 mm L X 600 mm D X 750 mm Height, Panel Base Partition Systems - Aluminium Structure of 1200 mm X 450 mm Height X 45 mm Thick, Modesty Panel of sizes 900 mm x 300 mm x 2.0 mm thk perforated ms crc sheet powder coated, Glass / Hard Board / Fabric / White Marker Options, Various Color for Laminate, Fabric and Powder Coating, Under structure detail : 25 x 25 x 1.6 mm Metal Chrome Plated Pipe frame, Legs : Metal Powder Coated of 30 x 60 x 1.6 mm CRC MS, PEDESTAL - (L 400 X D 450 X H 680), Gable end with Powder Coated Metal Preforated Sheet of thickness 2.0 mm thick sheet - 4 person seating</p>	Prelaminated Particle Board with edge banding Tape	
-----	----------	---	---	--	--

400	ACC 1158		<p>Lenier Workstation, Work Table of sizes - 1500 mm L X 600 mm D X 750 mm Height, Panel Base Partition Systems - Aluminium Structure of 1200 mm X 450 mm Height X 45 mm Thick, Glass / Hard Board / Fabric / White Marker Options, Various Color for Laminate, Fabric and Powder Coating, Under structure detail : 25 x 25 x 1.6 mm Metal Chrome Plated Pipe frame, Legs : Metal Powder Coated of 40 x 40 x 1.6 mm CRC MS, - 6 person seating</p>		
401	ACC 1159		<p>U shape Reception table of sizes L 2400 X D 1500 X 1050 mm H, 750 mm Table top height , Front & Side Facia with Glass top, 2 Vertical drawer unit both side included</p>	Prelaminated Particle Board with edge banding Tape	
402	ACC 1160		<p>U shape Reception table of sizes L 2100 X D 1500 X 1050 mm H, 750 mm Table top height & depth , Front Facia of sizes 1500 mm L X 1050 mm H X 36 mm Thick in prelaminate particle board with edge banding tape with Glass top with 5 Nos of Stainless Steel Adjuster, side return unit of sizes 750 mm W X 500 mm D X 750 mm Height X 2 Nos with 1 adjustable shelf and 3 drawer pedestal on both side</p>	Prelaminated Particle Board with edge banding Tape	
403	ACC 1161		<p>Reception table of sizes L 2100 X D 750 X 1050 mm H, 750 mm Table top height , Front Facia of sizes 900 mm W X 950 mm H X 18 mm Thick in prelaminate particle board with edge banding tape, Storage unit with one door with adjustable shelf, 3 drawer pedestal include</p>	Prelaminated Particle Board with edge banding Tape	
404	ACC 1162		<p>Reception Table of Sizes 2100 mm W X 750 mm' D X 750 mm H (Table Top) X 1050 mm Front modesty height, Table top & Gable Ends X 25 mm thick prelaminate particle board, Front Modesty with 1900 mm W X 250 mm H X 8 mm frosty glass with 10" curved BSL Prelam at top, Front Modesty panels in 18 mm thick prelaminate particle board with 2 mm thk edge banding tape on both sides , alumunium frame for fixing of glass at front Modesty</p>	Prelaminated Particle Board with edge banding Tape	





405	ACC 1163		<p>Reception table of sizes L 2100 X D 750 X 1050 mm H, 750 mm Table top height , Table top in 25 mm Thick, Gable ends in 18 mm thick, Front Modesty Panel 18 mm Thick in prelaminated particle board with edge banding tape, Storage unit with one door with adjustable shelf, 3 drawer pedestal include</p>		
406	ACC 1164		<p>Office table of sizes 1500 mm L X 750 mm D X 750 mm Height , Table top 25 mm Thick, return top sizes 1000 mm X 450 mm D X 680 mm Height with 2 Drawer unit at top side & door shutter at bottom side, Frame in Powder Coated CRC MS 25 X 50mm X 1.6 mm thick and under structure in 25 x 25 x 1.6 mm CRC MS Pipe with powder coat finish, Front modesty panel in CRC MS Preforated Powder Coated finished of thickness 1.2 mm</p>	Prelaminated Particle Board with edge banding Tape	
407	ACC 1165		<p>Table size 1800(L) x 750(D) x 750(H), Top thickness : 36 mm Gable end thickness : 25 mm , Legs in Powder Coated CRC MS 25 X 50mm X 1.6 mm thick and under structure in 25 x 25 x 1.6 mm CRC MS Pipe with powder coat finish, & Return unit thickness 18 mm Return Top 1500 mm L X 450 mm D with door and drawer unit , material detail : Prelaminated Particle board with edge banding tape,</p>	Prelaminated Particle Board with edge banding Tape	






408	ACC 1166		<p>Table size 1800(W) x 750(D) x 750(H), Top thickness : 36 mm Gable end thickness : 36 mm , Modesty Thickness : 18 mm Return unit in 1500 mm LX 450 mm D X 680 mm Height, with storage unit consists one shelf & 3 Drawer Pedestal unit Fixed detail : Prelaminated Particle board with edge banding tape</p>	Prelaminated Particle Board with edge banding Tape	
409	ACC 1167		<p>Table size 1800(W) x 750(D) x 750(H), Top thickness : 36 mm Gable end thickness : 36 mm , Modesty Thickness : 18 mm Return unit in 1500 mm LX 450 mm D X 680 mm Height, with storage unit consists one shelf & 3 Drawer Pedestal unit Fixed detail : Prelaminated Particle board with edge banding tape</p>	Prelaminated Particle Board with edge banding Tape	
410	ACC 1168		<p>Office table of sizes 1500 mm L X 750 mm D X 750 mm Height , Table top 25 mm Thick, return top sizes 1200 mm X 450 mm D X 700 mm Height with one side compartment with book shelf and one sliding door unit, Frame in Powder Coated CRC MS 30 X 60mm X 1.6 mm thick and under structure in 25 x 25 x 1.6 mm CRC MS Pipe with powder coat finish, Front modesty panel in Prelaminated particle board with edge banding tape of thickness 18 mm 3 drawer pedestal include</p>	Prelaminated Particle Board with edge banding Tape	
411	ACC 1169		<p>Table size 1500(L) x 750(D) x 750(H), Top thickness : 36 mm Modesty Thickness : 18 mm Under structure detail : NA Pedestal Unit : 3 Drawer fixed - 1 nos at table end, Pedestal with 1 door shutter, Pedestal Thickness : 18 mm, & material detail : Prelaminated Particle board with edge banding tape</p>	Prelaminated Particle Board with edge banding Tape	

412	ACC 1170		<p>Table size 1500(L) x 750(D) x 750(H), Top thickness : 25 mm, Modesty Panel in perforated powder coated metal of thickness 1.00 mm thk, Under structure detail : 25 x 25 x 1.6 mm CRC MS Powder Coated , Legs Detail : 40 X 40 X 1.6 mm CRC MS Powder Coated Top, Return unit in 900 mm LX 450 mm D X 750 mm Height , Top thickness 25 mm Prelaminated particle board with edge banding tape and metal legs in 40 x 40 x 1.6 mm & Under Structure in 25 x 25 x 1.6 mm thick CRC MS Powder Coated, PEDESTAL Unit - (L 400 X D 450 X H 680), Thickness : 18 mm,</p>	Prelaminated Particle Board with edge banding Tape	
413	ACC 1171		<p>Penta Table of sizes - 1500 mm X 1500 mm X 600 mm D X 750 mm Height, Various Color for Laminate, Powder Coating, Under structure detail : 25 x 25 x 1.6 mm thick, Legs in Metal Powder Coated PEDESTAL - (L 400 X D 450 X H 680), Pedestal Unit : 3 Drawer fixed, Pedestal Thickness : 18 mm Top Thickness - 25 mm, material detail : Prelaminated Particle board with edge banding tape - 1 person seating</p>	Prelaminated Particle Board with edge banding Tape	
414	ACC 1172		<p>Penta Table of sizes - 1500 mm X 1500 mm X 600 mm D X 750 mm Height, Various Color for Laminate, Under structure detail : NA, Gable ends in Prelam Particle board of 18 mm thick, Top Thickness - 25 mm, material detail : Prelaminated Particle board with edge banding tape - 1 person seating</p>	Prelaminated Particle Board with edge banding Tape	
415	ACC 1173		<p>Overall Table size 1200(L) x 600(D) x 750(H), Top thickness : 25 mm Gable end thickness : 25 mm , Modesty Thickness : 18 mm Under structure detail : NA Pedestal Unit : 3 Drawer fixed, Pedestal Thickness : 18 mm, Wooden Mobile CPU Trolley, wooden key board tray Top, Gable End, Modesty Panel, CPU Trolley, Key board Tray material detail : Prelaminated Particle board with edge banding tape</p>	Prelaminated Particle Board with edge banding Tape	






416	ACC 1174		<p>Overall Table size 1500(L) x 600(D) x 750(H), Top thickness : 25 mm Gable end thickness : 18 mm , Modesty Thickness : 18 mm Under structure detail : NA Pedestal Unit Fixed : 3 Drawer, Pedestal Thickness : 18 mm, Fix CPU Storage, wooden key board tray Top, Gable End, Modesty Panel, CPU Trolley, Key board Tray material detail : Prelaminated Particle board with edge banding tape</p>	Prelaminated Particle Board with edge banding Tape	
417	ACC 1175		<p>Overall Table size 1500(L) x 600(D) x 750(H), Top thickness : 25 mm Gable end thickness : 18 mm , Modesty Thickness : 18 mm Under structure detail : NA Pedestal Unit : 3 Drawer fixed, Pedestal Thickness : 18 mm material detail : Prelaminated Particle board with edge banding tape</p>	Prelaminated Particle Board with edge banding Tape	
418	ACC 1176		<p>Overall Table size 1500(L) x 600(D) x 750(H), Top thickness : 25 mm Gable end thickness : 18 mm , Modesty Thickness : 1500 x 150 mm height x 18 mm Under structure detail : NA Pedestal Unit Fixed : 3 Drawer, Pedestal Thickness : 18 mm, Storage unit with shutter, wooden key board tray Top, Gable End, Modesty Panel, CPU Trolley, Key board Tray material detail : Prelaminated Particle board with edge banding tape</p>	Prelaminated Particle Board with edge banding Tape	
419	ACC 1177		<p>Overall Table size 1500(L) x 600(D) x 750(H), Top thickness : 25 mm Gable end thickness : 18 mm , Modesty Thickness : 18 mm Under structure detail : NA Mobile Pedestal Unit : 3 Drawer, Pedestal Thickness : 18 mm material detail : Prelaminated Particle board with edge banding tape</p>	Prelaminated Particle Board with edge banding Tape	
420	ACC 1178		<p>Overall Table size 1500(L) x 600(D) x 750(H), Top thickness : 25 mm Gable end thickness : 18 mm , Modesty Thickness : 18 mm Under structure detail : NA Mobile Pedestal Unit : 3 Drawer, Pedestal Thickness : 18 mm material detail : Prelaminated Particle board with edge banding tape</p>	Prelaminated Particle Board with edge banding Tape	







421	ACC 1179		<p>Overall Table size 1500(L) x 600(D) x 750(H), Top thickness : 25 mm Gable end thickness : 18 mm , Modesty Thickness : 18 mm Under structure detail : NA Mobile Pedestal Unit : 3 Drawer fixed , Pedestal Thickness : 18 mm material detail : Prelaminated Particle board with edge banding tape</p>	Prelaminated Particle Board with edge banding Tape	
422	ACC 1180		<p>Overall Table size 1500(L) x 600(D) x 750(H), Top thickness : 25 mm Gable end thickness : 18 mm , Modesty Thickness : 18 mm Under structure detail : NA Mobile Pedestal Unit : 3 Drawer fixed , Pedestal Thickness : 18 mm, 1 key board tray include material detail : Prelaminated Particle board with edge banding tape</p>	Prelaminated Particle Board with edge banding Tape	
423	ACC 1181		<p>Overall Table with side storage include one shelf of sizes 1500(L) x 600(D) x 750(H), Top thickness : 25 mm Gable end thickness : 18 mm , Modesty Thickness : 18 mm Under structure detail : NA Mobile Pedestal Unit : 3 Drawer fixed , Pedestal Thickness : 18 mm, material detail : Prelaminated Particle board with edge banding tape</p>	Prelaminated Particle Board with edge banding Tape	








424	ACC 1182		<p>Overall Table size 1500(L) x 600(D) x 750(H), Top thickness : 25 mm Modesty Thickness : 18 mm Under structure detail : 25 x 25 x 1.6 mm CRC MS Powder Coated , Legs Detail : 40 X 40 X 1.6 mm CRC MS Powder Coated Pedestal Unit : 2 Drawer fixed, Pedestal Thickness : 18 mm Top, material detail : Prelaminated Particle board with edge banding tape</p>	Prelaminated Particle Board with edge banding Tape	
425	ACC 1183		<p>Overall Table size 1500(L) x 600(D) x 750(H), Top thickness : 25 mm Modesty Thickness : 18 mm Under structure detail : 25 x 25 x 1.6 mm CRC MS Powder Coated , Legs Detail : 40 X 40 X 1.6 mm CRC MS Powder Coated Pedestal Unit : 2 Drawer fixed, Pedestal Thickness : 18 mm Top, material detail : Prelaminated Particle board with edge banding tape</p>	Prelaminated Particle Board with edge banding Tape	
426	ACC 1184		<p>Table size 1500(L) x 750(D) x 750(H), Top thickness : 25 mm in prelaminate particle board of 25 mm thick with edge banding tape, Modesty Panel in perforated powder coated metal of thickness 1.00 mm thk, Under structure detail : 25 x 25 x 1.6 mm CRC MS Powder Coated , Legs Detail : 40 X 40 X 1.6 mm CRC MS Powder Coated</p>	Prelaminated Particle Board with edge banding Tape	
427	ACC 1185		<p>Table size 1500(L) x 750(D) x 750(H), Top thickness : 25 mm in prelaminate particle board of 25 mm thick with edge banding tape, Modesty panel in perforated powder coated metal of thickness 1.00 mm thick, Under structure detail : 25 x 25 x 1.6 mm CRC MS Powder Coated , Legs Detail : 40 X 40 X 1.6 mm CRC MS Powder Coated</p>	Prelaminated Particle Board with edge banding Tape	







428	ACC 1186		<p>Table size 1500(L) x 750(D) x 750(H), Top thickness : 25 mm in prelaminated particle board of 25 mm thick with edge banding tape, Modesty Panel in perforated powder coated metal of thickness 1.00 mm thk, Under structure detail : 25 x 25 x 1.6 mm CRC MS Powder Coated , Legs Detail : 40 X 40 X 1.6 mm CRC MS Powder Coated</p>	Prelaminated Particle Board with edge banding Tape	
429	ACC 1187		<p>Overall Table size 1500(L) x 600(D) x 750(H), Top thickness : 25 mm Gable end thickness : 18 mm , Modesty Thickness : 18 mm Under structure detail : NA material detail : Prelaminated Particle board with edge banding tape</p>	Prelaminated Particle Board with edge banding Tape	
430	ACC 1201		<p>Instruments storage Unit - sizes - 33 inch W X 15 inch depth X 66 inch Height (MS CRCA (Powder Coated) with 2 Nos. of Sliding Glass Door with one shelf at top Side with 2 drawer unit at middle and 2 Nos. of Sliding doors at Bottom side with 1 bottom shelf with manual mechanical locking</p>	Body & Shelves 24 Guage, Doors 20 Guage	
				Body & Shelves 22 Guage, Doors 20 Guage	
431	ACC 1202		<p>Book Case with sliding door unit - sizes - 33 inch W X 15 inch depth X 66 inch Height (MS CRCA (Powder Coated) with 2 Nos. of Sliding Glass Door with 2 shelf at top Side & 2 Nos. of Sliding doors at Bottom side & 1 Shelf at Bottom with manual mechanical locking</p>	Body & Shelves 24 Guage, Doors 20 Guage	
				Body & Shelves 22 Guage, Doors 20 Guage	
432	ACC 1203		<p>Cupboards with Locker - sizes - 40 inch W X 21 inch depth X 78 inch Height (Office Almira in MS CRCA (Powder Coated) with Locker & 2 Drawer Units consisting of 1 Nos. of adjustable shelves) with click to shut locking device and manual locking at front Gate and 1 No. of Manual Lock at Locker.</p>	Body & Shelves 24 Guage, Doors 20 Guage	
				Body & Shelves 22 Guage, Doors 20 Guage	







433	ACC 1204		<p>Cupboards with Locker - sizes - 36 inch W X 19 inch depth X 78 inch Height (Office Almirah in MS CRCA (Powder Coated)) with Locker consisting of 2 Nos. of adjustable shelves) with click to shut locking device and manual locking at front Gate and 1 No. of Manual Lock at Locker.</p>	Body & Shelves 24 Guage, Doors 20 Guage	
434	ACC 1205		<p>Cupboards - sizes - 36 inch W X 19 inch depth X 78 inch Height (Office Almirah in MS CRCA (Powder Coated)) consisting of 4 Nos. of adjustable shelves with click to shut locking device and manual locking at front Gate</p>	Body & Shelves 24 Guage, Doors 20 Guage	
435	ACC 1206		<p>Industrial Locker 12 Door, Unit Sizes 36 inch Width X 19 inch Depth X 78 inch Height, Material: CRCA MS Sheet</p>	Body & Shelves 24 Guage, Doors 20 Guage	
436	ACC 1207		<p>Industrial Locker - Coat Hanging 4 Door & 4 Doors for Personal Belonging Storage Sizes 1200 mm Width X 585 mm Depth X 1980 mm Height, Material: CRCA MS Sheet</p>	Body & Shelves 24 Guage, Doors 20 Guage	
437	ACC 1208		<p>Industrial Locker - Coat Hanging 4 Door & 4 Doors for Personal Belonging Storage Sizes 1200 mm Width X 585 mm Depth X 1980 mm Height, Material: CRCA MS Sheet</p>	Body & Shelves 24 Guage, Doors 20 Guage	
438	ACC 1207 -		<p>Industrial Locker - Coat Hanging 2 Door & 2 Doors for Personal Belonging Storage Sizes 600 mm Width X 585 mm Depth X</p>	Body & Shelves 24 Guage, Doors 20 Guage	






438	A2		Sizes 600 mm Width X 385 mm Depth X 1980 mm Height, Material: CRCA MS Sheet	Body & Shelves 22 Guage, Doors 20 Guage	
439	ACC 1209		Book Case with Hinged door unit - sizes - 33 inch W X 15 inch depth X 66 inch Height (MS) CRCA (Powder Coated) with 2 Nos. of Glass Door with 2 shelf at top Side & 2 Nos. of doors at Hinge at Bottom side with one shelf at bottom with manual mechanical locking	Body & Shelves 24 Guage, Doors 20 Guage	
				Body & Shelves 22 Guage, Doors 20 Guage	
440	ACC 1210		Industrial Locker 9 Door, Unit Sizes 36 inch Width X 19 inch Depth X 78 inch Height, Material: CRCA MS Sheet	Body & Shelves 24 Guage, Doors 20 Guage	
				Body & Shelves 22 Guage, Doors 20 Guage	
441	ACC 1211		Industrial Locker 6 Door, Unit Sizes 36 inch Width X 19 inch Depth X 78 inch Height, Material: CRCA MS Sheet	Body & Shelves 24 Guage, Doors 20 Guage	
				Body & Shelves 22 Guage, Doors 20 Guage	
442	ACC 1212		Industrial Locker 6 Door, Unit Sizes 450 mm Width X 485 mm Depth X 1980 mm Height, Material: CRCA MS Sheet	Body & Shelves 24 Guage, Doors 20 Guage	
				Body & Shelves 22 Guage, Doors 20 Guage	

443	ACC 1213		Industrial Locker 2 Door, Unit Sizes 450 mm Width X 485 mm Depth X 1980 mm Height, Material: CRCA MS Sheet	Body & Shelves 24 Guage, Doors 20 Guage	
				Body & Shelves 22 Guage, Doors 20 Guage	
444	ACC 1214		Industrial Locker 4 Door, Unit Sizes 450 mm Width X 485 mm Depth X 1980 mm Height, Material: CRCA MS Sheet	Body & Shelves 24 Guage, Doors 20 Guage	
				Body & Shelves 22 Guage, Doors 20 Guage	
445	ACC 1215		Sliding Door Unit - sizes - 36 inch W X 19 inch depth X 78 inch Height (MS) CRCA (Powder Coated) with 4 Nos. of adjustable shelves) with manual locking at front Gate	Body & Shelves 24 Guage, Doors 20 Guage	
				Body & Shelves 22 Guage, Doors 20 Guage	
446	ACC 1215 - A		Sliding Door Unit - sizes - 36 inch W X 19 inch depth X 78 inch Height (MS) CRCA (Powder Coated) with 4 Nos. of adjustable shelves) with manual locking at front Gate	Body & Shelves 24 Guage, Doors 20 Guage	
				Body & Shelves 22 Guage, Doors 20 Guage	
447	ACC 1216		Printer Stand Model- Sizes W 600 X D 600 mm X 1050 Height with 1 Fix Shelf, made out of 18 mm Thick Prelaminated Partical Board	MS Pipe Frame (Powder Coated) 20 X 30 mm 16 Guage Thick Powder Coated Frame	
448	ACC 1217		Printer Stand Model - Sizes 500 X 500 mm X 680 Height with 1 No. Drawer running on 1 Set of	Body & Shelves 24 Guage, Doors 20 Guage	




440	ACC 1217		with 1 No. Drawer running on 1 Set of Channels & 1 Door with 1 Fix Shelf CRCA MS Sheet	Body & Shelves 22 Guage, Doors 20 Guage	
449	ACC 1218		File locker size L 450x D450x1200ht 18mm thick board prelam particle board	Prelaminated Particle Board with edge banding Tape	
450	ACC 1219		3 DRAWER MOBILE PEDESTAL - L 400 X D 450 X H 680, 18 mm prelaminate particle board with edge banding tape	Prelaminated Particle Board with edge banding Tape	
451	ACC 1220		3 DRAWER MOBILE PEDESTAL with adjusters - L 400 X D 450 X H 680, 18 mm prelaminate particle board with edge banding tape	Prelaminated Particle Board with edge banding Tape	
452	ACC 1221		3 DRAWER MOBILE PEDESTAL - L 400 X D 450 X H 680, 18 mm prelaminate particle board with edge banding tape	Prelaminated Particle Board with edge banding Tape	
453	ACC 1222		2 DRAWER MOBILE PEDESTAL - L 400 X D 450 X H 680, 18 mm prelaminate particle board with edge banding tape	Prelaminated Particle Board with edge banding Tape	
434	ACC 1223		FILE Storage size:L 750 X D 450 X 750 mm HT, Prelam particle board 18mm	Prelaminated Particle Board with edge banding Tape	

455	ACC 1224		<p>2 DRAWER MOBILE PEDESTAL - L 400 X D 450 X H 680, 18 mm prelaminate particle board with edge banding tape</p>	<p>Prelaminated Particle Board with edge banding Tape</p>	
456	ACC 1125		<p>2 Fixed Pedestal with cushioned seat with fabric tapestry - L 400 X D 450 X H 680 (with cushion), 18 mm prelaminate particle board with edge banding tape</p>	<p>Prelaminated Particle Board with edge banding Tape</p>	
457	ACC 1126		<p>3 DRAWER MOBILE PEDESTAL with adjusters - L 400 X D 450 X H 680, 18 mm prelaminate particle board with edge banding tape</p>	<p>Prelaminated Particle Board with edge banding Tape</p>	
458	ACC 1227		<p>2 Mobile Pedestal with open space at top L 400 X D 450 X H 680 (with open space), 18 mm prelaminate particle board with edge banding tape</p>	<p>Prelaminated Particle Board with edge banding Tape</p>	
459	ACC 1228		<p>Full height open storage unit, Unit Sizes 36 inch Width X 19 inch Depth X 78 inch Height, 4 shelf include, Material: 18 mm Prelaminated particle board with edge banding tape</p>	<p>Prelaminated Particle Board with edge banding Tape</p>	
460	ACC 1229		<p>Full height storage unit, Unit Sizes 36 inch Width X 19 inch Depth X 78 inch Height, 3 compartment at top and one door with one shelf at bottom, Material: 18 mm Prelaminated particle board with edge banding tape</p>	<p>Prelaminated Particle Board with edge banding Tape</p>	







461	ACC 1230		<p>Full height open storage unit, Unit Sizes 36 inch Width X 19 inch Depth X 78 inch Height, 4 shelf include, Material: 18 mm Prelaminated particle board with edge banding tape</p>	<p>Prelaminated Particle Board with edge banding Tape</p>	
462	ACC 1231		<p>Full height Staff Locker unit 6 doors, Unit Sizes 36 inch Width X 19 inch Depth X 78 inch Height, each door has one shelf and one hanger rod, Material: 18 mm Prelaminated particle board with edge banding tape</p>	<p>Prelaminated Particle Board with edge banding Tape</p>	
463	ACC 1232		<p>Full height Staff Locker unit 12 doors with powder coated metal base frame, Unit Sizes 36 inch Width X 19 inch Depth X 78 inch Height, Material: 18 mm Prelaminated particle board with edge banding tape</p>	<p>Prelaminated Particle Board with edge banding Tape</p>	
464	ACC 1233		<p>Full height storage unit, Unit Sizes 36 inch Width X 19 inch Depth X 78 inch Height, 3 shelf include, Material: 18 mm Prelaminated particle board with edge banding tape</p>	<p>Prelaminated Particle Board with edge banding Tape</p>	
465	ACC 1234		<p>Low Height Storage unit - Size 900 mm L X 400 mm D X 750 mm H, 2 Drawer unit at top and twin doors at bottom side, 1 shelf include</p>	<p>Prelaminated Particle Board with edge banding Tape</p>	
467	ACC 1235		<p>Low Height Storage unit - Size 900 mm L X 400 mm D X 750 mm H, 2 Drawer unit at top and twin doors at bottom side, 1 shelf include, Material: 18 mm Prelaminated particle board with edge banding tape</p>	<p>Prelaminated Particle Board with edge banding Tape</p>	
468	ACC 1236		<p>Low Height Storage unit - Size 1800 mm L X 400 mm D X 750 mm H, 1 shelf include , Material: 18 mm Prelaminated particle board with edge banding tape</p>	<p>Prelaminated Particle Board with edge banding Tape</p>	








469	ACC 1237		<p>Low Height Sliding Door unit - Size 900 mm L X 400 mm D X 750 mm H, 1 shelf include, Material: 18 mm Prelaminated particle board with edge banding tape</p>	Prelaminated Particle Board with edge banding Tape	
470	ACC 1238		<p>Low Height Drawer Storage unit - Size 900 mm L X 400 mm D X 750 mm H, 2 drawers and 1 shelf include, Material: 18 mm Prelaminated particle board with edge banding tape</p>	Prelaminated Particle Board with edge banding Tape	
471	ACC 1239		<p>Medium Height Storage unit - Size 900 mm L X 400 mm D X 1200 mm H, 2 shelf include, Material: 18 mm Prelaminated particle board with edge banding tape</p>	Prelaminated Particle Board with edge banding Tape	
472	ACC 1240		<p>Low Height Storage unit - Size 900 mm L X 400 mm D X 750 mm H, 1 shelf include, Material: 18 mm Prelaminated particle board with edge banding tape</p>	Prelaminated Particle Board with edge banding Tape	
473	ACC 1241		<p>Low Height Storage unit - Size 900 mm L X 400 mm D X 750 mm H, 1 shelf & Display shelf at top include, Material: 18 mm Prelaminated particle board with edge banding tape</p>	Prelaminated Particle Board with edge banding Tape	
474	ACC 1242		<p>Round Meeting TABLE - TABLE - (900 mm dia X H 750) - Table Top Thickness 25 mm Thick Prelam and 4 legs in 18 mm Prelaminated Particle Board</p>	Prelaminated Particle Board with edge banding Tape	
475	ACC 1243		<p>Round Meeting TABLE - TABLE - (900 mm dia X H 750) - Table Top Thickness 25 mm Thick Prelam and 4 legs in 25 mm Prelaminated Particle Board</p>	Prelaminated Particle Board with edge banding Tape	

476	ACC 1244		CONFERENCE TABLE - TABLE - (L 1500 X D 750 X H 750) - Table Top Thickness 32 mm Thick Prelam, V Shape Legs in Prelam - Size 750 X 25 mm Thick Prelam Board	Prelaminated Particle Board with edge banding Tape	
477	ACC 1245		Round Meeting TABLE - TABLE - (900 mm dia X H 750) - Table Top Thickness 36 mm Thick Prelam and legs in 36 mm Prelaminated Particle Board	Prelaminated Particle Board with edge banding Tape	
478	ACC 1246		Square Meeting TABLE - TABLE - (900 mm X 900 mm X H 750) - Table Top Thickness 25 mm Thick Prelam and legs in 18 mm Prelaminated Particle Board	Prelaminated Particle Board with edge banding Tape	
479	ACC 1247		CONFERENCE TABLE - TABLE - (L 2400 X D 900 X H 750) - Table Top Thickness 25 mm Thick Prelam, Gable Ends in Prelam - Size 750 X 25 mm Thick Prelam Board, Modesty panel in 450 mm X 18 mm thick	Prelaminated Particle Board with edge banding Tape	
480	ACC 1248		CONFERENCE TABLE - TABLE - (L 1500 X D 900 X H 750) - Table Top Thickness 25 mm Thick Prelam, Gable Ends in Prelam - Size 750 X 25 mm Thick Prelam Board, Modesty panel in 450 mm X 18 mm thick	Prelaminated Particle Board with edge banding Tape	
481	ACC 1249		CONFERENCE TABLE - TABLE - (L 3600 X D 900 X H 750) - Table Top Thickness 25 mm Thick Prelam, Gable Ends in Prelam - Size 750 X 25 mm Thick Prelam Board, Modesty panel in 450 mm X 18 mm thick	Prelaminated Particle Board with edge banding Tape	
482	ACC 1250		CONFERENCE TABLE - TABLE - (L 2400 X D 1200 X H 750) - Table Top Thickness 32 mm Thick Prelam, Gable ends in 750 mm X 25 mm thick - 4 Nos, Modesty panel of 300 mm X 18 mm - 2 Nos	Prelaminated Particle Board with edge banding Tape	
483	ACC 1251		CONFERENCE TABLE - TABLE - (L 1500 X D 900 X H 750) - Table Top Thickness 32 mm Thick Prelam, Gable ends in 750 mm X 50 mm thick (Box Type in 18 mm OSL) with MS CRC frame or powder coated - 2Nos, Modesty panel of 300 mm X 18 mm - 2 Nos	Prelaminated Particle Board with edge banding Tape	

484	ACC 1252		<p>CONFERENCE TABLE - TABLE - (L 2400 X D 900 X H 750) - Table Top Thickness 25 mm Thick Prelam, Under Structure & Legs in 30 x 30 x 1.6 mm thick & Legs in 50 mm Dia X 1.6 mm Thick, MS CRC Powder Coated with adjusters, Material : Prelaminated Particle Board with edge banding tape</p>	Prelaminated Particle Board with edge banding Tape	
485	ACC 1253		<p>CONFERENCE TABLE - TABLE - (L 1500 X D 750 X H 750) - Table Top Thickness 25 mm Thick Prelam, Under Structure & Legs in 30 x 30 x 1.6 mm thick & Legs in 50 mm Dia X 1.6 mm Thick, MS CRC Powder Coated with Casters / adjusters, Material : Prelaminated Particle Board with edge banding tape</p>	Prelaminated Particle Board with edge banding Tape	
486	ACC 1301		<p>CPU Trolley at wheels, MS CRC Powder Coated</p>	Metal Powder coated	

487	ACC 1302		CPU Trolley at wheels, prelaminated particle board with edge banding tape	Prelaminated Particle Board	
488	ACC 1303		Plastic key board tray running at sliding channels	PP	
489	ACC 1304		Wooden key board tray running at sliding door channels	Prelaminated Particle Board with edge banding Tape	
490	ACC 1305		Metal Key board tray running at sliding channels	Metal Powder coated	
491	ACC 1306		Pop Up box		
492	ACC 1307		Flip up box		

493	ACC 1308		Cable snake for wiring purpose	PP	
494	Computer Table 1		Computer Table with Padestle and key board tray - size - W 1500 X D 750 X H 750 all dimintions in mm	Prelam Partical Board	
495	Computer Table 2		Computer Table with Padestle and key board tray - size - W 1200 X D 600 X H 750 all dimintions in mm	Prelam Partical Board	
496	ACC Locker - C6		Industrial Locker 6 Doors - Sizes Width 36 inch X Depth 19 inch X H 78 inch . Body and Doors CRCA MS Sheet, 6 Locks for individual, Card Holder	Body & Shelves 24 Guage, Doors 20 Guage	
				Body & Shelves 22 Guage, Doors 20 Guage	
497	ACC Locker - B6		Industrial Locker 6 Doors - Sizes Width 36 inch X Depth 19 inch X H 78 inch . Body and Doors CRCA MS Sheet, 6 Locks for individual, Card Holder	Body & Shelves 24 Guage, Doors 20 Guage	
				Body & Shelves 22 Guage, Doors 20 Guage	
498	ACC Locker - B 12		Indusrial Locker 12 doors, Sizes 36 inch width X 19 inch depth X 78 inch height made from CRCA MS Sheet duly Powder Coated	Body & Shelves 24 Guage, Doors 20 Guage	
				Body & Shelves 22 Guage, Doors 20 Guage	
499	ACC Locker -		Indusrial Locker 10 doors, Sizes 36 inch width X 19 inch depth X 78	Body & Shelves 24 Guage, Doors 20 Guage	

499	B 10		inch height made from CRCA MS Sheet duly Powder Coated	Body & Shelves 22 Guage, Doors 20 Guage	
500	ACC - Locker - A 1/2		Industrial Locker 1 Door, Unit Sizes 450 mm Width X 485 mm Depth X 1980 mm Height, Material: CRCA MS Sheet	Body & Shelves 24 Guage, Doors 20 Guage	
			Industrial Locker 2 Door, Unit Sizes 450 mm Width X 485 mm Depth X 1980 mm Height, Material: CRCA MS Sheet	Body & Shelves 22 Guage, Doors 20 Guage	
			Industrial Locker 4 Door, Unit Sizes 450 mm Width X 485 mm Depth X 1980 mm Height, Material: CRCA MS Sheet	Body & Shelves 24 Guage, Doors 20 Guage	
			Industrial Locker 6 Door, Unit Sizes 450 mm Width X 485 mm Depth X 1980 mm Height, Material: CRCA MS Sheet	Body & Shelves 22 Guage, Doors 20 Guage	
501	ACC - Locker - B 4/6		Industrial Locker 4 Door, Unit Sizes 450 mm Width X 485 mm Depth X 1980 mm Height, Material: CRCA MS Sheet	Body & Shelves 24 Guage, Doors 20 Guage	
			Industrial Locker 6 Door, Unit Sizes 450 mm Width X 485 mm Depth X 1980 mm Height, Material: CRCA MS Sheet	Body & Shelves 22 Guage, Doors 20 Guage	
502	ACC - RUNNER		Runner Unit - sizes 1200mm X 450mm X 680mm Height, 3 Drawer Unit with open storage unit with 1 shelf with 4 twin caster wheels	Prelam Partical Board	
503	ACC - DIR 1		Office cabin table size L1800XD750mm modesty600mm ht ,side unit size 1500x450mm with laminate mobile pedsetal	Prelam Partical Board	
504	ACC - DIR 2		Office cabin table size L1800XD750mm ,36mm thick table top modesty600mm ht ,side unit size 1500x450mm with	Prelam Partical Board	
505	ACC - DIR 3		Office cabin table size L1500XD750mm ,25mm thick table top laminate modesty600mm ht laminate gable end side table 900x450	Prelam Partical Board	
		Back Storage is not include			

506	ACC - CONF 3		CONFERENCE TABLE - TABLE - (L 3000 X D 1200 X H 750), table Top Thickness 36mm Thick Prelam, 150mm laminate box leg	Prelam Partical Board	
507	ACC - CONF 4		CONFERENCE TABLE - TABLE - (L 3000 X D 1200 X H 750), table Top Thickness 36mm Thick Prelam, 36mm leg with 2 filp box	Prelam Partical Board	

Terms and conditions

1. Above mentioned prices are ex - our works, IMT, Manesar, Gurgaon.
2. VAT @ 13.13%(12.5% VAT + 5% Surcharge) or CST @ 13.13% (Haryana State) or 2% against Form "C" charged extra - For Trading Firms only.
3. Warrenty 1 Year
4. Other Taxes / Octroi/ Entry Tax if applicable Charged Extra.
5. Packing Cost Extra as Rupees 350.00 Each Box For 2-3 Chairs
6. Cartage & Transportation Cost for Delivery of Material to any Destination would be extra.
7. All order will be acceptable against Purchase Order with advance 50% Demand Draft /Cheque and Balance before Delivery.
8. Dispatch Time 7-10 Days or as per mutually agreeable.
9. slight Variation in the Fabric Shade Card due to Batch Difference should be Acceptable.
10. Slight change in actual model and Picture Look due to continuous development
11. All Disputes Subject to Gurgaon Jurisdiction Only.